


ATLANTA FALCONS 2009 **MEDIA GUIDE**



2009

ATLANTA FALCONS // SCHEDULE

REGULAR SEASON

- 01 Miami // Sun. Sept. 13**
Georgia Dome: 1pm
- 02 Carolina // Sun. Sept. 20**
Georgia Dome: 1pm
- 03 at New England // Sun. Sept. 27**
Gillette Stadium: 1pm
- 04 Bye // Sun. Oct. 4**
- 05 at San Francisco // Sun. Oct. 11**
Candlestick Park: 4:05pm
- 06 Chicago // Sun. Oct. 18**
Georgia Dome: 8:20pm
- 07 at Dallas // Sun. Oct. 25**
Cowboys Stadium: 1pm
- 08 at New Orleans // Mon. Nov. 2**
Superdome: 8:30pm
- 09 Washington // Sun. Nov. 8**
Georgia Dome: 1pm
- 10 at Carolina // Sun. Nov. 15**
Bank of America Stadium: 1pm
- 11 at NY Giants // Sun. Nov. 22**
Giants Stadium: 1pm
- 12 Tampa Bay // Sun. Nov. 29**
Georgia Dome: 1pm
- 13 Philadelphia // Sun. Dec. 6**
Georgia Dome: 1pm
- 14 New Orleans // Sun. Dec. 13**
Georgia Dome: 1pm
- 15 at NY Jets // Sun. Dec. 20**
The Meadowlands: 1pm
- 16 Buffalo // Sun. Dec. 27**
Georgia Dome: 1pm
- 17 at Tampa Bay // Sun. Jan. 3**
Raymond James Stadium: 1pm

PRESEASON

- P1 at Detroit // Sat. Aug. 15**
Ford Field: 4pm
- P2 at St. Louis // Fri. Aug. 21**
Edward Jones Dome: 8pm
- P3 San Diego // Sat. Aug. 29**
Georgia Dome: 8pm
- P4 Baltimore // Thur. Sept. 3**
Georgia Dome: 7:30pm



**2009 SEASON INFORMATION**

Falcons 2009 Schedule	1
-----------------------	---

COMMUNITY RELATIONS

Falcons Community Relations	4
-----------------------------	---

ADMINISTRATION

Owner & CEO Arthur M. Blank	12
Minority Owners and Board of Advisors	16
President Rich McKay	19
General Manager Thomas Dimitroff	21
Executive Administration	24

COACHES

Head Coach Mike Smith	32
Assistant Coaches	35
Head Coaches' Records	59
All-time Assistant Coaches	60

FRONT OFFICE

Staff Biographies	62
Staff Directory	81

VETERAN PLAYERS

Veteran Player Biographies	86
----------------------------	----

DRAFT PICKS & ROOKIE FREE AGENTS

2008 Draft Pick Biographies	220
Rookie Free Agents	230

2008 SEASON IN REVIEW

Regular Season Statistics	238
Game Reviews	240
Player Participation	257
Game-by-Game Starters	258
Game-by-Game Statistics	259
Game-by-Game Individual Statistics	260

RECORDS AND RESULTS

Team Records	266
Individual Records	271
Career Service & Consecutive Streaks	278
All-time Lists	280
Top Performances	282
Career 100 & 300-yard Games	290
Top Yearly Leaders	291
Offensive & Defensive Rankings	300
All-time Starting QBs	301
Preseason Results	302
All-time Results	305
Year-by-Year Results	313

ATLANTA FALCONS RADIO NETWORK

92.9 DAVE FM	319
--------------	-----

2009 FALCONS MEDIA GUIDE CREDITS

Executive Editor:	Reggie Roberts
Managing Editors:	Frank Kleha Matthew Conti
Supporting Writers:	Reggie Roberts Frank Kleha Matthew Conti Brian Cearn
Layout & Design:	Michael Benford
Photo Credits:	Jimmy Cribb
Printing:	Tucker-Castleberry





COMMUNITY RELATIONS



BEYOND FOOTBALL: ATLANTA FALCONS IN THE COMMUNITY

The Atlanta Falcons create a winning team off the field by building a strong bond in the community. Each year the club typically logs more service hours and makes more community appearances than most other NFL teams and, through the Atlanta Falcons Youth Foundation, contributes over \$1.7 million to promote fitness and fight youth obesity in Georgia. Players, coaches, cheerleaders, associates and the Atlanta Falcons Women's Association all contribute to making a meaningful difference in the lives of others.



HOMETOWN HUDDLE



2009 ATLANTA FALCON CHEERLEADERS



ATLANTA FALCONS YOUTH FOUNDATION

Established in 1985, The Atlanta Falcons Youth Foundation (AFYF) serves as the philanthropic arm of the Atlanta Falcons. Since Arthur Blank acquired the club in 2002, AFYF has grown to be the largest owner-funded foundation in the National Football League, providing more than \$16 million in grants to nonprofit organizations across Georgia.

AFYF is taking the issue of childhood obesity head on by investing in non-profit organizations statewide that are moving school-age kids to spend more time every day in organized physical activity. Its signature program, Falcons Fitness Zones, works in partnership with the Metro Atlanta YMCA, Boys & Girls Clubs of Metro Atlanta, the YWCA of Greater Atlanta, the Boys & Girls Clubs of Hall County and other select organizations to expand existing physical fitness programs for youth and to create new opportunities that move kids from sedentary to active. Presently there are more than 40 program sites operating across five Fitness Zones, reaching more than 12,000 youth year-round. Falcons players and cheerleaders make regular visits to the Fitness Zones, where they engage kids in physical activities and emphasize the benefits of exercise and proper diet. As role models for many of the children in the Zones, Falcons players and cheerleaders can have a strong influence in changing the behaviors that lead to childhood obesity. There are four Fitness

Zones in the City of Atlanta and one in Hall County, home to the Atlanta Falcons.

AFYF also provides grants to non-profit organizations that are focused on improving the physical development of Georgia's youth and increasing the amount of time kids spend in organized physical activity year-round. These grants support youth football and cheerleading programs, other sports and fitness activities and healthy lifestyle programs. Key investments in 2008 include a \$152,500 grant to The Women's Sports Foundation's GoGirlGo! Atlanta to get girls active. The AFYF also contributed over \$235,000 in new Fitness Zone investments to reach a broader age of kids and to offer non-traditional fitness activities through organizations such as Atlanta Track Club, Moving in the Spirit, After-School All-Stars, KIPP Metro Atlanta Collaborative, Vine City Health & Housing and Visions Unlimited Community Development Systems. In partnership with The Arthur M. Blank Family Foundation, Safeplay Systems and Nike, AFYF also created the Falcons Fit & Green initiative, which supported the development of a green playground in Metro Atlanta. Through this partnership, a \$51,000 collaborative grant was awarded to Freedom Park Conservancy / Poncey Highland Playground Initiative for the construction of an EcoPlay® playground and the installation of a Nike Grind play surface.



FALCONS FITNESS ZONE SITE CENTENNIAL PLACE FAMILY YMCA



FIRST DOWN FOR FITNESS

FALCONS FIRST DOWN FOR FITNESS

In its third year, the Falcons First Down for Fitness program is designed to challenge students in grades three through seven to participate in fitness activities and lead a healthy lifestyle. In collaboration with the American Heart Association and the NFL's "Play 60" campaign, this incentive-based program rewards participants for being active at least 60 minutes a day, three days a week for two months. In 2008, over 15,000 students and 250 teachers across the state participated in the program.

FALCONS FITNESS FLAG CREW PRESENTED BY FLAGSTAR BANK

During each Atlanta Falcons home game, 60 participants are selected to assist in unfurling an oversized 40 yard by 40 yard Falcons flag as a part of the Falcons game day experience right before kickoff. These participants are made up of schools, military bases, youth football teams, and civic/non-profit organizations. The Falcons Fitness Flag Crew offers individuals the opportunity to partake in pre-game aerobic activities led by the Atlanta Falcons Cheerleaders, an on-field rehearsal and the opportunity to visit Falcons Landing. By the conclusion of each experience, participants log nearly two miles of walking.

ATLANTA FALCONS TRAINING CAMP YOUTH WEEK



An estimated 1,500 young fans participated in Atlanta Falcons Training Camp Youth Week during the first week of camp. Activities were open to children ages 17 and under and held one hour before each open practice. In 2008, Youth Week activities included: daily autograph sessions with Atlanta Falcons Cheerleaders, "Look Like A Pro" where children had the chance to try on authentic Falcons equipment, "Show Your Spirit Day" offered children wearing a football jersey or cheerleading uniform a mini-football or pom-pom, "Jersey Frenzy" allowed young fans the chance to win an autographed jersey and the annual "Back to School Jam" allowed children the chance to party with Freddie Falcon and the Atlanta Falcons Cheerleaders.



HOMETOWN HUDDLE

YOUTH FOOTBALL

During the 2008 offseason, the Atlanta Falcons hosted its annual High School Player Development Program and 7 on 7 Tournament. The three-day extravaganza consisted of sessions including personal/professional development, life-skills, college-prep, and a 24-team competitive passing competition. Over 400 student-athletes from the State of Georgia were in attendance.

The Atlanta Falcons also conduct Gatorade Junior Falcons Training Camps in schools and parks across Georgia with a special emphasis on introducing youth to the fundamentals of football through basic drills as well as exposure to hydration maintenance. Nearly 30 camps were conducted across the state and an estimated 3,500 children had the opportunity to participate.

EXTRA YARD PARTNERSHIP

Dating back to 2003, the Extra Yard Partnership Program provides an opportunity for Atlanta Falcons players to connect directly with military groups, youth groups and non-profit organizations throughout the State of Georgia. Through the Extra Yard Partnership program, a player or player's foundation purchases 30 season tickets and T-shirts for a group. In 2008, 29 Falcons players participated.

HOMETOWN HUDDLE

This season marked the 10th year of the NFL's and United Way's partnership and celebration of Hometown Huddle. On this day, all 32 teams around the league participate in several community and volunteer activities. The entire Falcons roster and several Atlanta Falcons Cheerleaders made surprise appearances at 12 stops around downtown and the metro Atlanta area. Six stops included schools where players and cheerleaders delivered new sports equipment and promoted physical fitness and the other six stops included local landmarks around the city.

PLAYER APPEARANCES

The Atlanta Falcons players made over 600 community appearances around the State of Georgia during the past year. A few of the most unforgettable visits included a fishing excursion off of Lake Lanier Islands with Purple Heart recipients, a Black Hawk helicopter ride to Fort Gordon Army Base to thank the military for their service and serving as "teacher-for-a-day" in local schools for Teach for America week. Additional visits throughout the community included: neighboring elementary and middle schools, Atlanta area hospitals, numerous homeless shelters, and local libraries.



FALCAN FOOD DRIVE

As a standing tradition, each year the Atlanta Falcons partner with the Atlanta Community Food Bank for the annual FalCan Food Drive. In 2008, the Falcons extended its partnership by hosting the first FalCan Food Drive Kick-off event at a local mall. In total, nearly 5,000 pounds of food and just over \$3,000 were collected to help provide groceries to those in need during the holiday season.



BALL BOY MENTORING PROGRAM

In its seventh year, the Ball Boy program has provided opportunities for teenage boys from the Boys and Girls Clubs of Hall County to assist Falcons equipment staff and interact with players during training camp and throughout the season. Falcons players serve as mentors to these young men through regular meetings that provide boys the opportunity to talk to the players about schoolwork, home life, and other things that may be affecting their lives.

ATLANTA FALCONS WOMEN'S ASSOCIATION

This past season was filled with several events and volunteer opportunities for the Atlanta Falcons Women's Association. The season kicked off with a luncheon at Chateau Élan that featured the latest fall fashion trends provided by Macy's Department Stores. Over the course of the season members had major roles in the following initiatives: annual T-shirt and pillowcase paint at Children's Healthcare of Atlanta, Falcons Football Academy, the FalCan Food Drive and the Toys for Tots Drive.


ATLANTA FALCONS CHEERLEADERS

Everyone knows that the Atlanta Falcons Cheerleaders perform at each home game, but what most may not know is that in 2008 the cheerleaders appeared at over 350 community events across the State of Georgia. These events included stops at hospitals, schools, homeless shelters and even military bases to name a few. During the season and post-season, select cheerleaders sing, dance, cheer and perform as a member of the Atlanta Falcons Show Troupe. This group's travels include visits to Bosnia, Greece, Egypt, Cuba and Puerto Rico.

TOYS FOR TOTS

PRESENTED BY O'REILLY AUTO PARTS

Falcons fans supported the 2008 Atlanta Falcons Toys for Tots Drive in record fashion. With donations of over 700 toys and more than \$23,000, an amount that surpassed the 2007 Toys for Tots campaign by 50 percent, together the Atlanta Falcons and the U.S. Marine Corps were able to provide deserving families with special toys during the holiday season.



TOYS FOR TOTS



FREDDIE FALCON

Fan favorite and team mascot, Freddie Falcon, also maintains a hectic schedule throughout the season. In 2008 alone, Freddie Falcon "flew by" 250 community appearances across the state of Georgia. These visits include conducting pep rallies and assemblies at local elementary and middle schools and popping in on patients of neighboring children's hospitals.

COMMUNITY QUARTERBACK AWARD

The Atlanta Falcons Community Quarterback Award honors volunteers in Georgia (ages 13 and over) who exemplify leadership and dedication to bettering their communities. Many organizations rely on quality volunteers to create and facilitate programs that benefit countless lives throughout the State of Georgia. The Community Quarterback award is designed to recognize and reward these volunteers. Winners are recognized on-field during a home game and each winning organization receives a \$2,000 grant.

ATLANTA FALCONS JUNIOR CHEERLEADERS

In 2008, girls ages 5-16 had the opportunity to cheer for their home team by participating in the Atlanta Falcons Junior Cheerleaders Program. Participants of the program receive many great things including: game day uniforms, pom poms, game day accessories, practice attire, four instructional clinics taught by the Atlanta Falcons Cheerleaders, an end of the year party and much more. The girls performed during the pre-game festivities in front of tens of thousands of fans at three Falcons home games.

PLAYER HOLIDAY OUTREACH

The holiday season is filled with various opportunities for Falcons players to get involved and give back to the less fortunate. During the 2008 holiday season, members of the Falcons roster visited the Atlanta Community Food Bank and helped sort canned goods, as well as, help serve a special Thanksgiving meal for the less fortunate at Crossroads Community Ministries. Ten Falcons players also participated in the annual "Shop with a Jock" event where a special group of kids from the Boys and Girls Clubs of Metro Atlanta were treated to a holiday shopping spree.



FALCONS JUNIOR CHEERLEADERS





ADMINISTRATION



ARTHUR M. BLANK
OWNER & CEO

During a March event in which his general manager, head coach and rookie quarterback picked up national awards from the oldest sports magazine in America, Atlanta Falcons Owner & CEO Arthur Blank sat at the head table reflecting for a moment on the success of the 2008 season.

Blank, a passionate driving force behind what was arguably the most dramatic turnaround in the history of professional sports, smiled from his seat and then his mind raced forward to the possibilities the 2009 season holds for his football team.

"That was a special day for our football team, our city and our fans," Blank said. "I remember sitting at that breakfast thinking that we had a remarkable season filled with a lot of exciting plays and dramatic moments. But my personality is not one to look back for too long. It's the prospects that excite me."

Before this March morning was complete, Blank would watch his hand-picked general manager, Thomas Dimitroff walk off the stage with the 2008 *Sporting News* Executive of the Year Award. He'd also see first-year Head Coach Mike Smith leave the ballroom with the 2008 *Sporting News* Coach of the Year Award, while his rookie QB Matt Ryan loaded the 2008 *Sporting News* Rookie of the Year Award in his car.

Individually, these awards are significant in their own right. But winning the tri-fecta in 2008 was historical. No professional sports team in the illustrious 123-year history of *Sporting News* had ever swept the magazine's three most prestigious awards in the same season.

"The foundation we laid and the progress we made in 2008 was beyond most people's expectations," Blank said. "Awards, recognition and accolades aside, I feel we put in place several building

blocks that will make our football team a strong competitive force in the National Football League for years to come. That fires up our fans. It fires up our sponsors and season ticket holders. And it fires me up, as well."

Blank, who begins his eighth season as owner of the Falcons, scored touchdowns with the acquisitions of Dimitroff and Smith.

Though several national media outlets openly questioned the hiring of both a rookie general manager and a rookie head coach, Blank held firm to the core business principles that guided him earlier in his career as he built Home Depot into a retail powerhouse. "We looked beyond the skill set to the whole person. Character, integrity and trust were priorities," he noted.

Dimitroff, who came to the Falcons in January 2008 from the New England Patriots, hired Smith 10 days after his arrival. A former defensive coordinator with the Jacksonville Jaguars, Smith was a well-regarded defensive specialist with 26 years of collegiate and NFL coaching experience. Both men quickly set about the business of recalibrating the Falcons team.

"We all felt good about the chemistry between Coach and Thomas starting with their first interview together," Blank said. "I'd often call Thomas' office late in the evening and invariably he and Smitty would be together watching tape or evaluating players. Having your head coach and general manager working together - not always in lockstep but working together - brings tremendous value to building a team."

Dimitroff was selective but aggressive in free agency, signing running back Michael Turner, kicker Jason Elam, free safety Erik Coleman and tight end Ben Hartsock.



All four players were starters on opening day in 2008, with Turner enjoying a breakout season that included finishing second in MVP voting (*Associated Press*) en route to rushing for a career-best 1,699 yards and a franchise-record 17 rushing touchdowns. Turner's standout season also earned him his first selection to the NFC Pro Bowl team.

Through the 2008 NFL Draft, Dimitroff cemented the quick turnaround for the franchise by selecting 11 players, 10 of which earned a spot on the roster. The rookie class combined to participate in 98 games (38 starts), while Ryan, tackle Sam Baker and middle linebacker Curtis Lofton (*Sporting News* All-Rookie team) all earned starting roles at their respective positions.

The building blocks in place, Smith guided the Falcons to an 11-5 regular season record. The seven-win improvement from 2007 ties for the sixth-highest turnaround by a first-year head coach in league history (since the 1970 merger). Smith also became only the fourth Falcons coach in franchise history to reach 11 regular season wins in a season, and was also named 2008 *Associated Press* NFL Coach of the Year.

Ryan, who earned the respect and admiration of his teammates during OTAs and training camp, pieced together a remarkable rookie season after completing 265 of 434 passes for 3,440 yards and 16 touchdowns en route to being named *Associated Press* NFL Rookie of the Year.

Ryan and Indianapolis Colts quarterback Peyton Manning are the only rookie quarterbacks in league history to throw for more than 3,000 yards in their first season. Along with Baltimore Ravens quarterback Joe Flacco, Ryan became the first rookie in the NFL to start all 16 regular season games and lead his team to the playoffs. Ryan's 11 wins are the most for a rookie in franchise history, aided by throwing nine consecutive 200-yard passing outings. He also was named NFC Rookie of the Month (October) and NFC Offensive Player of the Week (Week 9).

All of these franchise-altering events took place because Blank did what he has always done when things get tough. He rose to the challenge and devoted all of his energies to repairing the on-field and public image of his football team.



OWNER & CEO ARTHUR M. BLANK

"It's my nature to roll up my sleeves and get to work," Blank said. "We had a lot of work to do, and everyone in our organization - our coaches, our players and our staff - stepped up in a big way."

COMMITMENT TO THE FANS

Whether it's the Home Depot - the company Blank co-founded and led until his retirement as co-chairman in 2001 - or the Atlanta Falcons, Blank has always subscribed to one simple theory: Listening is what matters most. Customers, fans, players, coaches or associates - Blank listens, understands and responds to all of them and expects his associates to do the same.

"You have to subordinate your thinking to that of the fans," said Blank two months after the sale of the team was approved in 2002. "We've got to think about everything they need from the time they leave their driveway to the time they arrive in ours."

While undergoing significant changes in management and the roster, Blank ensured the club's three-point commitment to fans remained intact. Those three commitments, established on his first day of ownership, are to produce a winning team on the field; provide a great game day experience; and have a winning team off the field and in the community.

Following the challenges - on and off the field in 2007 - Blank's commitment to Falcons fans gained even more strength and resolve.

"You don't do less when things get tough," Blank said. "You do more. You do more research, more analysis, more reaching out to your fans. We needed to find out what more we could do to



make our team, our stadium and the entire game day experience better for our fans."

Following a three-year, \$53 million investment in enhancements inside and outside the Georgia Dome, which was funded by the Falcons and Georgia World Congress Center Authority, fans this season will enjoy new high-definition video boards double the size of the old boards. Located at each end of the field, the new boards will offer sharper images, and enhanced graphics, game viewing options and replay capabilities. From suite and club seat renovations, to the addition of super suites and LED ribbon boards, to exterior paint and interior seating in red and black, the Georgia Dome now has the look and feel of the "home of the Falcons."

"It's important to maintain the Georgia Dome to NFL standards for our fans," Blank said. "The new video boards are just one more way we can add value to their overall game day experience this season."

Another way the team is adding value to the game day experience is through new ticket sales programs and discounted pricing. The price of more than two-thirds of season ticket seats in the Dome (approximately 43,000) remained flat or were lowered for the 2009 season. In addition, season ticket holders were offered a new flexible payment plan, and customer service representatives were added to respond to individual season ticket holder needs.

"We are extremely sensitive to the economy and its impact on how families spend their entertainment dollars," Blank said. "We want our Dome filled with Falcons fans, so we have to be mindful of how we price our product. I think we've done a pretty good job in this area."

COMMITMENT TO COMMUNITY

One of the hallmarks of Blank's philosophy is giving back to the community. During his tenure with The Home Depot, the company donated more than \$113 million to the communities it served. In addition, associates provided hundreds of thousands of hours of personal volunteer time.

Given his philanthropic history, it came as no surprise that the final phase of Blank's three-point plan for the Falcons was a program that would see the Falcons' organization lending its

support all over the state of Georgia. One vehicle of the Falcons' community outreach efforts is the Atlanta Falcons Youth Foundation (AFYF), the largest team-funded foundation in the NFL. The AFYF gives back to the community by promoting the healthy development of youth. It does so by supporting physical fitness and sports in communities across Georgia through grant-making, strategic partnerships and signature programs.

Since 2002, the foundation has awarded more than \$16 million in grants to more than 700 non-profit organizations. The centerpiece of the foundation's work is the Falcons Fitness Zones signature program, in which Blank has invested nearly \$8 million since the program's inception in 2005, in a focused effort to shape the lives of Georgia youth through outdoor activities and fitness.

Through a matching gift fund initiated by Blank, Falcons players, coaches and staff are also involved in the community at unprecedented levels. Together, they have raised more than \$3.1 million for 550 charitable organizations during the last seven years.

In addition, Atlanta Falcons players, coaches, cheerleaders and associates remain among the most active community citizens in the NFL, contributing an average of 3,000 hours of their collective personal time each season. Much of this time is spent participating in Atlanta Falcons community relations programs and initiatives, which address a variety of issues including health and fitness, breast cancer awareness, combating hunger, supporting the development of youth football, and outreach in underserved communities.

Blank is also dedicated to his personal giving back. In addition to serving as Owner and CEO of the Falcons, Blank is Chairman, President & CEO of AMB Group, LLC and Chairman of The Arthur M. Blank Family Foundation. Both organizations are part of The Arthur M. Blank Family Office, with the common purpose of giving back to society through financial contributions and personal involvement. Through his generosity, The Arthur M. Blank Family Foundation, along with his and his wife Stephanie's personal giving, has granted and committed more than \$260 million to numerous non-profit organizations.



HOW IT ALL STARTED

A native of Flushing, N.Y., Blank attended Stuyvesant High School in Manhattan, where he competed on the football, baseball and track teams. He received a B.S. Degree in Business Administration with Distinction from Babson College, where he was active in a wide variety of extracurricular activities. He co-founded The Home Depot in 1978 and retired from the company as Co-Chairman in 2001. At the time of his retirement, The Home Depot was a component of the Dow Jones Industrial Average and one of Fortune magazine's "Global Most Admired Companies." During Blank's last year as CEO of the company, The Home Depot ranked first in social responsibility in an annual survey conducted by Harris Interactive, Inc.

Blank is recognized throughout the country for his personal and professional achievements. In 2008, Blank received an honorary Doctorate of Humane Letters from the University of South Carolina-Bluffton. In 2006, he was named a Distinguished American by the Walter Camp Football Foundation, which every year recognizes an individual who has utilized his or her talents to attain great success in business, private life, or public service. Also in 2006, Blank was inducted into the Junior Achievement U.S. Business Hall of Fame, and was awarded an honorary degree of Doctor of Humanities from Furman University. In 2005, he was named National Entrepreneur of the Year by Ernst & Young.

In 2003, for the second time in three years, Blank was named Georgia's Most Respected CEO by Georgia Trend magazine, and in 2002 he was inducted into Georgia State University's Business Hall of Fame. Among other previous honors, Babson College inducted Blank into its Academy of Distinguished Entrepreneurs in 1995 and conferred on him an honorary degree of Doctor of Laws in 1998.


Blank serves on a number of boards including: Outward Bound USA; the Board of Trustees of The Carter Center, Inc.; the Board of Trustees of Emory University; the Board of Trustees of The Cooper Institute; and the boards of Cox Enterprises, Inc., and Staples, Inc.

In September 2001, Blank joined the faculty of Emory University's Goizueta Business School as its first Distinguished Executive in Residence. He now serves as a Goizueta Executive Fellow. Blank also served as the 2003 Chairman of the Metro Atlanta Chamber of Commerce.

Blank has six children and two grandchildren. He and Stephanie, and their three youngest children live in Atlanta. A strong believer in work-life balance, Blank still makes time daily for working out and spending time with his family.



NFL COMMISSIONER ROGER GOODELL WITH OWNER & CEO ARTHUR M. BLANK



JOHN P. IMLAY, JR.

MINORITY OWNER

Chairman, Imlay Investments, Inc., a private investment firm. Minority owner and board member of Atlanta Falcons under previous ownership. Board member of Atlanta History Center and EZGov., Inc.



JOHN A. WILLIAMS

MINORITY OWNER

Chief executive officer, Williams Realty Advisors, LLC, which manages the Williams Realty Funds, real estate investment funds focused on quality development and acquisition opportunities.



HENRY L. AARON

Senior vice president, Atlanta National League Baseball Club, Inc. Chairman of the board, 755 Restaurant Corp. Former Major League Baseball player with record-setting 755 home runs during 23-year career. Inducted into National Baseball Hall of Fame in 1982. Board member of Retail Ventures, Inc., and Medallion Financial Services, Inc.



JOHN E. ADERHOLD

Chairman, Aderhold Properties, Inc., a company with expertise in adaptive reuse of historic buildings in urban markets. Authority chairman emeritus of the Georgia World Congress Center. Board member of The University Financing Foundation, Inc.

**STEVE BARTKOWSKI**

In business development at DPR Construction, Inc., a global commercial contractor and construction management company. Well-known in Atlanta community for record-breaking performance as starting quarterback with Atlanta Falcons between 1975 and 1985. Member of Atlanta Sports Hall of Fame and Georgia Sports Hall of Fame. Involved with many charitable fundraisers throughout the year.

**GLEND A HATCHETT**

Judge on nationally-syndicated television series *Judge Hatchett*. Nationally-recognized authority on juvenile and social issues. Author of national best-selling book, *Say What You Mean and Mean What You Say*. Former chief presiding judge of Fulton County, Georgia Juvenile Court.

**DAVID E. HOMRICH**

Executive vice president – finance and investments, AMB Group, LLC, the investment management and support services arm of The Arthur M. Blank Family Office. Led transaction team for Blank's acquisition of the Falcons. President of Exodus Capital, LLC. Treasurer of The Arthur M. Blank Family Foundation. Serves on the executive committee of the board of directors of the YMCA of Metropolitan Atlanta, Inc.

**WILLIAM P. PAYNE**

Vice chairman, Gleacher Partners LLC, an investment banking and asset management company. Former president and CEO of Atlanta Committee for the Olympic Games. Board memberships include Lincoln Financial Group, Cousins Properties Incorporated, and ILD Telecommunications, Inc.

**FELKER W. WARD JR.**

Managing member, Pinnacle Investment Advisors, LLC., an investment advisory firm. Board member of AGL Resources, Georgia Research Alliance, Tuskegee University Board of Trustees, Georgia Cancer Coalition, Morehouse School of Medicine Board of Trustees, and Emory University Board of Trustees Emeritus. Civilian Aide Emeritus to the Secretary of the Army.

**CARL WARE**

Retired executive vice president, the Coca-Cola Company. Board memberships include Clark Atlanta University, Cummins, Inc., The Chevron Corporation, Coca-Cola Bottling Co. Consolidated, and PGA Tour Golf Course Properties.

**AMBASSADOR ANDREW YOUNG**

Chairman and co-founding partner, GoodWorks International, LLC, a company seeking to enhance economic development in Africa and the Caribbean. Former co-chair of Atlanta Committee for the Olympic Games. Mayor of Atlanta from 1982 to 1990. Board member of The United Nations Foundation, Barrick Gold Corporation, Independent News & Media PLC, and Diversapack LLC.



The Atlanta Falcons will continue to rely heavily on the valued experience and expertise of Rich McKay as he enters his sixth season with the Falcons as the team President, handling all business operations of the club including Community Relations, Human Resources, Retail, Marketing, Finance, Ticket Sales, and Football Communications.

Rich remains heavily involved with Falcons General Manager Thomas Dimitroff in running the club's salary cap and contract negotiation areas. Additionally, Rich will continue to work with Falcons Owner & CEO Arthur M. Blank on the pursuit of a new stadium as the club nears the expiration of its lease term at the Georgia Dome.

McKay will also continue to be Atlanta's liaison with the NFL office in New York City regarding all football and business-related matters. His esteemed and well-documented football background will also serve the Falcons well as he continues to be an instrumental member of the NFL's prestigious and powerful Competition Committee as its Co-Chairman.

Last season, McKay's leadership helped contribute to the team's smooth transition to a new Head Coach (Mike Smith) and a new General Manager (Thomas Dimitroff). The Falcons posted an 11-5 record and garnered their first postseason berth since 2004.

Rich has overseen the completion of the Georgia Dome renovations, which, in partnership with the Georgia World Congress Center was a three-year, \$53 million project.

The renovations, which catered specifically to Falcons fans included: a new exterior with Falcons colors and themes, a renovation of the mezzanine, lower and upper level concourses, a renovation of the gate entrance areas and the installation of red and black-colored seats throughout the building. The improvements will be capped off this year with the installation of two new state-of-the art, high-definition video score boards which are double the size of the old score boards.

"Our goal from the very outset of this project was to ensure that our stadium kept up with NFL standards and for our fans to continue to have a first class experience," McKay said. "We now play in a building that has the look and feel of the home of the Falcons."

Prior to embarking on his new role as team President, McKay served in a dual role as Falcons President & General Manager from 2004-07. One of the many proud moments during his successful tenure in Atlanta includes helping the Falcons lay claim to an NFC South Division title in 2004, only the club's third Division crown in franchise history, and a NFC Championship Game appearance (2004) for only the second time in team history. He recorded his 100th career regular season victory as an NFL General Manager in 2005 when the Falcons defeated the Detroit Lions 27-7 on Thanksgiving Day before a nationally televised audience at Ford Field. The 2004 Falcons rolled to a 4-0 start en route to an 11-5 record and earned the conference's second seed in the playoffs, a first-round bye, and a nationally televised home game against the St. Louis Rams and their high-octane offense.

The Falcons used the fourth-highest team rushing total in NFL postseason history and a staunch defensive effort to defeat the Rams 47-17 to advance to only their second NFC Championship Game in franchise history. Atlanta rushed for a postseason franchise-record 327 yards and sacked Rams QB Marc Bulger four times en route to pitching a second-half defensive shutout.

Before joining the Falcons organization in 2004, McKay recorded a nine-year run as chief architect of football operations for the Tampa Bay Buccaneers. He constructed Buccaneer teams that won better than 60 percent of their games during his tenure and was the chief football executive of the franchise altering 1995 draft which ESPN has named one of the Top 10 draft classes in NFL history. Headlining that class was DT Warren Sapp, now an in-studio analyst for NFL Network



and LB Derrick Brooks. Sapp and Brooks combined to make 18 Pro Bowl appearances during their tenures with Tampa Bay.

To further place into perspective the success McKay has enjoyed during what has been a sparkling NFL career, one only needs to review the 10-year record the Buccaneers had before he took over as General Manager. From 1985 to 1994, Tampa Bay compiled a record of 43-116, a paltry .270 winning percentage, including 10 consecutive double-digit losing seasons.

"Rich balances caring about his team's fortunes with caring about the league's fortunes as well as any front office man in the NFL has done since George Young lorded over the New York Giants," said national NFL writer Peter King, who writes for Sports Illustrated and is a studio analyst for NBC's Sunday Night in America NFL show. "He's intensely competitive, but he also sees the big picture of what's good for the NFL as a sport and as a business."

The apex of McKay's distinguished NFL career to date took place in sunny San Diego, California on January 26, 2003 when he completed the overhaul of the Buccaneers, long considered one of the worst franchises in professional sports. Tampa Bay's 48-21 victory over the Oakland Raiders in Super Bowl XXXVII vaulted the Buccaneers from the basement of professional sports to the top of the NFL universe thanks to McKay's handiwork.

In his 13 seasons as an NFL General Manager, McKay directed six teams that reached the NFC playoffs, three that reached the NFC Championship Game and one team that won a Super Bowl title. McKay also worked with three different coaches who guided their respective teams to the NFC Championship Game (Tony Dungy 1999; Jon Gruden 2002; and Jim Mora 2004). His overall record was 112-96 with a playoff mark of 6-5.

McKay's formula for success has been a championship elixir that has produced an impeccable reputation and a total of 56 players who have gone on to play in the Pro Bowl. Between the draft and free agency, McKay constructed a roster that featured 12 Pro Bowl performers in 2002 with the Bucs. In addition, Tampa Bay's 41 Pro Bowl selections between 1997 through 2002 were the most in the NFL. To put it into perspective, the Buccaneers had only 19 Pro Bowl selections in the first 21 years of their history leading up to 1997. While many of the players McKay drafted have developed into NFL stars on the field, several have also been Pro Bowl performers from a charitable

standpoint, as well. Former Falcon Warrick Dunn was the recipient of the 2004 Walter Payton/NFL Man of the Year award which is presented annually to the NFL's most philanthropic player as was Derrick Brooks, who was a co-recipient of the award in 2000 as a member of the Tampa Bay Buccaneers.

McKay was the 2005 recipient of the Jack Horrigan Award, which is presented annually by the Pro Football Writers of America to the club or league office executive who is the most helpful and cooperative with the local and national news media that cover the NFL.

McKay and his family have substantially deep roots in collegiate and professional football, dating back more than 30 years to when McKay's late father, John, led the University of Southern California Trojans to four national championships and later was named the first Head Coach of the Buccaneers in 1975.

McKay has served on numerous League committees during his NFL career. Former NFL Commissioner Paul Tagliabue named McKay co-chairman of the NFL's Competition Committee in 1998, replacing the late New York Giants General Manager George Young and he has held that position since. McKay will continue to serve in the same capacity in 2009 along with Tennessee Titans Head Coach Jeff Fisher. Since 1994, McKay has served on this committee of NFL coaches and executives who study the game and recommend rules modifications to ensure player safety while promoting competitiveness in the league. In December of 2002, Tagliabue named McKay to a working group of five senior club executives as part of the newly-created NFL owners' committee on diversity in the workplace. For the past five years, McKay has also served on the NFL Management Council working group of league executives that helps advise on collective bargaining issues.

McKay, who also taught a course in sports/entertainment law at Stetson University's College of Law, earned his Bachelor's degree in 1981 from Princeton University. He graduated from Stetson's College of Law in 1984 and clerked for two years for Tampa U.S. District Judge William Terrell Hodges.

Born March 16, 1959 in Eugene, Oregon, McKay grew up in Los Angeles and Tampa, graduating from Tampa's Jesuit High School. An avid long distance runner, he has participated in and finished two New York City marathons and one recent Atlanta marathon. McKay and his wife, Terrin, have two sons, Hunter and John.



THOMAS DIMITROFF

GENERAL MANAGER

During Thomas Dimitroff's initial news conference to introduce him as the club's new General Manager, he dismissed a notion that the job at hand was a "daunting task." Dimitroff proved to the rest of the NFL landscape in 2008 that he was correct in that early assessment in a very big way.

Dimitroff's first duty was hiring a head coach that fit with the culture change he wanted in the building and who would provide stability, leadership and direction for a growing team. He chose the impressive Mike Smith for the challenge and Smith produced an 11-5 record with the team's first postseason berth since 2004 to become *Associated Press*' NFL "Coach of the Year." Atlanta's seven-win swing under Smith's guidance going from 4-12 in 2007 to 11-5 is tied for the fourth-best mark (at +7 wins) in the League for a rookie head coach since 1978. Smith's 11 victories are also tied for the top mark with five other head coaches for the best record by a rookie head coach taking over a team that finished below .500 the previous season.

Next in line for Dimitroff was signing a key free agent running back to feature in a brand new offense. Michael Turner was inked from San Diego and he ended up second in the League in rushing with 1,699 yards with a franchise-best 17 rushing touchdowns en route to finishing second in the MVP voting and earning his first Pro Bowl invite along with a first-team All-Pro nomination. Dimitroff also added via free agency starters in safety Erik Coleman (second on team with career-high 127 tackles), tight end Ben Hartsock (11 starts before injury) and kicker Jason Elam (29-31 field goals, 129 points scored).

Dimitroff then focused his efforts on the all-important 2008 draft and leaned heavily on his 20 years of NFL scouting experience to choose building blocks to construct the team's burgeoning foundation. The 43 year-old personnel executive would score multiple touchdowns by selecting franchise quarterback Matt Ryan, starting left

DIMITROFF'S PERSONNEL BACKGROUND:

2008-09	GENERAL MANAGER // <i>Falcons</i>
2003-07	DIR. OF COLLEGE SCOUTING // <i>Patriots</i>
2002	NATIONAL SCOUT // <i>Patriots</i>
1998-01	COLLEGE SCOUT // <i>Browns</i>
1994-97	COLLEGE SCOUT // <i>Lions</i>
1992	SCOUT // <i>World League</i>
1990-91	SCOUTING COOR. // <i>Saskatch. Roughriders</i>

tackle Sam Baker, starting middle linebacker Curtis Lofton, nickel corner Chevis Jackson, slot receiver Harry Douglas and contributors in safety Thomas DeCoud and defensive end Kroy Biermann.

Ryan was named the consensus Offensive Rookie of the Year by *Associated Press* and *Sporting News* magazine, becoming only the second rookie quarterback in NFL history (with Peyton Manning in 1998) to throw for 3,000 yards in his first season. Lofton garnered All-NFL rookie first-team honors by *AP* and *Pro Football Weekly* with 108 tackles, the second most among all rookies. Baker began the season as a starter at left tackle, protecting Ryan's blindside, and showed immense promise before a back/hip injury slowed his season. Jackson (33 tackles, 95-yard interception touchdown), Douglas (23 catches for 320 yards, 1 touchdown, 69-yard punt return score), Biermann (2 sacks, 14 tackles), and DeCoud (5 special teams tackles in 10 games played), proved to be solid additions and provided Dimitroff's first draft class with high marks.

Because all of the major moves that he orchestrated paid off so handsomely in turning around a franchise so drastically in one season, Dimitroff earned the prestigious 2008 *Sporting News* NFL Executive of the Year award from his peers. The coveted EOY award was voted on by a combination of 40 General Managers, coaches, and personnel people from around the League and is recognized as the premiere award for front office executives each season.



But the team successes and accolades garnered from a solid first season in the General Manager's seat would not blur Dimitroff's focus on his plan. After re-signing key players in wide receiver Michael Jenkins and defensive tackle Jonathan Babineaux at the end of the '08 campaign, Dimitroff was just getting started. His aggressive mentality laid the groundwork for a trade on the eve of the 2009 NFL draft weekend for 10-time Pro Bowler Tony Gonzalez, the most accomplished tight end in NFL history, from Kansas City for a future draft pick in 2010. The right trade particulars were imperative for the Falcons because Dimitroff's goal was to use the draft as a vehicle to re-tool the roster and stockpile talent in his first two years on the job. Those objectives were still intact after the trade (by not giving up a pick in 2009).

Dimitroff also stuck to his plan on keeping core veterans during the '09 free agency period when he re-signed dependable defensive end Chauncey Davis.

The 2009 draft for Dimitroff was calculating in nature and promises to be as successful as the 2008 Falcons draft haul. With the 24th selection in the first round, the Falcons selected defensive tackle and All-SEC performer Peria (Pur-ray) Jerry from Ole Miss to continue to beef up the line. Highly-regarded, hard hitting safety William Moore from Missouri was chosen in the second round and speedy corner Chris Owens of San Jose State was the Falcons' third round choice. Rounding out the draft were defensive end Lawrence Sidbury of Richmond (fourth round), cornerback William Middleton from Furman (fifth round), tackle Garrett Reynolds of North Carolina (fifth round), linebacker Spencer Adkins from Miami (sixth round), and local product defensive tackle Vance Walker from Georgia Tech (seventh round). All of this year's draft class will battle for jobs and competition at all spots is always paramount in Dimitroff's thought process.

Dimitroff directs all aspects of football operations with the Falcons and working with Head Coach Mike Smith has final authority over all personnel decisions related to the signing of free agents, the selection of players in the draft, trades, and related decisions. He will also handle coordinating other football-related activities with Coach Smith.

Dimitroff has earned this climb up the NFL mountain to General Manager by working his way up through the scouting trails as a combine/BLESTO Scout, an Area Scout, National Scout, and College Director of Scouting.

His father was a big influence on his life. Tom



GENERAL MANAGER THOMAS DIMITROFF

Dimitroff was a high school, college, and pro coach turned NFL scout (and a former NFL quarterback for the old Boston Patriots). Notable other key influences that have also helped shape Dimitroff's philosophy today and aided in his rise to his current post include new Kansas City Chiefs General Manager Scott Pioli and New England Patriots Head Coach Bill Belichick.

The younger Dimitroff took a genuine desire for scouting players to the ultimate level early in his life. He became the Canadian Scouting Coordinator for the Saskatchewan Roughriders of the CFL in 1990 as his first foray in the world of scouting. In 1992, he moved on to World League of American Football, where he scouted all NFL, CFL and World League rosters while tracking player transactions for the NFL's developmental league.

Dimitroff's career aspirations brought him to the NFL and the Detroit Lions where he became a College Scout in 1994. It was in his years as Scout for the Lions that he was introduced to Atlanta for the first time (living in the Virginia Highlands area) while evaluating the Southeastern part of the country. From there, Dimitroff made his way back to Cleveland in 1998 as a College Scout for the Browns for four years before landing in New England in 2002.

During his five years as the Director of College Scouting in New England (2003-07), he was responsible for overseeing area scouts who evaluate all of the nation's college prospects



while scouting and tracking the development and availability of drafted players. The Patriots had a 77-17 overall record in Dimitroff's tenure and they won the Super Bowl in the 2003 (XXXVIII) and 2004 (XXXIX) seasons while making a historic march on a perfect 2007 regular season. Many of the players responsible for New England's history-making NFL-best 16-0 regular season record in 2007 were scouted, evaluated, and later drafted during Dimitroff's tenure. Some of those players include: CB Ellis Hobbs III, C Dan Koppen, G Logan Mankins, RB Laurence Maroney, S Brandon Merriweather, CB Asante Samuel, DE Ty Warren, TE Ben Watson, NT Vince Wilfork and CB Eugene Wilson

evaluator," said long-time NFL personnel executive Ernie Accorsi. "You have to learn under top people, which Thomas has done from his father to a championship organization in New England. But you also need that indefinable instinct to see talent. That can't be taught. You can be a good evaluator without it, but not a great one. Thomas has that instinct."

Dimitroff played football throughout college and captained his team as a defensive back at the University of Guelph (Canada) from 1987-1989. He was born in Barberton, Ohio, in 1966. Thomas and his wife, Angeline, have one son, Mason (born May 25, 2007) and reside in Atlanta.

"I think there are two ingredients in being a talent





KIM SHRECKENGOST

EXECUTIVE VICE PRESIDENT - CHIEF OF STAFF

Kim Shreckengost is Executive Vice President —Chief of Staff for AMB Group, LLC, the parent company of the Atlanta Falcons. She is responsible for communications and information technology at the Falcons, and holds similar responsibilities at The Arthur M. Blank Family Office, home of AMB Group and The Arthur M. Blank Family Foundation. In addition, she is responsible for facilitation of the business activities of Falcons Owner & CEO Arthur Blank, family office operations and administration, the businesses' aviation group and the operations of Mountain Sky Guest Ranch, a guest dude ranch, and the Pop Stand, a diner, both located in Montana.

Shreckengost joined AMB Group in 2001. Prior to her current position, she served as Vice President — Corporate Affairs & Executive to the CEO for The Home Depot. In this position, she was responsible for community affairs, internal communications, investor relations and public relations. In addition, she was responsible for CEO-directed activities across the company, including serving as a facilitator for business-related projects.

Before joining The Home Depot in 1996, Shreckengost spent 15 years with Delta Air Lines in positions of increasing responsibility. Those areas included operations and customer service, marketing, information services, methods and training, and finance. Prior to leaving the company, she was Director of Investor Relations and Assistant Secretary. During that time, Delta received four awards for excellence in corporate reporting and investor relations from the Association of Investment Management and Research. Shreckengost was also cited by Institutional Investor Magazine as one of the top investor relations officers in the country.

Shreckengost is a former working group member of the NFL's Committee on Workplace Diversity. She serves on the board of directors of Golf & Tennis Pro Shop Inc., and the board of advisors of the Metro Atlanta Chamber of Commerce. A native of Wayne, Michigan, Shreckengost graduated with distinction from Wayne State University in Detroit, receiving a Bachelor of Science degree in Business Administration.

Shreckengost and her husband, Lloyd, reside in Villa Rica, Georgia.



GREG BEADLES

VICE PRESIDENT - CHIEF FINANCIAL OFFICER

This season, Greg Beadles will be entering his 15th year with the Falcons organization.

Beadles holds many responsibilities in addition to overseeing all financial operations of the club, including business negotiations, strategic planning and development for the organization. He serves as one of the team's primary liaisons with the stadium authority and oversaw the Georgia Dome renovation projects the team recently completed. He also serves as President of Atlanta Falcons Physical Therapy Centers, which he helped to launch in 2007.

Beadles began his career in the NFL with the Falcons in 1995 with a 10-week internship in the finance department. He later served as Controller of the Falcon Inn & Conference Center until 1998. He then held the position of Senior Accountant with the club until being promoted to Director of Finance for the 2000-2001 seasons. Owner & CEO Arthur Blank promoted Beadles to Vice President — Finance shortly after purchasing the Falcons in 2002 and he added the CFO title after the 2003 season.

Beadles has enjoyed being involved in a number of other areas within the organization on game days over the years as a member of the stats crew, video department assistant, and tracking player participation.

The son of a coach, Greg grew up drawing Xs and Os, traveling on road trips and making recruiting visits with his father, who has been a head coach

in the college basketball ranks for nearly 40 years. Beadles played a number of sports in his youth, including a freshman year of small college basketball before transferring to Louisiana State University to focus on a career in business.

Beadles earned a Bachelors of Science degree in Accounting from LSU in 1991 and a Masters of Science degree in Sports Administration from Georgia State University in 1995.

The 40-year-old holds a CPA license from the state of Georgia. His experience in the business world began with a public accounting firm in Baton Rouge, Louisiana followed by work as an international staff accountant with Offshore Pipelines, Inc. in Houston, Texas.

Beadles' financial background also includes teaching a sports finance course for the graduate school at Georgia State University from 1995-96. He remains a regular guest lecturer at a number of local universities. He serves as a board member for the Greater Hall County Chamber of Commerce, Wellspring Camp, and is Co-Founder and Chairman of Dominion Classical Christian Academy in Lawrenceville, GA.

Greg and his wife, Jill, reside with their four children, Ella, Grant, Evie and Hudson in Dacula, Georgia.



DANNY BRANCH

VICE PRESIDENT OF INFORMATION TECHNOLOGY

Danny Branch is entering his sixth season as Vice President of Information Technology (IT) for the Falcons and has more than 25 years of experience in systems development, deployment and support.

He is responsible for all information technology related activities for the Falcons and all other enterprises in the Blank Family of Businesses.

Branch joined the Falcons in 2004 from The Home Depot, where he most recently was Vice President of Information Services. Starting at The Home Depot in 1990 as a senior systems engineer, he was promoted rapidly through the engineering and ultimately, the information services management ranks. While at The Home Depot, Danny partnered with NCR to be the first home improvement retailer to implement and deploy self check-out. He also developed and deployed Home Depot's current gift card program, which replaced their previous paper based gift certificate program.

Prior to The Home Depot, Danny worked in programming, engineering and project management roles for CONTEL, Management Science America, and Texas Instruments.

A Georgia product, Danny earned his associate degree in Mathematics from Abraham Baldwin Junior College (Tifton, GA.). He received his Bachelors of Science degree in Computer Science from the University of Georgia and completed an advanced leadership development program at the Babson School of Executive Education (Babson Park, Mass.). Branch is a member of the NFL's Technical Advisory Committee and is also active in the community and currently serves on the board of the Atlanta Habitat for Humanity.

Danny and his wife, Claire, live in Senoia, Georgia with their daughter, Chloe (15) and son, Alex (12).

**DAVE COHEN****VICE PRESIDENT OF SALES**

Dave Cohen embarks on his eighth year with the Falcons and fifth as the team's Vice President of Sales. In his capacity, Cohen is responsible for the sale and service of all Falcons tickets, which include season tickets, group tickets, hospitality programs and the ticket operations department. This past season, the team created it's first-ever Customer Service department, which is designed to provide 365 day access to its season ticket holders and fan base.

Cohen and his staff are also responsible for the sale of all premium seat inventories in the Georgia Dome, which include suites, club seats, super suites and the "Owner's Club". In addition to the sales and service efforts, Cohen is also responsible for the team's fan services and research & development areas.

Last year, catapulting off the on-field success, the Falcons sold out all regular season home games. During his time with the team, the Falcons have sold out 68 of 71 games in the Georgia Dome, which at one time included a team-high 55 games in a row. At the height of the team's success, the organization had a season ticket waiting list over 90,000, which was one of the longest in the NFL. In 2002, in his first season, Cohen and his team set an 83-year old NFL record by selling over 21,000 new season tickets and then followed that up in 2003 by selling another 20,000.

Over a two-year period beginning in 2007, the Falcons financed and led an entire renovation of the Georgia Dome which included the renovation of the Premium and general seating areas. Cohen was heavily involved in this renovation, which cost over \$50 million and included a complete remodel and redesign of the suites, club levels and introduced the new Super Suite concept. It also included replacing the general seats in the seating bowl and a renovation of the entry gates and concourses.

Prior to coming to the Falcons, Cohen was the Director of Ticket Sales for the Portland Trail Blazers in the NBA. During his tenure with the Blazers, the team sold out 104 consecutive home games and had the highest season ticket base in team history. Before Portland, Cohen worked with the Edmonton Oilers of the NHL. In Edmonton, his main responsibility was overseeing the ticket sales efforts. These efforts included doubling the season ticket base to over 13,000, which ultimately helped save the team from relocating from Canada.

His first job in sports was working in minor league baseball and hockey, in Spokane, Washington where he sold tickets for the Spokane Indians and Spokane Chiefs.

Cohen is a 1992 graduate of the University of Portland. He and his wife, Kathy, reside in Duluth, Georgia with their son, Casey (11), and daughter, Kamryn (9). In his spare time, Cohen enjoys coaching both his son's and daughter's little league baseball, softball and basketball teams.



REGGIE ROBERTS

VICE PRESIDENT OF FOOTBALL COMMUNICATIONS

Reggie Roberts enters his 18th season in the National Football League and his sixth as the team's Vice President of Football Communications. He serves as the day-to-day spokesman for the Falcons on all football and non-football matters, and is responsible for coordinating all media and football communications coverage for the team. Additionally, Roberts is the club's liaison between local, national and international print and electronic media, and the main club contact with the television and radio networks that broadcast Falcons games.

Roberts, who joined the Falcons in September of 2004, comes to Atlanta with a long history in the NFL at both the league and club levels. The veteran football communications specialist, who is also a former award-winning sports journalist, spent seven seasons at League headquarters in New York City where he was Director of Information for the National Football Conference from 1990 to 1996. Following his stint at the NFL, Roberts joined the Tampa Bay Buccaneers in 1997 as Director of Communications.

Following the 1997 season, Roberts and his communications staff received the coveted Rozelle Award from the Pro Football Writers of America. The award is presented annually by the PFWA to the NFL's top public relations/football communications staff. It marked the first time in franchise history the Buccaneers football communications staff had ever received the award. The Buccaneers were also a finalist for the award in both 1999 and in 2000 and the Falcons were a finalist in 2008.

Roberts was president of Double R Communications, Inc., a national sports public relations and communications company from 2002-2004. His clients included a dozen NFL players as well as the NFL, The Champions Fund, Family First, Kaos Sports, the University of South Florida Athletic Department, and Hill and Knowlton, USA.

During seven seasons with the NFL office, Roberts was the Public Relations Director and primary league office contact for the 15 NFC teams. Additionally, he coordinated media operations at seven NFC Championship Games, seven Super Bowls (XXV-XXXI), and three Tokyo American Bowl Games in Tokyo, Japan. Roberts has also been selected as a member of the NFL's Football Communications Staff for 14 Super Bowls (XXV-to-XXXVI, XL, XLI).

In 2006, Roberts completed the prestigious NFL Managers Training Program located at Stanford University's Executive Education Graduate School of Business in Palo Alto, California.

Before joining the NFL in 1990, Roberts spent four-and-half years as a sports reporter with the Austin American-Statesman newspaper in Austin, Texas where he won two *Associated Press* Sports Editor awards.

Roberts graduated from the University of Louisiana at Monroe in 1986 with a Bachelors of Arts degree in journalism.

Roberts is native of Alexandria, Louisiana. He and his wife, Wendy, live in Snellville, Georgia with their two sons, Reid Alexander and Chase Matthew.



JIM SMITH
VICE PRESIDENT OF MARKETING

Jim Smith, the Falcons Vice President of Marketing, is entering his sixth season with the organization. Smith came to Atlanta following five seasons as General Manager and then President/General Manager of Major League Soccer's Columbus Crew based in Columbus, Ohio.

Smith's Falcons responsibilities include maximizing local and national revenue opportunities as he manages all brand affinity inventory, including stadium assets, broadcast rights, team marketing rights, new media, and event marketing. Smith and his partnership sales teams have increased the Falcons local sponsorship and broadcast revenues by more than 300% since 2003. Smith's creative marketing acumen was on full display during the 2008 season. Under his direction, the Falcons marketing team successfully executed a crisp, new advertising campaign, rolled out a new game day experience for Falcons fans at the Georgia Dome, and created a unique interactive new media strategy that was specifically tailored for Falcons fans.

Smith's sparkling advertising campaign, which began in earnest in April of 2008, supported the largest new season ticket sales campaign in NFL history while the club's game day experience showcased a season ticket holder recognition ceremony prior to each Falcons home game. Other aspects of the Falcons game day experience include the extremely popular Falcons Drum Line, enhanced in-game entertainment, along with some of the music industry's biggest stars (Robin Thicke, Ne-Yo) who have performed live at halftime of Falcons home games.

Smith's new media team continued to create unique ways to connect with Falcons fans by creating a nationally recognized viral media campaign entitled "Finding The One?"

In 2007, Smith's marketing strategies led to a team partnership with Russell, who joined Comcast as signature gate sponsors at the Georgia Dome.

Additionally, Verizon Wireless purchased the naming rights to the renovated Club Level at the Dome while the new media team launched an award winning re-design of Atlantafalcons.com, featuring an innovative design and a robust area dedicated specifically for fans called FalconsLife.

During his successful stint with the The Crew, Smith captured 2001 MLS Executive of the Year honors by his peers and followed-up that award by overseeing the organization's first-ever championship the following season when the Black & Gold claimed the 2002 U.S. Open Cup title. Smith was also instrumental in overseeing the administration of three of the most prestigious American soccer events of 2001 — the U.S.- Mexico World Cup qualifying match, the MLS Cup 2001, and the 2001 NCAA Men's College Cup.

Prior to joining The Crew, Smith was a member of the athletic department at one of his alma maters, The Ohio State University, serving as Associate Athletic Director for Marketing and Communications. At OSU, Smith was responsible for the direction and coordination of eight department heads in the areas of marketing, athletic communications, publications, external relations, merchandise sales, premium seat services, video services, and concessions.

Prior to arriving at OSU, Smith was the Director of Live Event Marketing for the World Wrestling Federation from November 1994 to December 1995. He also worked as the Coliseum Director at Sam Houston State University in Huntsville, Texas, from May 1991 to November 1994.

Born Dec. 5, 1965, the Milford, Conn., native earned a Bachelor's of Science degree in Radio, TV, and Film at Northwestern University and a Masters of Arts in Sports Management at Ohio State. He and his wife, Polly, live in Suwanee, Georgia with their three daughters, Rachel, Courtney, and Emily, and son, Daniel.





COACHES



MIKE SMITH
HEAD COACH

As the winds of change swept through the Atlanta Falcons facility on a winter's day in January of 2008 after a dismal 4-12 season, a new head coach with a powerful game plan stepped to the forefront to face the challenge. The resurgence of a wounded franchise was dependant on this plan and its proper execution. That day signaled not only a new chapter in Falcons football, but also a drastic change in philosophy.

Mike Smith's insistence on not looking back on the past and instead focusing on a positive present moving forward was a theme that he delivered early to his players at his first team meeting. It was there that the affable, passionate and communicative coach began the process of changing the culture.

"If you change the culture, you change behaviors. If you change behaviors, you change habits." – Mike Smith

Smith would plot a course that day for a reversal of fortunes that would see the Falcons meteoric rise to an 11-5 record and postseason berth for the first time since 2004.

Under Smith's determined leadership in 2008, the Falcons enjoyed one of the biggest turnarounds that the NFL has ever witnessed. The seven win swing going from 4-12 to 11-5 is tied for the fourth-best mark (at +7 wins) in the League for a rookie head coach since 1978. Smith's 11 victories is tied for the top mark with five other head coaches for the best record for a rookie head coach taking over a team that finished below .500 the previous season. And only three rookie head coaches in NFL history had more wins in their first campaign on the sidelines than Smith.

Smith's firm guidance at the helm allowed the Falcons to make several improvements from the previous season which included points per game average, rushing yards per game average, passing

SMITH'S COACHING BACKGROUND:

2008–09	HEAD COACH // Falcons
2003–07	DEFENSIVE COORDINATOR // Jaguars
2002	LINEBACKERS COACH // Ravens
1999–01	DEF. ASST./DEF. LINE COACH // Ravens
1996–98	DEFENSIVE COORD. // Tennessee Tech
1988–95	SPECIAL TEAMS COORD. // Tennessee Tech
1987	DEFENSIVE LINE COACH // Tennessee Tech
1986	DEFENSIVE LINE COACH // Morehead St.
1983–85	LINEBACKERS COACH // San Diego State
1982	ASSISTANT COACH // San Diego State

touchdowns to interception ratio and fewest sacks allowed. He had his team ready to play in every game in 2008 as the Falcons were tops in the League in first quarter points scored and registered a streak of holding opponents in 12 of 15 games to under 20 yards rushing in the opening quarter of games.

The shrewd drafting of quarterback Matt Ryan and astute free agent signing of running Michael Turner were two aggressive moves that paid immediate dividends and laid a solid foundation under Smith's direction in his first season. Ryan became the consensus NFL Rookie of the Year playing beyond his years with almost 3,500 yards passing and Turner finished second in MVP voting with 1,699 rushing yards and a franchise-best 17 rushing touchdowns en route to his first Pro Bowl while collecting All-Pro accolades.

For his coaching efforts, Smith earned the prestigious *Associated Press* and *Sporting News* 2008 Coach of the Year honors, as well as NFC Coach of the Year by the respected KC 101 Club.

Smith boasts a strong coaching background that includes 10 NFL seasons and 27 total years in football. His defensive track record has witnessed a remarkable amount of success as he helped



guide the Baltimore Ravens to a Super Bowl XXXV Championship in 2000 and led the Jacksonville Jaguars defense to top 10 rankings in several categories (overall defense, points allowed and rushing defense) during his tenure. With Smith's help, the Jaguars had the sixth-most wins in the NFL (from 2004-07) with 40 victories.

From 2003-2007, Smith served as the Defensive Coordinator for the Jaguars and led a defensive unit which ranked fourth in overall defense (296.6), third in offensive points allowed (16.1) and fifth in rushing defense (99.3) from 2003-2006. In his last season in Jacksonville in 2007, the Jaguars rushing defense continued that trend as the unit ranked sixth in the AFC, holding opponents to 100.3 yards per game. The Jaguars defense under Smith's direction also finished 12th in the NFL in total defense in '07.

In 2006, Jacksonville ranked second in the League in total defense (283.6), which was the highest mark for the franchise in its history. The Jaguars defense also contributed to a team-record 20 interceptions and allowed an NFL-low 11 points per game on their home turf.

During Smith's five seasons in Jacksonville, three defensive players garnered six Pro Bowl selections, which included defensive tackle Marcus Stroud (2003-2005), defensive tackle John Henderson (2004, 2006) and cornerback Rashean Mathis (2006). Smith also coached the likes of defensive end Bobby McCray, who became just the fourth Jaguar to record at least 10 sacks in 2005. Smith contributed to three winning seasons in Jacksonville (2004-2005, 2007) as the Jags reached the playoffs for the sixth occasion in franchise history in 2007 and defeated the Pittsburgh Steelers in an AFC Divisional Playoff game on the road at Heinz Field.

Prior to joining the Jaguars, Smith spent four seasons with the Baltimore Ravens and was the Defensive Assistant/Defensive Line Coach from 1999-2001, which included the team's 2000 Super Bowl winning season. The Ravens defense set an NFL 16-game record by allowing only 165 points en route to the team's first NFL championship.

In 2002, Smith served as the Linebackers Coach. That season, the Ravens featured All-Pro linebacker Ray Lewis and Pro Bowl linebacker Peter Boulware, who recorded 57 tackles, seven sacks for a loss of 51 yards, one interception and four passes defended in his finest NFL season under Smith's tutelage.

Before joining the NFL ranks, Smith spent 12 seasons at Tennessee Tech from 1987-1998. He was the Golden Eagles' Defensive Coordinator for the last three seasons as the team finished in the top 10 in the nation in total defense (1997 and 1998). He joined the Tennessee Tech staff as the Defensive Line Coach and then served as the Special Team Coordinator from 1988 to 1995. Prior to his last season with the Golden Eagles, Smith was promoted to Assistant Head Coach on top of his Defensive Coordinator duties.

As the son of a middle school coach and as the oldest in a family of eight children (four sisters and three brothers), Smith learned early the values and virtues of a strong work ethic from parents Carol and Sam Smith. Growing up with educators as influential parents can have a lasting effect on a person. Mike Smith is no different. Teaching is in his blood. It's what he loves to do.

When Smith broke his right arm playing linebacker in the second game during his senior season at Father Lopez High School (in Daytona Beach, Fla.) he asked the head coach if he could help the team and become an assistant coach. This would mark the humble beginnings for a man that some 30 years later would reach the pinnacle of his coaching profession and be named head coach in the National Football League of the Atlanta Falcons.

"Mike was with me in Baltimore (Ravens) and I know he's honest, fair and he's a good teacher," said longtime former NFL player turned NFL Network analyst Rod Woodson. "I think teaching is a lost art in the National Football League. There are a lot of coaches who can put X's and O's on the board, but they can't teach a guy why they did it. But Mike can do that. He will be a good teacher."

Smith played college football at East Tennessee (1977-1981) and was named defensive MVP twice at his position. He led the team with a school record 186 tackles as a senior.

A native of Daytona Beach, Florida, Smith was born on June 13, 1959 in Chicago, Illinois. He and his wife, Julie, have one daughter, Logan, and reside in Suwanee, Ga.



BEST RECORDS FOR ROOKIE HEAD COACHES TAKING OVER TEAMS THAT FINISHED BELOW .500 THE PREVIOUS SEASON (SINCE 1978)

Coach (Team - Year)	Record	Previous Season	Playoffs (Round)
Mike Smith (Atlanta, 2008)	11-5	4-12	0-1 (NFC Wild Card Game)
John Harbaugh (Baltimore, 2008)	11-5	5-11	1-1 (Divisional Playoff Game)
Tony Sparano (Miami, 2008)	11-5	1-15	0-1 (AFC Wild Card Game)
Jim Mora (Atlanta, 2004)	11-5	5-11	1-1 (NFC Championship Game)
Bill Cowher (Pittsburgh, 1992)	11-5	7-9	0-1 (Divisional Playoff Game)
Bobby Ross (San Diego, 1992)	11-5	4-12	1-1 (Divisional Playoff Game)
Jim Fassel (N.Y. Giants, 1997)	10-5-1	6-10	0-1 (Wild Card Playoff Game)

GREATEST IMPROVEMENT IN WINS BETWEEN SEASONS BY A FIRST-YEAR HEAD COACH

Coach	Team	Win Improvement
Tony Sparano	2008 Miami Dolphins	+10 (11-5 from 1-15)
Al Davis	1963 Oakland Raiders	+9 (10-4 from 1-13)
Bill Parcells	1997 New York Jets	+8 (9-7 from 1-15)
Ted Marchibroda	1992 Indianapolis Colts	+8 (9-7 from 1-15)
Ted Marchibroda	1975 Baltimore Colts	+8 (10-4 from 2-12)
Mike Smith	2008 Atlanta Falcons	+7 (11-5 from 4-12)
Sean Payton	2006 New Orleans Saints	+7 (10-6 from 3-13)
Jim Haslett	2000 New Orleans Saints	+7 (10-6 from 3-13)
Bobby Ross	1992 San Diego Chargers	+7 (11-5 from 4-12)
Don Shula	1970 Miami Dolphins	+7 (10-4 from 3-10-1)

ROOKIE HEAD COACHES WHO WON 11+ GAMES

Coach	Team	Year	Wins	Coach	Team	Year	Wins
Mike Smith	Atlanta	2008	11	Barry Switzer	Dallas	1994	12
John Harbaugh	Baltimore	2008	11	Bill Cowher	Pittsburgh	1992	11
Tony Sparano	Miami	2008	11	Dennis Green	Minnesota	1992	11
Jim Mora	Atlanta	2004	11	Bobby Ross	San Diego	1992	11
Bill Callahan	Oakland	1997	11	George Seifert	San Francisco	1989	14
Steve Mariucci	San Francisco	1994	12				

WINS BY A FALCONS HEAD COACH

Coach	Record	Year
Dan Reeves	14-2	1998
Leeman Bennett	12-4	1980
Mike Smith	11-5	2008
Jim Mora	11-5	2004

MIKE SMITH BY THE NUMBERS IN 2008

1 - The Falcons ranked first in the NFL in first quarter points and outscored their opponent in the opening 15 minutes of play by a 114-52 margin.

2 - Atlanta's rank in the NFL in rushing average (152.7) at the conclusion of the 2008 regular season. The Falcons improved 24 spots in rushing average compared to the 2007 campaign.

4 - Coach Smith was the fourth head coach in Falcons history to record 11 or more wins in a year.

4 - The number of years (2004) between playoff appearances for the Falcons and the NFC Wild Card game against the Arizona Cardinals (1/3/09).

4 - The number of consecutive home victories to open the 2008 campaign, the highest amount of consecutive home wins to start a season since 1998.

7 - The Falcons win improvement from the 2007 season under the leadership of Coach Smith. The seven wins are tied for the sixth-highest improvement between seasons by a first-year head coach in NFL history.

8.2 - Atlanta's improvement in points per game average compared to the 2007 season.

9 - Coach Smith is the ninth head coach in the NFL to win 11-plus games in his rookie season.

11 - The number of regular season wins Coach Smith and the Falcons accumulated during the 2008 campaign.

51 - The number of points the Falcons totaled off of 18 no-huddle possessions in 2008.

5,779 - The total number of net yards for the Falcons offensive in 2008, which set a team record for a single season.



EMMITT THOMAS

ASSISTANT HEAD COACH/SECONDARY

One of Head Coach Mike Smith's first decisions when he was hired in Atlanta was to retain the experienced services of Emmitt Thomas and promote him to Assistant Head Coach/Secondary. The 2009 season marks the 42nd year in the NFL for Thomas as a player (13 years) and longtime coach (29 years).

The culmination of Thomas' playing career as a stellar cornerback for the Kansas City Chiefs was realized in August, 2008 when he was inducted into the Pro Football Hall of Fame. He was joined by wide receiver Art Monk, cornerback Darrell Green, defensive end Fred Dean, linebacker Andre Tippett and tackle Gary Zimmerman as enshrinees into the "Class of 2008".

The Falcons defense under Thomas' watchful eye in 2008 finished 11th in the NFL in fewest points allowed at just an average of 20.3 per contest.

In 2007, Thomas started his second season as the Defensive Backs Coach for the Falcons before being named Interim Head Coach for the last three games of the season. In the season finale against playoff-bound Seattle, the Falcons recorded a 44-41 victory to earn Thomas his first win as a NFL Head Coach. Atlanta's 44 points against Seattle was the most in a game since 1998 and the combined score was the highest since 1982. The Falcons' 24 points in the fourth quarter were also the most in a game since 1981.

During the 2006 season, the Falcons were forced to innovate with personnel as cornerbacks battled through injuries throughout the year. Atlanta's secondary still contributed to a defense which ranked tied for fifth in the NFC in opponents points per game (20.5).

In 2005 under Thomas' guidance, the team's passing defense finished 14th in the NFL and improved in key areas from the year before. The

THOMAS' COACHING BACKGROUND:

2008-09	ASST. HEAD COACH/SECONDARY // Falcons
2007	INTERIM HEAD COACH (3 GMS) // Falcons
2007	DEFENSIVE BACKS // Falcons
2004-06	SENIOR DEF. ASST./SECONDARY // Falcons
2002-03	SECONDARY // Falcons
2000-01	DEFENSIVE COORDINATOR // Vikings
1999	DEFENSIVE COORDINATOR // Packers
1995-98	DEFENSIVE COORDINATOR // Eagles
1987-94	SECONDARY // Redskins
1986	WIDE RECEIVERS // Redskins
1981-85	WIDE REC./TIGHT ENDS // StL. Cardinals
1979-80	SECONDARY // Central Missouri State
1979	DEF. COORDINATOR // Cen. Missouri St.

defense led the League by allowing a NFL-best low 30.2 percent (58 of 192) of opponents third down conversions. The passing yards per game average and completion percentage were both down from 2004. The Falcons defense was also among the NFL leaders in preventing big pass plays, allowing only 28 passes of 20-plus yards, to rank in the top three. The nickel and third down defensive packages were very stingy when opponents attempted to move the chains in 2005. When Atlanta's defense forced its opponents into a third and long situation of six-plus yards, the team only allowed 14 conversions out of 101 attempts (13.9%), which was the League's best mark.

The Falcons secondary accounted for three of the five defensive touchdowns scored with interception returns in 2004, which tied for the second-highest total of defensive touchdowns in team history. In 2002, Thomas' first year guiding the Falcons defensive backs, the defense finished tied for third in the NFL with 24 interceptions. Also, Atlanta's pass defense improved from 30th in 2001 to 16th in 2002.



Prior to landing in Atlanta, Thomas, a holder of three Super Bowl rings (with two titles coming as an assistant coach and one as a player) served as the Defensive Coordinator for the Minnesota Vikings from 2000-2001. In his first season in Minnesota, Thomas helped the Vikings win the NFC Central crown and advance to the NFC Championship Game. Under his direction, Minnesota's defense finished sixth in the NFC in rushing defense in 2000.

Thomas joined the Philadelphia Eagles as a Defensive Coordinator for four seasons (1995-98) before taking a similar post with the Green Bay Packers (1999). The Eagles' 1998 defense was ranked No. 1 against the pass and was third in the NFL in sack percentage. His 1996 unit finished fifth in the league overall and his 1995 defense was fourth overall in yards surrendered as the Eagles posted back-to-back 10-6 records and a pair of playoff berths.

Thomas' extensive coaching career began at Central Missouri State University, where he coached the secondary from 1979-80, and his NFL coaching career started with the-then St. Louis Cardinals in 1981. This product of Angleton, Texas, moved on to the Washington Redskins for nine seasons from 1986-94 as a Wide Receivers Coach and then as a Defensive Backs Coach

(where he coached both Hall of Famers Art Monk and Darrell Green). His time with the Redskins was marked with five trips to the playoffs, two NFC Championships and victories in Super Bowls XXII and XXVI.

Thomas was a standout defensive back for 13 years with the Chiefs (1966-78). He played in 181 NFL games, including Super Bowls I and IV, and was selected to play in five Pro Bowls. Thomas finished his career with 58 interceptions, which ranks ninth in League history, as he led the NFL twice in interceptions in a single-season. He is a member of the Chiefs Hall of Fame as Arrowhead Stadium bears his name on the stadiums walls. A quarterback and receiver at Bishop College in Dallas, he was converted to defensive back as an undrafted rookie free agent with the Chiefs.

Thomas was born June 3, 1943 in Angleton, Texas. He has two grown children, a son, Derek, an assistant basketball coach at the University of Detroit, and a daughter, Dedra, a LVN in Marshall, Texas.

He and his wife, Jacqui, reside in Suwanee, Ga.



COACH EMMITT THOMAS



MIKE MULARKEY
OFFENSIVE COORDINATOR

Mike Mularkey's successful impact on the Falcons offensive attack was clearly evident and far reaching in 2008. Under Mularkey's direction, Atlanta's diverse offense finished second in the NFL with an average of 152.7 rushing yards per game, sixth in total offense with an average of 361.2 yards a game, 14th in passing yards with a 208.5 average per contest, and 10th in points scored at 24.4. The Falcons broke a 27-year old team record by totaling 5,779 net yards gained last season and also established a new club mark by only surrendering 17 total sacks overall in '08. The 391 points scored and 61.1 passing completion percentage were both the fifth-best marks in a season in club history. Mularkey's efficient offense helped the Falcons finish with an 11-5 record - only the fifth double-digit win total in a season in team history - and earn a Wild Card playoff berth.

Besides the team success, Mularkey's innovative offense showcased the individual talents of veterans like running back Michael Turner and wide receiver Roddy White while developing the emerging skills of rookie quarterback Matt Ryan.

Turner posted 1,699 rushing yards (third most ever by a Falcons runner) in his first season in Atlanta to trail only Adrian Peterson of the Vikings for the NFL rushing crown and also pounded his way to a team record 17 rushing touchdowns. Led by Turner the Falcons rushing game finished with 2,443 yards on the ground, the fifth-most ever in club annals, as the sixth-year runner earned his first Pro Bowl nod, was voted a first-team All-Pro, and finished second in the NFL in MVP balloting. White flourished in Mularkey's offense turning in a Pro Bowl year for the first time in his career with personal-bests in receptions (88), yards (1,382), touchdowns (seven) and 100-yard games (seven). The 1,382 yards represented a new team-high and coupled with his 1,202 yards in '07 made him the first receiver in Falcons history to total consecutive

MULARKEY'S COACHING BACKGROUND:

2008-09	OFFENSIVE COORDINATOR // Falcons
2007	TIGHT ENDS // Dolphins
2006	OFFENSIVE COORDINATOR // Dolphins
2004-05	HEAD COACH // Bills
2001-03	OFFENSIVE COORDINATOR // Steelers
1996-00	TIGHT ENDS // Steelers
1995	TIGHT ENDS // Buccaneers
1994	QUALITY CONTROL // Buccaneers
1993	OFFENSIVE LINE // Concordia College

1,200 yardage seasons. Ryan benefited immensely from the experience of Mularkey at the offensive helm to win the prestigious *Associated Press* and *Sporting News* Rookie of the Year honors. Ryan's numerous rookie accolades included winning 11 games (a Falcons record) in 16 starts to guide his team to the playoffs (which is an NFL mark shared with Joe Flacco of Ravens). He and Peyton Manning became the only rookie quarterbacks ever in League history to throw for 3,000 yards in their first season.

In 2007, Mularkey served as the Tight Ends Coach for the Dolphins and guided seven-year veteran David Martin, who finished fourth on the team in receptions (34). Before joining Miami's staff in 2006 as Offensive Coordinator, Mularkey spent two seasons as the Head Coach of the Buffalo Bills (14-18 overall record). In his first season in 2004, he led the Bills to their first winning campaign in five years with a 9-7 record as the club tallied wins in nine of their final 12 games.

From 1996-2003, Mularkey spent eight seasons on the successful coaching staff of the Pittsburgh Steelers under Head Coach Bill Cowher and served as the Offensive Coordinator in his final three years. As Offensive Coordinator, Mularkey's offense in Pittsburgh finished third and fifth, respectively, in the NFL in total offense in his first two years. The



Steelers also averaged 173.4 rushing yards per game, which led the League in 2001. Mularkey helped the Steelers register a 13-3 record in 2001 on the way to an AFC Central Division championship and an AFC Championship Game appearance. Under Mularkey's creative tutelage, QB Kordell Stewart passed for 3,109 yards en route to be chosen to the AFC Pro Bowl squad. The following season in 2002 Mularkey's coaching prowess was witnessed again as he helped resurrect QB Tommy Maddox's career. After not playing in the NFL in five years, Maddox threw for 2,836 yards (234-377) with 20 touchdowns and set a single-season franchise record with a 62.1 completion percentage to earn NFL Comeback Player of the Year honors.

Mularkey spent his first five years in Pittsburgh as the club's Tight Ends Coach. He helped mold Mark Bruener into one of the best run-blocking tight ends in the League during his tenure. The solid tight end play from Mularkey's crew enabled RB Jerome Bettis to eclipse the 1,000-yard rushing plateau for five straight seasons. The Steelers as a team also were among the top 10 in the League in the rushing department every season and led the NFL in 1997, as well as finishing second in 1996.

Mularkey began his coaching journey in the League as a Quality Control Coach for the Tampa Bay Buccaneers in 1994 and was then promoted to Tight Ends Coach the following season. In his only season working with the Bucs tight ends, Jackie Harris hauled in a team-best 62 passes for 751 yards to become one of just three tight ends in the team's history to stand atop the club's yearly receiving chart.

His first coaching venture came at Concordia College where he spent the 1993 season as the Offensive Line Coach.

A ninth-round draft selection by the San Francisco 49ers in 1983, Mularkey was released by the Niners at the end of training camp but was picked up by the Vikings. He spent the next six seasons in Minnesota before being signed away as a Plan B free agent in 1989 by the Steelers, where he performed for three years. For his career, he totaled 102 catches for 1,222 yards with nine touchdowns in 114 games played.

A native of Ft. Lauderdale, Florida, Mularkey, 47, captured three letters at the University of Florida (1980-82). He and his wife, Betsy, have two sons, Patrick and Shane.



COACH MIKE MULARKEY



BRIAN VANGORDER
DEFENSIVE COORDINATOR

Brian VanGorder settles into his second season as the Falcons Defensive Coordinator after ascending to his current post following a successful campaign as the club's Linebackers Coach in 2007.

In 2008, VanGorder started the retooling process of transforming the Falcons defense into a unit that plays with intensity, passion, aggression and toughness. VanGorder's first season as Defensive Coordinator was spent finding, teaching and molding his players into carrying that mindset into each practice and consequently every game. His troops responded by making steady improvements along the way and proved downright stingy when it came to surrendering points. The Falcons under VanGorder's leadership finished 11th in the NFL in points allowed at just an average of 20.3 per contest.

With VanGorder's guidance, young players, such as MLB Curtis Lofton and CB Chevis Jackson, played pivotal roles for a developing defense. Lofton earned a starting spot in the middle of the defense as a rookie, garnering NFL All-Rookie accolades by *Sporting News* and *Pro Football Weekly*, finishing fourth on the team in tackles and second in the entire League among all rookies (according to Stats, Inc.) with 108 stops. Jackson's rookie season saw him grow into an important nickel back, which was highlighted by a 95-yard interception return for a touchdown against New Orleans in Week 10 to seal the win in high fashion and keep the playoff push alive.

VanGorder's defense also witnessed some key veterans making strong contributions in the form of DE John Abraham, DT Jonathan Babineaux, and S Erik Coleman. Abraham broke the team record for sacks in a season with 16.5 and personified VanGorder's idea of passionate play on every single down. Babineaux emerged as a disruptive force in the Falcons interior, making tackles behind the line, and consistently forcing double-teams.

VANGORDER'S COACHING BACKGROUND:

2008-09	DEFENSIVE COORDINATOR // Falcons
2007	LINEBACKERS // Falcons
2006	HEAD COACH // Georgia Southern
2005	LINEBACKERS // Jaguars
2001-04	DEF. COOR./LINEBACKERS // Georgia
2000	DEF. COOR./LINEBACKERS // W. Illinois
1998-99	DEF. COORDINATOR // C. Michigan
1997	ASST. H. COACH/DEF. COOR. // C. Florida
1995-96	LINEBACKERS/Sp. Tm. COOR. // C. Florida
1992-94	HEAD COACH // Wayne State
1989-91	DEF. COOR./LINEBACKERS // Gr. Valley St.

Coleman, a key free agent acquisition, fit in nicely, galvanizing the secondary on his way to a career-high 127 tackles, second-best on the team, with three interceptions and two forced fumbles.

VanGorder took over control of the Falcons defense with an extensive coaching background that boasts over 26 years in the profession, including three seasons in the NFL trenches and four years as a highly successful Defensive Coordinator at arguably the toughest conference in the nation in the Southeastern Conference at the University of Georgia.

Prior to serving as the Head Coach of the Georgia Southern Eagles in 2006, VanGorder spent the 2005 season coaching the linebackers for the Jacksonville Jaguars under Falcons Head Coach Mike Smith. Jacksonville ranked sixth in the NFL in total defense that season with VanGorder's help.

From 2001-2004, VanGorder was in charge of the defense as Defensive Coordinator and Linebackers Coach at Georgia. The Bulldogs posted a 42-10 record over his four seasons at UGA, won one SEC title, two SEC East Division championships, captured three Bowl games and ended up with three straight top 10 finishes in the final national



polls. In 2003, VanGorder received the Frank Boyles "Assistant Coach of the Year" award by the NCAA, which honors the nation's top assistant coach, and also the Southern Sports Tonight's assistant of the year in 2002 by the media.

In his last season in Athens (Ga.) in 2004, the 10-2 Bulldogs and seventh ranked team in the nation garnered a defense that ranked eighth overall and ninth in scoring defense. VanGorder's 2003 defensive unit finished third nationally in scoring defense, fourth in total defense, and sixth in passing defense. In 2002, UGA's stout defense allowed only 31 points during the final seven games, propelling the Bulldogs to a Sugar Bowl

win over Florida State (26-13) and a number three ranking overall in the polls. His strong defense also led the SEC in scoring defense and finished fourth nationally.

VanGorder also had coaching stints at Western Illinois (2000), Central Michigan (1998-99), the University of Central Florida (1995-1997), Wayne State (1992-1994) and Grand Valley State (1989-91).

VanGorder, 50, was born in Jackson, Michigan. He and his wife, Pollie, have five children: Molloy, Morgan, Mack, Montgomery and Malone.



COACH BRIAN VANGORDER



KEITH ARMSTRONG
SPECIAL TEAMS COORDINATOR

Keith Armstrong's special teams units established a new NFL record by holding opponents to just a mere 43 punt return yards all season, besting the Buffalo Bills' old record of 49 yards in 1991.

But it is the sum of Armstrong's parts that make his units so special. Armstrong's troops finished 10th in the League in overall special teams play, according to the *Dallas Morning News*' Rick Gosselin, who compiles a comprehensive and well-respected list of each club's special teams rankings each season. According to the rankings, Armstrong's units excelled in area's such as opponents starting points on a new possession (second), kickoff returns (10th), kickoff coverage (eighth), punts inside the 20 (ninth), field goals made (eighth), and points allowed on returns (first).

Explosive kickoff returner Jerious Norwood notched 1,311 yards on 51 attempts for a 25.7 average that was good enough for the fourth-highest mark in the NFC. Norwood's five returns for 192 yards against St. Louis in Week 17 marked the seventh-highest total in a single-game in team history. The electrifying Norwood provides Armstrong with a "home run threat" every time he touches the ball and that was evidenced by his long returns of 92 (vs. St. Louis) and 85 yards (vs. Chicago) in '08. Norwood's career average of 25.4 yards currently ranks second all-time in team annals.

Punt returner Harry Douglas ranked fifth in the NFC in punt return yards with 226 for an 11.9 average after taking over the full-time duties in Week 6. Douglas garnered NFC Special Teams Player of the Week honors for his performance against the Carolina Panthers in a Week 12 victory when he recorded his first career punt return touchdown of 61 yards in the fourth quarter to seal the win for the Falcons. He finished the game with three run-backs for 93 that yards.

ARMSTRONG'S COACHING BACKGROUND:

2008-09	SPECIAL TEAMS COOR. // Falcons
2007	SPECIAL TEAMS COOR. // Dolphins
2001-06	SPECIAL TEAMS COACH // Dolphins
1997-00	SPECIAL TEAMS COACH // Bears
1996	SECONDARY COACH // Falcons
1994-95	SAFETIES // Falcons
1993	LINEBACKERS/SP. TMS // Notre Dame
1990-92	SECONDARY // Oklahoma State
1989	WIDE RECEIVERS // Akron
1988	DEF. BACKS/SPECIAL TEAMS // Miami (Fla)
1987	GRADUATE ASSISTANT // Temple

Keith Armstrong's successful resume was a strong reason that Falcons Head Coach Mike Smith chose the 45-year-old Levittown, Pa. native when he was searching for a coach to lead his special teams in Atlanta.

Armstrong joined the Falcons following seven seasons in the same capacity for the Miami Dolphins. The 15-year NFL coaching veteran was instrumental in 2007 in helping punt returner Ted Ginn, Jr. finish fourth in the AFC with a 9.6 return average. The 9.6 average was also the 10th best mark in the entire NFL among all punt returners. Ginn also returned 63 kickoffs for 1,433 yards and a 22.7 yard per return average. With Armstrong's coaching, K Jay Feeley connected on 21 of 23 field goals for a 91.3 percent success rate, which was ranked second in the League just behind Pittsburgh's 92.0 percentage mark.

From 2001-2006, the Dolphins finished in the top eight in the NFL in punt return defense all but one season under Armstrong's positive direction. During that same time frame, Miami opponents averaged 6.1 yards per punt return, including a 4.5-yard mark in 2001 when they led the League in the category, and a 4.9-yard average (third in NFL) in



2005. In 2003, the Dolphins ranked first in the NFL in opponents' average starting field position with a 25.0-yard line mark and finished second in the same category in 2006 with a 24.9 figure. Over that same time period, the Dolphins special teams under Armstrong's leadership only surrendered just one punt or kickoff return for a touchdown, which was tied with Dallas for the fewest number in the League.

Prior to landing in Miami, Armstrong served in the same role with the Chicago Bears from 1997-2000. In 2000, Chicago's special teams unit ranked fourth in the NFL in punt return defense, allowing an average of just 7.0 yards per return. In his four seasons in Chicago, the Bears special teams ranked in the top 10 in the League in punt return average, punt coverage and kickoff coverage twice in each category.

Armstrong earned his start in the NFL with the Falcons in 1994 as the safeties coach. In 1996, he was promoted to run the entire secondary. Before his full-time positions in the NFL, he was part of the NFL's Minority Coaching Fellowship Program

during training camps with the New York Jets (1991), Dallas Cowboys (1992) and Chicago Bears (1993).

Armstrong coached his way through the collegiate ranks before joining the NFL. He garnered four letters as a running back and defensive back at Temple University from 1983-1986 before joining the school as a Graduate Assistant in 1987. Armstrong then joined the University of Miami as the Defensive Backs and Special Teams Coach for one season (1988) before coaching the wide receivers at the University of Akron (1989). His last two stops in college before joining the Falcons came at Oklahoma State as the Secondary Coach from 1990-1992 and Notre Dame as the Linebackers and Special Teams Coach in 1993.

Keith and his wife, Kathleen, have two daughters, Kaitlin and Kristen.



COACH KEITH ARMSTRONG



PAUL BOUDREAU
OFFENSIVE LINE

Paul Boudreau is entering his 23rd year in the NFL as a coach and his second with the Atlanta Falcons as the team's Offensive Line Coach. Boudreau's offensive lines have helped pave the way for four running backs to top the 10,000-yard career rushing plateau including Barry Sanders, Curtis Martin, Thurman Thomas and Fred Taylor.

In his first season as the Falcons Offensive Line Coach, Boudreau's offensive line unit cleared rushing lanes for the NFL's second ranked rushing offense (152.7 yards per game) and Pro Bowl running back Michael Turner. Turner ranked second in the NFL in rushing (1,699 yards) in 2008, marking the third highest rushing total in Falcons history. Under the guidance of Boudreau the offensive line also assisted in Turner crossing the goal line a franchise-high 17 times and passing the 200-yard plateau on two occasions. Boudreau's offensive line also protected NFL Rookie of the Year QB Matt Ryan so that he could throw for 3,440 yards (on 265 of 434 passing) with 16 touchdowns. Ryan's production could be credited to the fact that Boudreau's offensive line allowed a franchise-low of 17 sacks, surpassing the previous mark of 25 (1982). The 17 sacks on 434 pass attempts were equivalent to allowing one sack per every 25.5 plays, which also set a new franchise mark, surpassing the previous bests of one sack per every 17.1 plays (1997, 1994). With the help of Boudreau, the Falcons recorded a franchise-high 5,779 total net yards and the fifth highest rushing total in club history (2,443 yards).

From 2006-07, Boudreau served as the Offensive Line Coach for the St. Louis Rams. In 2007, Rams running back Steven Jackson tallied his second consecutive 1,000-yard season behind Boudreau's offensive line. In 2006, Jackson gained a career-high 1,528 rushing yards while nine different players started on the offensive line.

Prior to joining the Rams, Boudreau was the Offensive Line Coach for three seasons with the

BOUDREAU'S COACHING BACKGROUND:

2008-09	OFFENSIVE LINE // <i>Falcons</i>
2006-07	OFFENSIVE LINE // <i>Rams</i>
2003-05	OFFENSIVE LINE // <i>Jaguars</i>
2001-02	OFFENSIVE LINE // <i>Panthers</i>
1999-00	OFFENSIVE LINE // <i>Dolphins</i>
1997-98	OFFENSIVE LINE // <i>Patriots</i>
1994-96	OFFENSIVE LINE // <i>Lions</i>
1987-93	OFFENSIVE LINE // <i>Saints</i>
1983-86	OFFENSIVE LINE // <i>Edm. Eskimos (CFL)</i>
1982	OFFENSIVE LINE // <i>U.S. Naval Academy</i>
1979-81	OFFENSIVE LINE // <i>Dartmouth</i>
1976-78	OFFENSIVE LINE // <i>Maine</i>
1974-75	OFFENSIVE LINE // <i>Boston College</i>

Jacksonville Jaguars (2003-05). In 2003, the Jacksonville offensive line set a franchise record by allowing only 28 sacks (tied for ninth in the NFL). Running back Fred Taylor also rushed for a team-record 1,572 yards.

Boudreau coached the Carolina Panthers offensive line from 2001-02 and saw the team set a club record by allowing only 31 sacks in '01. From 1999-2000, he served in the same capacity for the Miami Dolphins.

From 1997-98, Boudreau coached the offensive line for the New England Patriots following a three-year stint with the Detroit Lions guiding the same unit. His first position in the NFL came with the New Orleans Saints from 1987-93. In his seven seasons in New Orleans, Boudreau's offensive line placed in the top three in fewest sacks allowed on four occasions. In 1992, the Saints allowed a League-low 15 sacks.

Boudreau and his wife, Joan, have one son, Paul, and one daughter, Jill. His son Paul is also a coach and Jill is the mother of three children, Kalyn, Zach, and Olivia.



GERALD BROWN
RUNNING BACKS

Gerald Brown's first season in charge of the Falcons running backs drew immediate dividends as he helped Michael Turner explode onto the NFL scene in high fashion as a full-time starter for the first time in his career. Turner finished second in the League behind Vikings runner Adrian Peterson (by just 61 yards) with 1,699 rushing yards and set a franchise record with 17 rushing touchdowns. The 1,699 yards marked the third-best season total all-time in Falcons annals.

Under Brown's leadership, Turner's breakout year also included eight, 100-yard rushing games with a pair of impressive 200-plus-yard contests. In his first game in a Falcon uniform Turner shattered the team record for rushing yards in a game with 220 in a victory over the Detroit Lions. Turner then ended the regular season in similar fashion with a 208-yard outing against St. Louis. The 5-9, 244 pound human wrecking ball was second in the NFL in MVP voting, earned a Pro Bowl nod for the first time in his career, and captured NFC Offensive Player of the Week honors three times.

But Brown's guidance was also witnessed in his dealings with dangerous fleet-footed runner, Jerious Norwood. The second part of the backfield's noted - one-two punch - Norwood proved to be a perfect complement to the bruising style of Turner. Norwood averaged 5.1 yards per carry with his 489 yards on 95 carries and four touchdowns while also ending up third on the team in receptions with 36 for 338 more yards with two scores. Norwood and Turner also combined to register 62 rushes of 10-plus-yards with Turner's 45 leading the NFL.

Before coming to Atlanta, Brown's coaching career spanned 22 years, including the previous six seasons at Indiana University.

Brown's coaching performance at Indiana in his first five seasons earned him the Assistant Head Coach title on top of his duties as Special Teams

BROWN'S COACHING BACKGROUND:

- 2008-09 **RUNNING BACKS** // *Falcons*
- 2007 **As. Hd. Coa./ST Coor./RB's** // *Indiana*
- 2006 **SPECIAL TEAMS Coor./RB's** // *Indiana*
- 2002-05 **RUNNING BACKS** // *Indiana*
- 2001 **RUNNING BACKS** // *Mem. Maniax (XFL)*
- 1989-98 **ASSISTANT COACH** // *Tennessee Tech*
- 1983-88 **GRADUATE ASSISTANT** // *Tennessee*

Co-Coordinator and Running Backs Coach in 2007. The Hoosiers ranked third in the Big Ten in scoring offense in 2007 (31.7 points per game) while the team logged 157.4 rushing yards per game. With an assist from Brown, Indiana kicker Austin Starr led the conference in field goal percentage with a 91.3 mark (21 of 23). In 2006, Marcus Thigpen led the nation in kickoff return average (30.1) while the university led the nation in the category in 2004.

In Brown's first five seasons at IU, Hoosier running backs averaged 1,549 rushing yards per season. In his first year (2002), Indiana gained 1,398 yards despite not having a running back with more than 90 career carries entering the '02 campaign. In 2003, BenJarvus Green-Ellis became the seventh true freshman in Indiana history to rush for 100 yards in a game and just the third freshman to eclipse the 200-yard plateau in a single-game.

Prior to his stint at Indiana, Brown served as the Running Backs Coach for the Memphis Maniax of the XFL. His feature running back was former Heisman Trophy award winner Rashaan Salaam who held the league rushing lead before suffering an injury halfway through the season. Under Brown, the Maniax led the XFL in total offense, finishing second in rushing offense while averaging over 100 yards per game.

Brown calls the state of Tennessee home as the Sweetwater native spent his first 17 years of



coaching in the state following his graduation from Memphis State University in 1982. For 10 seasons (1989-98), he was an Assistant Coach at Tennessee Tech University, serving in a capacity of roles including: Wide Receivers Coach, Special Teams Coach and Quarterbacks Coach with the Golden Eagles.

Tennessee Tech pieced together two of its best seasons while Brown was a member of the staff. From 1992-1993, the Golden Eagles posted a 15-7 overall record and a 13-3 mark in the Ohio Valley Conference. Brown also received two minority coaching fellowships with the New York Jets (1990) and the Miami Dolphins (1996). During those internships, he worked with some of the NFL's best receivers including Al Toon, Rob Moore and Terence Mathis of the Jets and Fred Barnett, O.J. McDuffie and Charles Jordan of the Miami Dolphins.

In 1983, Brown got his coaching start at the University of Tennessee where he began as a Graduate Assistant. In 1984, he became an Administrative Assistant and served as the Volunteers' scout and computer analyst. Brown was part of a Tennessee coaching staff for six seasons (1983-1988) and worked with seven All-Americans, including Reggie White, Tim McGee and Anthony Miller.

Brown played as a wide receiver from 1979-1981 at Memphis State University and graduated as a scholar-athlete in 1982 with a bachelor's degree in Marketing/Transportation.

Brown and his wife, Jill, have one daughter, Caitlin.



COACH GERALD BROWN



Entering his 11th year as a coach, Defensive Assistant Joe Danna continues to add to his resume as he enters his second season with the Atlanta Falcons.

Danna worked along side Defensive Coordinator Brian VanGorder last season as the Falcons defense witnessed the emergence of some young players. Rookie LB Curtis Lofton logged 108 tackles, two passes defended, one sack and one forced fumble in 16 games and garnered All-Rookie honors from *Sporting News* and *Pro Football Weekly* for his efforts. Danna worked closely with Linebackers Coach Glenn Pires in '08 and will work with the cornerbacks in 2009.

After lettering all four years as a wide receiver at Central Michigan University, Danna served as a Student Assistant (1999) and Graduate Assistant (2000) for his alma mater. In 1999, he coached with current Falcons Defensive Coordinator Brian VanGorder for the Chippewas. Two years later, Danna and VanGorder crossed paths again, this time at the University of Georgia where Danna served as a Graduate Assistant. At Georgia, he worked with NFL defensive backs, Jermaine Phillips (Tampa Bay Buccaneers) and Sean Jones (Philadelphia Eagles).

Danna has spent the majority of his coaching tenure at Central Michigan where he rejoined the team in 2002 as the Wide Receivers Coach. From 2003-04, he moved to the defensive side of the ball and coached the safeties before moving back to his original position in 2005. During that '05 season, the Chippewas improved their record by four wins from their 2003 record (2-9). Danna also coached the likes of defensive back James King who was signed as an undrafted rookie free agent by the Cleveland Browns in 2005 and wide receiver Damien Linson who spent time on the Baltimore Ravens roster.

DANNA'S COACHING BACKGROUND:

2008-09	DEFENSIVE ASSISTANT // <i>Falcons</i>
2007	DEFENSIVE BACKS // <i>James Madison</i>
2006	DEFENSIVE BACKS // <i>Georgia Southern</i>
2005	WIDE RECEIVERS // <i>C. Michigan</i>
2003-04	SAFETIES // <i>C. Michigan</i>
2002	WIDE RECEIVERS // <i>C. Michigan</i>
2001	GRADUATE ASSISTANT // <i>Georgia</i>
2000	GRADUATE ASSISTANT // <i>C. Michigan</i>
1999	STUDENT ASSISTANT // <i>C. Michigan</i>

In 2006, Danna coached the defensive backfield for Georgia Southern University under VanGorder who spent the season as the Head Coach of the Eagles. The following year, Danna coached the same position for the James Madison Dukes as the team reached the first round of the postseason. Danna was also responsible for guiding Tony Lezotte who graduated the university as a four-time All-America selection.

A native of Midland, Michigan, Danna graduated from Midland High School and was an all-state selection in football while participating in basketball and baseball. He earned his bachelor's degree in Elementary Education and Social Sciences with a Language Arts minor from Central Michigan. Danna followed the footsteps of his father who was a Head Coach at Michigan Tech University and Northwood University, both Division II schools.

Danna and his wife, Nicole, have two sons, Luke (two), and Zack (one). He enjoys spending time with his family in his spare time.

**PAUL DUNN****ASSISTANT OFFENSIVE LINE**

Paul Dunn returns for his second season as the Falcons Assistant Offensive Line Coach after spending 25 years coaching in the collegiate ranks, including 22 years of coaching the offensive line.

In his first season as the Falcons Assistant Offensive Line Coach, the offensive line unit paved the way for the NFL's second ranked rushing offense (152.7 yards per game) and Pro Bowl running back Michael Turner. Turner ranked second in the NFL in rushing (1,699 yards) in 2008, marking the third highest rushing total in Falcons history. Under the guidance of Dunn, the offensive line also assisted in Turner crossing the goal line a franchise-high 17 times and passing the 200-yard plateau on two occasions. The Falcons' offensive line also provided time for NFL Rookie of the Year QB Matt Ryan as he threw for 3,440 yards (on 265 of 434 passing) with 16 touchdowns. Ryan's production could be credited to the fact that the Falcons' offensive line allowed a franchise-low of 17 sacks, surpassing the previous mark of 25 (1982). The 17 sacks on 434 pass attempts were equivalent to allowing one sack per every 25.5 plays, which also set a new franchise mark, surpassing the previous bests of one sack per every 17.1 plays (1997, 1994).

Prior to joining the Falcons, Dunn served as the Offensive Line Coach (2005-2007) for the Pittsburgh Panthers, his alma mater. In 2007, Pitt's offensive line paved the way for freshman running back LeSean McCoy to rush for 1,328 yards while breaking freshman records in touchdowns (14) and points (90), which were previously held by Tony Dorsett.

The Panthers ranked 16th nationally in 2006 in fewest tackles for loss allowed (4.5 per game) under the guidance of Dunn.

Before returning to Pittsburgh, Dunn was the Running Game Coordinator and Offensive Line Coach for the Kentucky Wildcats from 2003-04.

DUNN'S COACHING BACKGROUND:

2008-09	ASSISTANT OFFENSIVE LINE // <i>Falcons</i>
2005-07	OFFENSIVE LINE // <i>Univ. of Pittsburgh</i>
2003-04	RUN GAME COOR./OFF. LINE // <i>Kentucky</i>
1998-02	RUN GAME COOR./OFF. LINE // <i>Kansas St.</i>
1996-97	OFFENSIVE LINE // <i>Vanderbilt</i>
1994-95	OFFENSIVE LINE // <i>Univ. of Cincinnati</i>
1990-93	OFFENSIVE LINE // <i>Maine</i>
1989	OFFENSIVE LINE // <i>Rutgers</i>
1986-88	OFFENSIVE LINE // <i>Edinboro</i>
1984-85	GRADUATE ASSISTANT // <i>Penn State</i>
1983	GRADUATE ASSISTANT // <i>Univ. of Pitt.</i>

Dunn has also registered a five-year coaching stint at Kansas State University as the Running Game Coordinator and Offensive Line Coach. During Dunn's tenure, the Wildcats ranked among the nation's top five in scoring four times, including a national-best 48 points per game in 1998. Dunn coached four Kansas State players who earned All-America honors, including first-team honoree Nick Leckey. Additionally, Ryan Lijia earned All-Big 12 honors and was a starting guard for the Super Bowl Champion Indianapolis Colts during the 2006 season.

He earned his coaching start at Pittsburgh as a Graduate Assistant in 1983, prior to joining the Penn State Nittany Lions as a Graduate Assistant under head coach Joe Paterno (1984-1985).

A three-year letterman during his collegiate career at Pitt (1978-82), Dunn was a member of four teams that finished in the Top 10, including two that finished second in at least one major poll. The Panthers went 11-1 in three consecutive years (1979-81), including the 1980 campaign when Pitt was named the nation's top team by the *New York Times*.

Dunn and his wife, Melody, have been married 24 years and have three children, two daughters, Katlyn and Kelsey, and one son, Casey.



RAY HAMILTON
DEFENSIVE LINE

Ray Hamilton enters his second season as Defensive Line Coach for the Atlanta Falcons, after spending five seasons (2003-07) in the same position with the Jacksonville Jaguars. Hamilton worked closely with Head Coach Mike Smith who served as Defensive Coordinator for Jacksonville from 2003-07. Hamilton is a longtime NFL coaching veteran who is entering his 23rd year in the coaching ranks in addition to his nine seasons as a player.

Last year, Hamilton's work with DE John Abraham enabled Abraham to tally a franchise record and career-best 16.5 sacks. Abraham also led all Falcons defensive linemen with 42 tackles in addition to four forced fumbles and one pass defended. Defensive tackle Jonathan Babineaux emerged as a force in the interior of the defensive front in '08 with Hamilton's assistance. Babineaux collared a career-high 3.5 sacks and ranked fourth in the NFL in tackles for loss (9.5) according to STATS, Inc. Under the tutelage of Hamilton, the defensive line recorded 31 of the team's 34 sacks.

The Jaguars defense ranked fourth in the NFL from 2003-2007 in yards per game (300.1) and fourth in scoring defense (18.2). The defensive line also posted 180 sacks in that same time frame led by Pro Bowlers Marcus Stroud and John Henderson.

During the 2007 campaign, Jacksonville's defense ranked sixth in the AFC in points allowed per game (19.0) while ranking fifth in the conference in rushing defense (100.3). The Jaguars also held opponents to 17 points or less in 10 of 16 games, which tied for the most in the NFL with three other teams.

In 2006, Hamilton guided defensive end Bobby McCray who developed into one of the AFC's top pass rushers as he led Jacksonville with a career-high 10 sacks. The defensive line combined for 29.5 sacks, ranking fourth in the NFL in rushing yards allowed per game.

HAMILTON'S COACHING BACKGROUND:

2008-09	DEFENSIVE LINE // <i>Falcons</i>
2003-07	DEFENSIVE LINE // <i>Jaguars</i>
2001-02	DEFENSIVE LINE // <i>Browns</i>
2000	DEFENSIVE LINE // <i>Jets</i>
1997-99	DEFENSIVE LINE // <i>Patriots</i>
1995-96	DEFENSIVE LINE // <i>Jets</i>
1993-94	DEFENSIVE LINE // <i>Raiders</i>
1992	DEFENSIVE LINE // <i>Univ. of Tennessee</i>
1991	DEFENSIVE LINE // <i>Buccaneers</i>
1990	HEAD COACH // <i>Bay State Titans</i>
1985-89	ASSISTANT DEFENSIVE LINE // <i>Patriots</i>

Prior to joining Jacksonville, Hamilton spent two seasons as the Defensive Line Coach for the Cleveland Browns from 2001-02. In his first season with Cleveland, the Browns tied for fourth in the AFC with 43 sacks. For three seasons, Hamilton served as New England's Defensive Line Coach from 1997-99 and joined the New York Jets staff in 2000. His 1998 defensive line tallied 25 of the team's 36 sacks, the seventh-best total in the NFL.

In 1995, Hamilton joined the Jets in his first stint with the team as the Defensive Line Coach. He guided defensive end Hugh Douglas, who was named the 1995 NFL Defensive Rookie of the Year. From 1993-94, Hamilton was a member of the Los Angeles Raiders where he developed Chester McGlockton and a defensive line that combined for 83 sacks in his two seasons with the Silver & Black.

Hamilton spent his only season in the collegiate ranks with the University of Tennessee in 1992 as the Defensive Line Coach, following stints as the Defensive Line Coach with the Tampa Bay Buccaneers (1991) and the Head Coach of the Bay State Titans (1990), a semi-pro team that featured defensive tackle Eric Swann, the sixth overall choice in the 1991 NFL Draft.



Hamilton began his coaching career in 1985, spending five seasons as an Assistant Defensive Line Coach with the New England Patriots. He helped the Patriots reach their first AFC Championship title and a Super Bowl XX appearance.

A 14th-round draft choice by the Patriots, Hamilton was a fixture on the New England defensive line from 1973-81 while establishing rookie records with seven sacks. "Sugar Bear" went on to start a team record 110 consecutive games and currently ranks fifth on the Patriots' all-time sack list with 54.

Hamilton was born on January 20, 1951 in Omaha, NE. He graduated from Oklahoma with a degree in business and was named all-conference as a defensive tackle as a junior and senior. Hamilton received a master's degree in public administration in 1977 from Suffolk University while playing for the Patriots.

Hamilton and his wife, Phyllis, have two sons, Kadar, and Damon.



COACH RAY HAMILTON



BILL MUSGRAVE
QUARTERBACKS

The Falcons will lean heavily on Bill Musgrave's 17 years of experience as a NFL player and coach to guide the team's quarterbacks again in 2008. Under Musgrave's tutelage, quarterback Matt Ryan played like a seasoned veteran last year, earning NFL Offensive Rookie of the Year honors by the *Associated Press* and *Sporting News* en route to leading the Falcons to the playoffs.

Ryan's accomplishments included a 61.1 season completion percentage (sixth-best ever by a Falcons QB in a single-season), 12.98 yards per completion (second in NFL), nine consecutive games with 200-plus yards passing, nine games with zero interceptions, and nine contests with a passer rating of 94.1 or higher. In addition, he became only the second rookie signal-caller to ever throw for over 3,000 yards in a single-season (Peyton Manning in 1998). To top off his excellent rookie campaign, Ryan established a NFL rookie postseason record with 26 completions along with a pair of scoring passes versus the eventual NFC Champion Arizona Cardinals.

Before coming to Atlanta four years ago, Musgrave helped QB Mark Brunell and the 2005 Washington Redskins reach the playoffs and defeat the NFC South Champion Buccaneers in Tampa. That season, Brunell passed for a career-high 23 touchdowns, the most by a Redskins signal-caller since 1999.

Musgrave's own six-year pro career as a quarterback began as a fourth round draft choice by the Dallas Cowboys in 1991. He played for the San Francisco 49ers from 1991-94, serving as a back-up to Joe Montana and Steve Young, while also learning his craft from the likes of coaches Mike Holmgren and Mike Shanahan. He was a member of the 49ers' Super Bowl XXIX winning team in 1994. Musgrave followed Shanahan and Gary Kubiak to Denver to play behind John Elway from 1995-96.

MUSGRAVE'S COACHING BACKGROUND:

- 2006-09 **QUARTERBACKS** // *Falcons*
- 2005 **QUARTERBACKS** // *Redskins*
- 2004 **OFF. COOR./QUARTERBACKS** // *Jaguars*
- 2003 **OFFENSIVE COORDINATOR** // *Jaguars*
- 2001-02 **OFF. COOR./QUARTERBACKS/TE'S** // *Virginia*
- 2000 **OFF. COOR./QUARTERBACKS** // *Panthers*
- 1999 **QUARTERBACKS** // *Panthers*
- 1998 ***OFFENSIVE COORDINATOR** // *Eagles*
- 1997 **QUARTERBACKS** // *Raiders*

** final 10 games*

Musgrave was a four-year starting quarterback and three-year captain at Oregon from 1987-90. In addition to taking the Ducks to their first bowl games in 26 years in 1989 and 1990, he finished his collegiate career as Oregon's all-time leader in passing and total offense, while establishing 15 school records. His 60 passing touchdowns ranked second only to Elway in PAC-10 history.

A member of both the University of Oregon and state of Colorado Hall of Fames, Musgrave was born November 11, 1967 in Grand Junction, Colorado. He received the prestigious Denver Post's Gold Helmet Award for 1985, as well as being named the Colorado High School Athlete of the Year after a stellar three-year career in basketball, track, baseball and football at Grand Junction High School.

He and his wife, Neely, have four children.



GLENN PIRES
LINEBACKERS

Glenn Pires enters his 14th season in the NFL and his second as the Falcons Linebackers Coach. He spent five seasons (2003-07) with the Miami Dolphins staff and coached the likes of Pro Bowlers Zach Thomas and Joey Porter along with four-year veteran Channing Crowder.

In his first season at the helm of the Falcons linebacker corps, Pires assisted rookie middle linebacker Curtis Lofton in getting acclimated to the NFL. Lofton, the second round pick (37th overall) out of Oklahoma, was one of four Falcons to post over 100 tackles (108). His 108 stops ranked second among all first year players according to STATS, Inc. Pire's leadership enabled Lofton to earn All-Rookie honors from *Sporting News* and *Pro Football Weekly*. Pires also received contributions from Coy Wire and Stephen Nicholas in his first season with the Falcons. Wire started four games at outside linebacker and logged 24 tackles and one pass defended. Nicholas posted nine tackles, two passes defended and one sack in 16 games and will be asked to take on a bigger role in the defense in 2009. Recently acquired LB Mike Peterson will add a veteran presence to the Falcons linebacking corps this season. Peterson has logged 1,365 tackles, 19.5 sacks, 15 interceptions, seven fumble recoveries and five forced fumbles in his 10-year career.

Pires started his tenure with the Dolphins as the Assistant Defensive Line Coach from 2003-04 and coached Pro Bowl defensive ends Jason Taylor and Adewale Ogunleye. Before joining the Dolphins, he spent each of the previous two years (2001-02) as Linebackers Coach with the Detroit Lions. He got his start in the NFL coaching ranks tutoring the linebackers with the Arizona Cardinals in 1996 while spending the next five seasons at that post.

A four-year letterman as an offensive lineman at Springfield College (Massachusetts), Pires

PIRES' COACHING BACKGROUND:

2008-09	LINEBACKERS // Falcons
2007	ASSISTANT LINEBACKERS // Dolphins
2005-06	DEF. QUALITY CONTROL // Dolphins
2003-04	ASSISTANT DEFENSIVE LINE // Dolphins
2001-02	LINEBACKERS // Lions
1996-00	LINEBACKERS // Cardinals
1995	OUTSIDE LBs/RECRU. COOR. // Mich. St.
1991-94	OUTSIDE LINEBACKERS // Syracuse
1989-90	DEFENSIVE LINE // Syracuse
1985-88	DEFENSIVE LINE/LBs // Dartmouth

earned his bachelor's degree in education from the school in 1980. He started his coaching career as an Assistant Coach at Melrose High School (Massachusetts). In 1983, he spent two seasons as a Graduate Assistant for Syracuse University before moving on to Dartmouth College where he served as the Defensive Line/Linebackers Coach from 1985-88. Pires returned to Syracuse in 1989 and coached the Orange Defensive line for two seasons before handling outside linebackers from 1991-94. His last stop in the collegiate ranks came at Michigan State University where he coached Outside Linebackers and handled recruiting duties in 1995.

A native of New Bedford, Mass., Pires and his wife, Lynn, have one daughter, Jackie and one son, Michael.



ALVIN REYNOLDS
DEFENSIVE BACKS

Alvin Reynolds begins his second season as Defensive Backs Coach with the Atlanta Falcons after spending the previous five seasons (2003-07) in the same role with the Jacksonville Jaguars and Falcons Head Coach Mike Smith.

In his first season with the Falcons, the secondary recorded 76 passes defended and 10 interceptions. The team's 76 passes defended rank eighth all-time in Falcons history and were the most since 2004 (80). Second-year cornerback Chris Houston recorded a career and team-high 16 passes defended, while newcomer S Erik Coleman logged a team-high three interceptions and posted a career-best 127 tackles with Reynolds help. Rookie cornerback Chevis Jackson also contributed with 33 tackles, five passes defended and one interception.

During his tenure with the Jaguars, Reynolds guided a secondary that ranked fourth in the AFC after totaling 20 interceptions (tying a team record) in 2007, led by rookie safety Reggie Nelson's five picks. In 2006, cornerback Rashean Mathis led the club with a team-record eight interceptions en route to a Pro Bowl bid as Jacksonville set a franchise high with 20 INTs.

Jacksonville's defensive unit ranked fourth in overall defense from 2003-07 allowing an average of only 296.6 yards per game. The unit also ranked third in opponents points allowed (16.1) and fifth in rushing defense (99.3) from 2003-06. Working under the direction of Jaguars Head Coach Jack Del Rio and Defensive Coordinator Mike Smith, Reynolds and the secondary were part of a defense that allowed 283.6 yards per game in 2006, which ranked second in the NFL and set a franchise record. Jacksonville also allowed a NFL-low 11 points per game on their home turf.

Reynolds holds 25 years of previous coaching experience, 16 of which came in the NFL. Prior

REYNOLDS' COACHING BACKGROUND:

- 2008-09 **DEFENSIVE BACKS** // *Falcons*
- 2003-07 **DEFENSIVE BACKS** // *Jaguars*
- 1999-02 **DEFENSIVE ASSISTANT** // *Panthers*
- 1996-98 **SECONDARY** // *Ravens*
- 1993-95 **DEFENSIVE ASSISTANT** // *Broncos*
- 1990-92 **ASST. Hd COACH/SECON.** // *Indiana St.*
- 1983-89 **SECONDARY** // *Indiana State*
- 1982 **GRADUATE ASSISTANT** // *Indiana State*

to joining the Jaguars, he served as a Defensive Assistant for the Carolina Panthers for four seasons (1999-2002). He was present with the Baltimore Ravens for its first three seasons in franchise history (1996-98) as the Secondary Coach and started his NFL career with the Denver Broncos (1993-95).

Throughout his career, Reynolds has worked with the likes of safeties Steve Atwater and Dennis Smith in Denver and Hall of Famer Rod Woodson in Baltimore. With the Panthers, he worked with then-Defensive Coordinator Jack Del Rio, helping with tape breakdown, game plan preparation and statistical tendencies. He also worked with the Carolina secondary.

In 1982, Reynolds joined his alma mater, Indiana State, as a graduate assistant. He was named the team's Secondary Coach in 1983 and served in that capacity before becoming an Assistant Head Coach and Recruiting Coordinator in addition to coaching the secondary in 1990. He coached two All-America players, including former NFL cornerback Vencie Glenn.

Reynolds was a standout strong safety at Indiana State (1978-1981) and received two votes for the Heisman Trophy as a senior. He totaled 225 career tackles while adding 21 passes defended, five fumble recoveries and five interceptions.



In addition, Reynolds was the president of the University Club and served as a member of several groups, including the President's Committee on Ethnic Diversity, the Indiana Black Expo, the Charles T. Hyatt University Center and the Minority Students Retention Program Committee. While in Denver, he was active in 100 Black Men of America, which emphasizes education and job training.

A native of Pineville, Louisiana, Reynolds attended West Jefferson High School in Harvey, La. He was an All-America selection and a two-time Most

Valuable Player on the track team. He earned a degree in business management from Indiana State in 1982 and a Master's degree in political science from the school in 1990.

Reynolds has three children, son, Alvin Reynolds, Jr, a graduate of Notre Dame University, and daughters, Isabella, and Ana Gabriella.



COACH ALVIN REYNOLDS



TERRY ROBISKIE
WIDE RECEIVERS

Terry Robiskie's commanding presence and impressive coaching techniques were on full display in his first year in Atlanta. This 28-year coaching veteran had a profound influence on the Falcons wide receiving core in 2008.

Robiskie's receivers helped the offense set a team record for net yards gained with 5,779 on the heels of their 3,336 net yards passing output. But his group also aided the ground game with their solid blocking down the field for Falcons runners (2,443 yards rushing, 152.7 average per game) as Michael Turner earned his first Pro Bowl nod with 1,699 yards rushing.

With Robiskie's help, Roddy White emerged as one of the NFL's most dangerous receivers while fellow partner Michael Jenkins improved his game exponentially each week. White earned his first Pro Bowl invitation by breaking the Falcons single-season receiving yardage record that stood since 1981 (Alfred Jenkins) with 1,382 yards. In the process, he became the first receiver in team history to post back-to-back 1,200-plus yard seasons. White also set career-bests in receptions with 88 and 100-yard games with seven while adding seven touchdowns under the persistent tutelage of Robiskie. He also led the NFL in the all-important category of third down receiving yards (516) while finishing second in the League in third down catches (29).

Jenkins turned into more of a reliable target for rookie quarterback Matt Ryan in his fifth season in Atlanta. "Jenks" averaged a career-high 15.5 yards per catch on a personal-best 777 receiving yards with 50 catches (second-highest total in a season). Robiskie's coaching also improved the play of rookie Harry Douglas, who chipped in with 23 receptions for 320 yards.

Robiskie's lengthy resume includes stints as Offensive Coordinator (1989-1993 and 2004) and

ROBISKIE'S COACHING BACKGROUND:

- 2008-09 **WIDE RECEIVERS** // Falcons
- 2007 **WIDE RECEIVERS** // Dolphins
- 2005-06 **WIDE RECEIVERS** // Browns
- 2004 **INTERIM Hd COACH (5 GAMES)** // Browns
- 2004 **OFFENSIVE COORDINATOR** // Browns
- 2001-03 **WIDE RECEIVERS** // Browns
- 2000 **INTER. HEAD COACH (3 GAMES)** // Redskins
- 1999-00 **PASSING GAME COORDINATOR** // Redskins
- 1994-98 **WIDE RECEIVERS** // Redskins
- 1989-93 **OFFENSIVE COORDINATOR** // Raiders
- 1988 **TIGHT ENDS** // Raiders
- 1985-87 **ASST. RUNNING BACKS COACH** // Raiders
- 1982-84 **ASST. SPECIAL TEAMS** // Raiders

Interim Head Coach on two occasions (2000 and 2004) during his time in the NFL. Prior to coming to Atlanta, Robiskie served as the Wide Receivers Coach with the Miami Dolphins.

Before his time in Miami, Robiskie spent six seasons with the Cleveland Browns where he served in three different roles. In 2001 he joined the Browns as the team's Wide Receivers Coach and guided Kevin Johnson to a 1,000-yard campaign, which included nine touchdowns. In 2004, he was promoted to Offensive Coordinator and went on to serve as Cleveland's Interim Head Coach for the final five games of the season. He earned a victory in a 22-14 decision in the season finale on January 2, 2005 against the Houston Texans. Robiskie oversaw Browns wide receivers in his final two seasons with the team from 2005-06. Wide receiver Antonio Bryant logged 1,009 yards and four touchdowns on 69 receptions in 2005 which was his most productive season in his career. In 2006, second-year wide receiver Braylon Edwards nearly doubled his receiving totals from his rookie season as he caught 61 passes for 884 yards. His six touchdowns also doubled his total from 2005.



From 1994-2000, Robiskie served as the Wide Receivers Coach (1994-98) and Passing Game Coordinator (1999-2000) for the Washington Redskins. He was also named Washington's Interim Head Coach for the final three games of the 2000 season, earning his first NFL victory as a Head Coach in a 20-3 outcome in the season finale against Arizona. In Robiskie's seven years with the Redskins, there were five different individual 1,000-yard receiving seasons, including one each by Michael Westbrook (1,191) and Albert Connell (1,132) in 1999. With Robiskie as the Passing Game Coordinator in 1999, Brad Johnson was voted to the NFC Pro Bowl squad as he threw for 4,005 yards, the second-highest total in franchise history. Robiskie earned his start in the NFL with the then Los Angeles Raiders in 1982 where he coached with the team for 12 seasons. During that time, he served in a variety of roles with the Silver & Black including Assistant Special Teams Coach (1982-84), Assistant Running Backs Coach (1985-87), Tight Ends Coach (1988) and Offensive

Coordinator (1989-1992). The team made seven playoff appearances, won four division titles and defeated the Washington Redskins in Super Bowl XVIII, during Robiskie's tenure.

A native of Edgard, La., Robiskie lettered four years as a running back at LSU. As a senior in 1976, he was named the Southeastern Conference MVP and his likeness is up on the wall of the Superdome as a member of the Louisiana Sports Hall of Fame. The Raiders selected him in the eighth-round of the 1977 NFL Draft. He went on to play the next three seasons with the team (1977-79) before joining the Miami Dolphins in 1980 where he spent two years.

Robiskie and his wife, Cynthia, have three sons, Brian, Andrew and Kyle. Brian finished his senior season as a wide receiver at Ohio State and was selected in the second round (36th overall) of the 2009 NFL Draft by the Cleveland Browns. Andrew is in his second season as a center for the SMU Mustangs under former Falcons Head Coach and player June Jones.



COACH TERRY ROBISKIE



CHRIS SCELFO
TIGHT ENDS

Chris Scelfo returns for his second season as Tight Ends Coach with the Falcons and his second season in the NFL. The 22-year coaching veteran came to Atlanta after spending eight seasons as one of the most successful Head Coaches at Tulane University.

Scelfo led the Falcons tight end unit to a highly productive season in both the passing game and the ground attack. Justin Peelle hauled in 15 receptions for 159 yards and two touchdowns. Coupled with Ben Hartsock, the two blocked for the League's second-best rusher in Michael Turner (1,699 yards).

In 2006, Scelfo became Tulane's career leader for games coached with 94 and ranks second among coaches in victories with 37. He is the only Green Wave Head Coach in the school's history with two bowl victories after guiding the university to wins in the 1998 Liberty Bowl and the 2002 Hawaii Bowl. Less than a month after he was hired to lead Tulane (1998), the Green Wave's victory over BYU in the Liberty Bowl capped a perfect 12-0 campaign.

During his tenure at Tulane, Scelfo sent nine players to the NFL, including first round draft picks quarterbacks Patrick Ramsey (2002) and J.P. Losman (2004). His teams performed well in the classroom too, as the Head Coach logged an average graduation rate of 75 percent (2003-06).

In Scelfo's two previous coaching stops at the University of Georgia (1996-98) and Marshall (1990-95), his teams advanced to postseason in seven of nine seasons while registering eight winning records.

At Georgia, Scelfo served as the Assistant Head Coach/Offensive Line Coach while the Bulldogs recorded a 23-11 mark with appearances in the Outback Bowl (1997) and Peach Bowl (1998). He

SCELFO'S COACHING BACKGROUND:

- 2008-09 **TIGHT ENDS** // *Falcons*
- 1998-06 **HEAD COACH** // *Tulane*
- 1996-98 **ASST. HEAD COACH/OFF. LINE** // *Georgia*
- 1993-95 **OFF. COORD./OFFENSIVE LINE** // *Marshall*
- 1990-92 **OFFENSIVE LINE** // *Marshall*
- 1988-89 **GRADUATE ASSISTANT** // *Oklahoma*
- 1986-87 **GRADUATE ASSISTANT** // *NE Louisiana*

coached three offensive linemen who were first or second round NFL draft picks, including first-round selection Matt Stinchcomb and second-rounders Adam Meadows and Chris Terry.

During Scelfo's time at Marshall, the Thundering Herd reached the I-AA national semifinals five times, the national finals four times and won the 1992 national championship. He coached the Offensive Line from 1990-92 and was promoted to Offensive Coordinator from 1993-95, as well as maintaining his offensive line duties. As Offensive Coordinator, Marshall led the Southern Conference in scoring all three years while grabbing the top spot in total offense for two seasons.

Scelfo began his coaching career as a Graduate Assistant at his alma mater, now the University of Louisiana at Monroe. The Indians won the I-AA national title in 1987, which came on the heels of his playing career at the school then known as Northeast Louisiana. From 1988-98, Scelfo was a Graduate Assistant at Oklahoma.

At NLU, Scelfo was a three-year letterman at center who served as a captain his senior season.

Scelfo and his wife, Nancy, have one daughter, Sarah Beth, and one son, Joseph. He is the co-author of *Fourth And New Orleans*, the story of the Tulane Green Wave during and after Hurricane Katrina and is also a member of the Italian-American Hall of Fame.



ERIC SUTULOVICH
ASSISTANT SPECIAL TEAMS

Eric Sutulovich comes to the Falcons in his first season as Assistant Special Teams Coach and will work closely with Special Teams Coordinator Keith Armstrong.

Sutulovich has logged five previous seasons in the NFL including a one-year stint as Offensive Assistant with the Detroit Lions last year. He originally entered the League with the Houston Texans in its inaugural season as the Assistant Special Teams Coach and stayed for four total seasons (2002-05). Over that four-year span, the Texans ranked first in the League in punts downed inside the 20-yard line (120), fourth in opponent punt return yard average (7.4), sixth in the AFC in kickoff touchbacks (30) and seventh in the conference in kickoff return average (22.1).

In-between his time with the Texans and Lions, Sutulovich spent one season as a Football Assistant for the University of Kansas. He also spent time in the collegiate ranks with Fort Scott Community College as the Offensive Coordinator (2001), the University of Pittsburgh as the Offensive Graduate Assistant (2000-01) and Louisiana Tech as the Offensive Graduate Assistant from 1997-99.

SUTULOVICH'S COACHING BACKGROUND:

2009	ASSISTANT SPECIAL TEAMS // Falcons
2008	OFFENSIVE ASSISTANT // Lions
2006	FOOTBALL ASST. // University of Kansas
2002-05	ASSISTANT SPECIAL TEAMS // Texans
2001	OFF. COORD. // Fort Scott Comm. College
2000	ASST. HEAD COACH/OFF. COORD. // Casper Cavalry
1997-99	OFF. GRADUATE ASST. // Louisiana Tech

In his time at Pittsburgh, the Panthers finished third in the Big East Conference and competed in the 2000 Insight.com Bowl. The Pittsburgh offense ranked seventh nationally in pass efficiency and 18th in total passing.

In 2000, Sutulovich served as the Assistant Head Coach and Offensive Coordinator for the Indoor Football League's Casper Cavalry.

Sutulovich and his wife, Melissa, have two daughters, Sage (5) and Ellie (3) and one son, Maddox (1).



GLENN THOMAS
OFFENSIVE ASSISTANT

At the age of 25, Glenn Thomas was already serving as an Offensive Coordinator for Midwestern State just three seasons after serving as a Graduate Assistant for the Mustangs. The 11-year coaching veteran continues to apply that same hard-working attitude and dedication to the NFL in his second season with the Falcons as Offensive Assistant.

Thomas assisted Offensive Coordinator Mike Mularkey as the Falcons offense soared to new heights in 2008. The offense finished the season ranked second in the NFL in rushing offense (152.7 yards per game) and ranked sixth in total offense (361.2 yards per game). The offense had three players earn postseason awards with QB Matt Ryan earning *Associated Press* and *Sporting News* Rookie of the Year, and both RB Michael Turner and WR Roddy White earning their first Pro Bowl selections.

From 2001-07, Thomas spent his coaching tenure at Midwestern State. As a Graduate Assistant coaching wide receivers (2001-04), the Mustangs won the Lone Star North Division Championship in his first season while ranking third in the NCAA in total offense, averaging 523.6 yards per game. Thomas oversaw the school's passing game and quarterbacks in the 2004 campaign and helped guide MSU to its first NCAA playoff appearance in school history while recording an 8-3 record. That same season, Mustangs quarterback Daniel Polk earned Freshman of the Year honors.

Thomas transformed Midwestern State's offense into a powerhouse while serving as Offensive Coordinator from 2005-07. In 2006, the team led all Division II teams with 470.1 yards of total offense per game, but more impressively led the entire NCAA in total offense (550.0 yards per game) and rushing (317.0 yards per game) in 2007. The Mustangs' scoring offense averaged 44.5 points per game and the team's plus-15 turnover margin ranked sixth in the NCAA. In 2007, Polk also earned first team All-America honors.

THOMAS' COACHING BACKGROUND:

- 2008-09 **OFF. ASSISTANT** // *Falcons*
- 2005-07 **OFF. COORD./QBs** // *Midwestern St.*
- 2004 **OFF. COORD.** // *Wichita Falls Thunder*
- 2001-04 **GRADUATE ASSISTANT** // *Midwestern St.*
- 1998-01 **STUDENT ASSISTANT** // *Texas Tech*

Thomas worked diligently to perfect his craft as the Texas Tech graduate found time to work with the Baltimore Ravens in-between seasons at Midwestern State. He was responsible for working with wide receivers (2002-03, '05) and during his last year with the Ravens he helped out with Baltimore's quarterbacks along with current UCLA Head Coach Rick Neuheisel. It was also at Baltimore where he was introduced to current Falcons Head Coach Mike Smith. Thomas must have attracted Smith's eye as the two also worked together during Smith's tenure with the Jacksonville Jaguars. For one season (2004), Thomas also served as the Offensive Coordinator for the Wichita Falls Thunder, a National Indoor Football League team that competed during the summer months.

Following his graduation from Texas Tech, Thomas began his coaching career as a Student Assistant from 1998-2001. With the Red Raiders, he assisted in the supervision of the daily performance of running backs and took care of day-to-day operations such as pre-practice, post-practice and station work.

A native of Eastland, Texas, Thomas was an all-district selection in football, basketball and baseball at Eastland High. He is married to the former Felicia Gooch.



HEAD COACHES RECORDS

REGULAR SEASON

COACH	SEASONS	YEARS	W	L	T	PCT
Norb Hecker	3	1966-68	4	26	1	.145
Norm Van Brocklin	7	1968-74	37	49	3	.433
Marion Campbell	6	1974-76, 87-89	17	51	0	.250
Pat Peppler*	1	1976	3	6	0	.333
Leeman Bennett	6	1977-82	46	41	0	.516
Dan Henning	3	1983-86	22	41	1	.352
Jim Hanifan*	1	1989	0	4	0	.000
Jerry Glanville	4	1990-93	27	37	0	.424
June Jones	3	1994-96	19	29	0	.396
Dan Reeves	7	1997-03	49	59	1	.454
Wade Phillips*	1	2003	2	1	0	.667
Jim Mora	3	2004-06	26	22	0	.542
Bobby Petrino	1	2007	3	10	0	.300
Emmitt Thomas*	1	2007	1	2	0	.333
Mike Smith	1	2008	11	5	0	.688

PRESEASON

Norb Hecker	3	1966-68	4	10	1	.267
Norm Van Brocklin	7	1968-74	16	16	0	.500
Marion Campbell	6	1974-76, 87-89	9	15	0	.375
Leeman Bennett	6	1977-82	10	17	0	.370
Dan Henning	3	1983-86	7	9	0	.438
Jerry Glanville	4	1990-93	8	8	0	.500
June Jones	3	1994-96	7	6	0	.538
Dan Reeves	7	1997-03	16	13	0	.552
Jim Mora	3	2004-06	8	5	0	.615
Bobby Petrino	1	2007	3	1	0	.750
Mike Smith	1	2008	2	2	0	.500

POSTSEASON

Leeman Bennett	6	1977-82	1	3	0	.250
Jerry Glanville	4	1990-93	1	1	0	.500
June Jones	3	1994-96	0	1	0	.000
Dan Reeves	7	1997-03	3	2	0	.600
Jim Mora	1	2004	1	1	0	.500
Mike Smith	1	2008	0	1	0	.000

OPENING DAY GAMES

Norb Hecker	3	1966-68	0	3	0	.000
Norm Van Brocklin	7	1968-74	5	1	0	.833
Marion Campbell	6	1974-76, 87-89	0	5	0	.000
Leeman Bennett	6	1977-82	5	1	0	.833
Dan Henning	3	1983-86	3	1	0	.750
Jerry Glanville	4	1990-93	2	2	0	.500
June Jones	3	1994-96	1	2	0	.333
Dan Reeves	7	1997-03	3	4	0	.429
Jim Mora	3	2004-06	3	0	0	1.000
Bobby Petrino	1	2007	0	1	0	.000
Mike Smith	1	2008	1	0	0	1.000

Notes: Hecker was replaced by Van Brocklin after the first three games in 1968. Van Brocklin was replaced by Campbell after the first eight games in 1974. Campbell was replaced by Peppler after the first five games in 1976. Campbell was replaced by Hanifan after the first 12 games in 1989. Reeves was replaced by Phillips for the last three games of 2003. Petrino was replaced by Thomas for the last three game of 2007. *Denotes interim coach.



2009 ATLANTA FALCONS // ALL-TIME ASSISTANT COACHES

Allen, Dennis2002-05
 Alosi, Sal 2006
 April, Bobby1991-93
 Armstrong, Keith.1994-96, 2008
 Barnes, Billy Ray 1971-74
 Barone, Clancy 2004-06
 Bass, Marvin 1997-03
 Bates, Jim1994
 Beake, Fred 2004-06
 Beightol, Larry 1985-86
 Blackmon, Don1997-01
 Boudreau, Paul. 2008
 Brasher, Tommy 1986-89
 Brooks, Rich 1997-00
 Brown, Gerald 2008
 Brown, Greg 1994, 2000-01
 Brune, Fred 1969-76, 1986-89
 Burns, Jack 1997-02
 Cable, Tom 2006
 Campbell, Marion.....1969-74
 Campbell, Scott 1986-89
 Carpenter, Lew 1967-68
 Carr, Jimmy 1990-93
 Champion, Jim.....1977-79
 Christiansen, Jack.1983
 Clausen, Chuck 1986-89
 Colburn, Rocky 1999-05
 Crutchfield, Bill1967
 Crosby, Steve.1983-84, 1986-89
 Dalman, Chris 2004-06
 Daniel, James 1997-03
 Danna, Joe 2008
 Davis, Billy 2001-03
 Davis, Mouse 1994-96
 DeBerg, Steve1999
 DeCamillis, Joe 1997-06
 Dickson, George1966
 Donatelli, Ed 2004-06
 Dostal, George 1983-86
 Dowhower, Rod 1987-89
 Dunn, Paul 2008
 Ecklund, Brad 1966-67
 Elliott, Sam 1983-86
 Fazio, Foge 1988-89
 Fears, Tom1966
 Fish, Jeff 2008
 Fritsch, Ted 1983-86
 Fry, Bob 1967-68, 1983-84
 Gannon, Jonathan..... 2007
 Gansz, Frank 1994-96
 Gibbs, Alex 2004-06
 Gilmer, Harry1970-74
 Glanville, Jerry1977-82
 Griffin, Bob1969-74
 Groh, Al1987
 Haering, Joe 1994-96
 Hamilton, Ray 2008

Hanifan, Jim 1987-89
 Harrison, Bob 1983-86
 Herring, Hal 1966-68
 Hoffman, Steve 2006
 Hugan, Bill 2008
 Humphrey, Claude 1987-89
 Jackson, Bobby 1983-86
 Jackson, Hue 2007
 Jackson, Milt 1994-96
 Jagodzinski, Jeff. 2004-05
 Johnson, Bill2001-06
 Johnson, Billy2006-07
 Johnson, Mike2002-05
 Jones, June1991-93
 Jorgensen, Tim 1987-98
 Jobko, Bill1968
 Kaumeyer, Thom.....2000-01
 Khayat, Ed1975-76
 Knapp, Greg 2004-06
 Kollar, Bill1990-00
 Lavan, Al1975-76
 Lazor, Bill 2003
 Lewis, Will 1995-96
 Lombardi, Joe 2006
 Madden, Joe 1985-86
 Mangurian, Pete .1997, 2001-03
 Marcum, Tim1994
 Marcus, Evan 2007
 Marshall, John 1983-85
 Matuszak, Marv1974-76
 Maxie, Brett 2004-06
 McDonnell, Mike 1978-82
 McDuffie, Wayne.....1982, 1990
 McMahon, Tom2007-08
 Meeks, Ron 1997-99
 Miller, Al 1997-05
 Mularkey, Mike 2008
 Musgrave, Bill 2006-08
 Nelson, Bill1975-76
 Nix, Derrick 2007
 North, John1977-82
 Orr, Jimmy1975-76
 Palcic, Bob 1994-96
 Petrino, Paul 2007
 Phillips, Jim (Red).....1968
 Phillips, Wade2002-03
 Pires, Glenn 2008
 Plumb, Ted1977-79
 Prince, Robert 2004-06
 Puetz, Garry 1983-85
 Puloka, Dave 2007
 Putnam, Duane1969-74
 Rauch, John 1975
 Raye, Jimmy . 1980-82, 1987-89
 Reynolds, Alvin 2008
 Rhome, Jerry 2000
 Richardson, Harold.....1997

Robinson, Jimmy..... 1990-93
 Robiskie, Terry 2008
 Rosburg, Jerry 2007
 Rossley, Tom1990
 Rowen, Keith 1990-93, 2007
 Rust, Rod 1995-97
 Scelfo, Chris 2008
 Sefcik, George1997-01
 Sekanovich, Dan 1983-85
 Shell, Art1997-00
 Sherman, Ray1990
 Shively, Doug. 1977-82, 1990-93
 Simmons, Rennie 1997-03
 Stanley, Jim 1980-82
 Stanton, Jack 1984-85
 Stevens, Gary2001
 Stewart, George2003-06
 Sugarman, Andy 2007
 Summers, Mike 2007
 Symank, John.....1966-68
 Thomas, Emmitt2002-08
 Thomas, Glenn 2008
 VanGorder, Brian2007-08
 Walsh, Bill1975-82
 West, Ed 1998-02
 Whitt Jr., Joe 2007
 Wilson, Ollie . 1991-95, 2002-07
 Wolthausen, Kevin 2007
 Wood, Dick 1978-82
 Xanders, Brian1997-01
 Yowarsky, Walt 1969-70
 Zimmer, Mike 2007

**Falcons Assistant Coaches
 1966-2008*



FRONT OFFICE STAFF



JEFF FISH

DIRECTOR OF ATHLETIC PERFORMANCE

As an innovative General Manager, Thomas Dimitroff did not hesitate to hire Jeff Fish as the Falcons Director of Athletic Performance in 2008. Fish is the only employee among all NFL teams with the unique title as he directs all aspects of Falcons physical development, injury prevention, rehabilitation and nutrition among other responsibilities. This model led to a significant decrease in player surgeries and games missed by starters in Fish's first season with the team.

Fish now enters his second year with Atlanta after spending the previous four seasons (2004-07) as the Head Strength and Conditioning Coach of the Oakland Raiders.

Before joining the Silver & Black, Fish was the Director of Strength and Conditioning at the University of Missouri (2001-03) where he oversaw a program that worked with nearly 500 student-athletes from 20 Missouri sports teams.

Fish's second stint in the NFL came with the Kansas City Chiefs as a Strength and Conditioning Intern in 1998. After one season, he was promoted to Assistant Strength and Conditioning Coach where he served from 1999-2000. He earned his start in the League with the Tampa Bay Buccaneers as a Strength and Conditioning Intern in 1997.

FISH'S COACHING BACKGROUND:

2008-09 **DIR. OF ATHLETIC PERFOR.** // *Falcons*
2004-07 **STRENGTH & COND. COACH** // *Raiders*
2001-03 **DIR. OF STRENGTH & COND.** // *Missouri*
1999-00 **ASST. STRENGTH AND COND.** // *Chiefs*
1998 **STRENGTH & COND. INTERN** // *Chiefs*
1997 **STRENGTH & COND. INTERN** // *Buccaneers*
1995-97 **STRENGTH & COND. COACH** // *Tulsa*
1993-95 **STRENGTH & COND. COACH** // *Kent State*
1991-93 **ASST. STRENGTH & COND.** // *Clemson*
1989 **GRADUATE ASSISTANT** // *W. Michigan*

Fish spent eight seasons in the college ranks with four different schools. The certified strength and conditioning specialist started his coaching journey with Western Michigan University as a Graduate Assistant Strength and Conditioning Coach in 1989. He served as an Assistant Strength Coach at Clemson University from 1991-93 and then moved on to Kent State as the Head Strength and Conditioning Coach from 1993-95. Fish's last stop at the collegiate ranks came at the University of Tulsa where he served as the Head Strength and Conditioning Coach from 1995-97.

The Ithaca, N.Y. native competed as a wide receiver at Western Carolina. Fish and his wife, Rachel, have one daughter, Whitney.



Bill Hughan enters his second season with the Atlanta Falcons as the Assistant Strength and Conditioning Coach. Hughan works closely with Director of Athletic Performance Jeff Fish to ensure the strength and conditioning efforts for the team are met throughout the year.

From 2004-07, Hughan served as the Assistant Strength and Conditioning Coach with the Oakland Raiders under Falcons Director of Athletic Performance Jeff Fish. Hughan also worked with Fish at the University of Missouri from 2001-03 where he assisted in guiding over 500 Missouri student athletes.

Hughan began his coaching career at Yale University as an assistant from 1997-98. He then served as a Graduate Assistant at Columbia University for two years (1999-2000) and in-between the season during the summer, worked with the Omaha Royals, the AAA affiliate of the Kansas City Royals.

HUGHAN'S COACHING BACKGROUND:

- 2008-09 **ASST. STRENGTH & COND.** // *Falcons*
- 2004-07 **ASST. STRENGTH & COND.** // *Raiders*
- 2001-03 **ASST. STRENGTH & COND.** // *Missouri*
- 1999-00 **GRADUATE ASSISTANT** // *Columbia*
- 1997-98 **ASSISTANT** // *Yale*

A native of Oxford, Conn., Hughan attended Springfield College in Massachusetts where he played hockey and earned an undergraduate degree in Exercise Science. He then went on to earn a graduate degree in Applied Physiology at Columbia University.



JONAS BEAUCHEMIN
STRENGTH & CONDITIONING ASSIST.

Jonas Beauchemin joins the Falcons as the team's Strength and Conditioning Assistant, after spending the previous three years with Mike Boyle Strength and Conditioning in Boston, MA. Beauchemin will be working closely with Director of Athletic Performance Jeff Fish.

Beauchemin specialized in professional hockey and NFL combine training during his tenure at Mike Boyle Strength and Conditioning. He worked individually with athletes in baseball, tennis, basketball, rowing, rugby, football, soccer, hockey, and track and field. Beauchemin is also experienced in rehab and reconditioning programs. He has worked with clients on conditions ranging from knee injuries to degenerative disc disease. Beauchemin is a Certified Strength and Conditioning Specialist with the National Strength and Conditioning Association.

BEAUCHEMIN'S COACHING BACKGROUND:

2009 **STRENGTH & COND. ASST.** // *Falcons*

A native of Burlington, VT, Beauchemin is a graduate of Keene State (New Hampshire) College, where he earned his degree in Health Promotion and Fitness. While attending Keene State, Beauchemin was appointed to the position of Senior Fitness Specialist at the college recreation center. He also worked as a Student Assistant Strength and Conditioning Coach within the Keene State Strength and Conditioning Program. Beauchemin designed and implemented the programs for various teams, including the 2006 field hockey team that won the Little East Conference.

ATLANTA FALCONS

**RON MEDLIN**

HEAD ATHLETIC TRAINER

Ron Medlin embarks his 16th season as the Head Athletic Trainer for the Falcons. He will continue to handle the medical needs of the team's athletic training department. Medlin is only the third Head Athletic Trainer in team history. Prior to coming to the Falcons, Medlin was the assistant athletic trainer for the Cleveland Browns from 1989-93. He also served an internship with the Falcons for six seasons in the 1980s. His experience in his field has also extended to the collegiate level where he served as the head football trainer at Memphis University for two years. Medlin holds a B.S. degree in education from N.C. State and a M.S. in physical education from Memphis. He and his wife, Candace, and their son, Stevenson Ronald, and daughter, Mya Angelica, live in Suwanee, Georgia.

**ANDRE TUCKER**

ASSISTANT ATHLETIC TRAINER

Andre Tucker enters his second season with the Falcons as Assistant Athletic Trainer. Along with treating and rehabbing players, Tucker is responsible for assisting Head Athletic Trainer, Ron Medlin, with daily operations. He also assists in ordering supplies and is in charge of hiring summer and seasonal assistants. Prior to joining the Falcons, Tucker spent four seasons with the Jacksonville Jaguars in the same capacity handling team X-Rays and travel preparation. Tucker earned his start in the NFL as a seasonal assistant with the Miami Dolphins from 2003-04. This past offseason, Tucker and his wife, Melinda, welcomed a new born son, Amari. The Tucker family resides in Braselton, Georgia.

**SCOTT KNELLER**

REHABILITATION COORDINATOR

Scott Kneller enters his first season as Rehabilitation Coordinator for the Falcons. His responsibilities include implementing individualized rehabilitation programs for the players while assisting the training staff in the overall care of the team. Prior to joining the Falcons, Kneller served as a physical therapist for Athletes' Performance in Tempe, Arizona from 2007-09. He provided integrated rehabilitation services for many NFL veterans, NFL Scouting Combine invitees as well as players in the NBA, MLB and NHL. Kneller also spent time as a physical therapist for the Mexican National Soccer Team from 2008-09 and traveled with the team during their FIFA World Cup Qualification matches. Kneller and his wife, Amy, reside in Buford, Georgia.





Les Snead begins his 11th season with the Falcons personnel department and the first under his new title of Director of Player Personnel. After taking this new role in January, Snead will oversee both the college and pro scouting efforts and will work closely with Falcons General Manager Thomas Dimitroff. He also plays a day-to-day role in the analysis and evaluation of the Falcons current roster and provides salary value analysis of all player acquisitions, while aiding in the research on how to acquire future free agents.

Snead came to Atlanta from Jacksonville, where he worked in the pro scouting department for the Jaguars from 1995-97. During his NFL career, he has participated in one Super Bowl appearance (with the Falcons) and three Conference Championship Games.



With 19 years of scouting and player personnel experience, Lionel Vital's hard work and dedication will be put to use again for his second season as the Falcons Assistant Director of Player Personnel. Vital continues to work closely with General Manager Thomas Dimitroff on most college scouting matters as he is an integral part of the personnel decision making team. Vital's responsibilities also include evaluating the top 150 college players in a national scouting capacity. He will also grade the top unrestricted NFL free agents at all positions and work on comparatives, as well as special projects with Dimitroff.

From 2005-07, Vital served in his second stint with the Ravens and covered schools across the country as a National Scout while being responsible for reporting on defensive linemen. During his time in Baltimore, he was honored with the inaugural Fritz Pollard Alliance Scouting Award, which is given to

Les played tight end for Auburn from 1992-93 and was part of the Tigers' perfect 11-0 team in 1993. He also earned Southeast Region Academic All-American honors during his college career. This 38-year-old native of Eufaula, Ala., was a graduate assistant at Auburn after his playing days were over. Snead also was an administrative assistant of football operations at his alma mater in 1995.

He holds a bachelors of science degree in Psychology and planned to attend medical school until he was offered a graduate assistant coaching position at his alma mater. While working as a graduate assistant he received a Master's of Education degree. He and his wife, Elizabeth, reside with their son, Logan, and daughter, Cannon, in Braselton, Georgia.

the top African American scout each in the AFC and NFC.

Vital served as the Assistant Director of College Scouting with the New England Patriots from 2001-04 after maintaining duties as a National College Scout in 2000. It was during his tenure with New England that he worked directly with Vice President of Player Personnel Scott Pioli and Falcons General Manager Thomas Dimitroff.

Prior to his stint in New England, Vital spent three seasons as a talent scout with the New York Jets, covering the Southeast region from 1997-99. He entered the scouting ranks with the Cleveland Browns in 1991 and spent five seasons as a talent Scout, after being hired by Head Coach Bill Belichick. Vital followed Belichick and the Browns when the team moved to Baltimore for its inaugural season in 1996, working as a College Scout. For two seasons (1990-91) Vital was the Director of Player Personnel for the Montreal Machine in the World League of American Football.

A native of Loreauville, Louisiana, Vital graduated from Nicholls State and was selected by the Washington Redskins as a running back in the seventh round of the 1985 NFL Draft.

**RAN CARTHON**

PRO SCOUT

Ran Carthon begins his second season with the Falcons as a Pro Scout in charge of advance scouting for 15 teams. Carthon joins the scouting ranks following a three-year playing career in the NFL. Carthon broke into the NFL in 2004 as an undrafted rookie free agent with the Indianapolis Colts. His best campaign came in 2005 when he competed in six games for the Colts and rushed for his first career touchdown against Jacksonville. From 1999-2003, Carthon competed at the University of Florida. Carthon's father, Maurice, currently serves as the Assistant Head Coach for the Kansas City Chiefs. Ran and his wife, Heaven Beiene-Carthon, have two daughters, Raven and Rhea.

**DEJUAN POLK**

PRO SCOUT

DeJuan Polk will enter the 2009 campaign as a Pro Scout for the Falcons in his second stint in that role. He is responsible for scouting all professional leagues, including 15 NFL teams and advance scouting. Last year, Polk served as a College Scout covering the Midwest Region and conferences such as the Big Ten and MAC. Polk started his tenure with the Falcons in 2006 as a Pro Personnel Assistant. He was responsible for assisting the personnel department, coordinating free agent workouts, maintaining the "short-list" and advance scouting of future opponents. The following season, Polk was promoted to Pro Scout for the Falcons and kept the same duties. In 2005, Polk served as the Defensive Tackles Coach at South Carolina State. Polk was a four-year letterman at defensive tackle for Clemson University during his collegiate campaign from 1999-2003.

**DAVID CALDWELL**

DIRECTOR OF COLLEGE SCOUTING

David Caldwell enters his second season with the Falcons as Director of College Scouting. He has served in the NFL for 13 years, 10 of which came with the Indianapolis Colts. Caldwell oversees Atlanta's College Area and Regional Scouts. He also assimilates the information he receives and presents it to General Manager Thomas Dimitroff with a goal to make the NFL Draft as effective as possible. Caldwell is also responsible for scouting the top talent in the country.

From 2006-07, Caldwell was the Western Regional Scout with Indianapolis covering major college football conferences, including the Pac 10, Big 10 and Big 12. Coming from a successful Colts franchise that claimed a victory in Super

Bowl XLI against the Chicago Bears, Caldwell was part of a scouting team that accounted for multiple starters and Pro Bowl players. In 1998, he got his start with Indianapolis, serving as an Area Scout and remained in that role for the following seven seasons. Caldwell covered the Midwest and West Coast regions. In 1996, Caldwell broke into the NFL with the Carolina Panthers as a Scouting Assistant where he spent two seasons. He served as a liaison between the College Scouting Director and multiple Area Scouts while focusing on draft preparations.

Caldwell is a graduate of John Carroll University, earning a Bachelors degree in Finance/Business Administration. He was a two-year letterman as an outside linebacker helping the Blue Streaks to an Ohio Athletic Conference title in 1994. A native of Buffalo, New York, Caldwell and his wife, Joelle, have one son, David Michael II.



Marvin Allen enters his first season with the Falcons as the Eastern Regional Scout. A native of Wichita Falls, Texas, Allen spent the last 16 seasons with the New England Patriots, including his last 12 in the player personnel department as an Area Scout. He was responsible for the collection of data on all prospects in his assigned region. Allen is a graduate of Tulane University and was selected by the Patriots in the 11th round (294th overall) of the 1988 NFL Draft. In four seasons with New England, he rushed for 378 yards and two touchdowns on 94 carries (4.0 avg.).



Mark Olson will begin his 12th year with the Falcons player personnel department in 2009 and his first season as Western Regional Scout after serving five years scouting the West for the club. Prior to joining the college scouting department, he served three years as a pro scout with the team where he was responsible for advance scouting, as well as evaluating players and assisting the club in its preparation for free agent acquisitions. Olson originally joined the Falcons in 1998 as a scouting assistant. His past experience has included stints with the Washington Redskins, Minnesota Vikings, and Montreal of the CFL. Olson graduated from the University of Wisconsin-River Falls with a degree in Journalism in 1996. He earned his masters degree in Sports Management from the University of Minnesota in 1997.



Bob Harrison is in his 14th year as a Falcons scout but also served in a previous coaching role in Atlanta. Harrison was the Falcons Receivers Coach from 1983-86 while coaching two years with the Pittsburgh Steelers (1992-93) and three years with the University of Georgia (1988-91). He was the Receivers Coach at Boston College from 1994-96 and also had coaching stopovers at North Carolina State for two years and Tennessee for seven years. As a player, Harrison was an All-MAC receiver at Kent State. His coaching experience spanned 33 years in college, the NFL and at the high school level. Bob concentrates on the Atlantic Coast part of the country in his scouting duties. He and his wife, Faye, reside in nearby Athens, Georgia.



Shepley Heard begins his fifth season with the Falcons player personnel department and his second year as an Area Scout, responsible for scouting in the Southwest part of the country (Texas, Oklahoma, Arkansas, Kansas, Nebraska and Missouri). Prior to his move West, Shepley served as a scouting assistant in the pro personnel department in 2005 before being promoted to Pro Scout in the spring of 2006. As a Pro Scout, his duties included advance scouting future opponents, watching and grading free agent players as well as scouting the Arena and Canadian Football Leagues. Heard played safety and special teams at the University of Central Oklahoma from 1997 to 2001. He currently resides in Tulsa, Oklahoma.



Bob Kronenberg enters his first season with the Atlanta Falcons as an Area Scout with the responsibility of evaluating college prospects in a regional and national capacity. Kronenberg spent seven seasons with the Georgia Force of the AFL serving as the Assistant Head Coach and Defensive Coordinator from 2003-08. In 2005, the Force defense topped the League in touchdown passes against (67) while the team made an ArenaBowl appearance. Prior to joining the Force staff, he served as an Assistant Coach with the Nashville Kats of the AFL in 2001. Kronenberg attended St. Cloud State (MN) and was a standout in football and track. Following his graduation, he was signed as a rookie free agent by the Tampa Bay Buccaneers in 1993. Kronenberg's playing career also includes four seasons in NFL Europa, three years in the Canadian Football League and a training camp appearance with the Washington Redskins in 1998.



Robinson Payne enters his second season with the Falcons and first as a college scout. In 2009, he will be responsible for covering the Northeast area. Last season, he served as a Pro Scout for the Falcons and was in charge of scouting for 15 teams, the AFL and CFL. Payne's past experience includes a two-year stint with the Ottawa Rough Riders of the CFL from (1996-97) as the Running Backs and Special Teams Coach. From 1993-94, he was with the Sacramento Gold Miners as the Linebackers Coach when the CFL competed in the United States. From 1990-91, Payne was the Graduate Assistant/Running Backs Coach at the University of Texas. A graduate of Abilene Christian University in Abilene, Texas, Payne played free safety for four years (1985-89) for the Wildcats.



Taylor Morton enters his 10th year with the Falcons player personnel department and is responsible for scouting the Southeastern states for the club. Prior to becoming a college scout, Morton served in pro personnel as an advance scout for Falcons opponents, as well as evaluating future free agent prospects for the team and scouting other professional leagues, including the NFL, NFL Europa and the CFL. He joined the Falcons after coaching eight years in the college ranks. His stints included Auburn University, Hinds CC, Pearl River CC and Southern Miss. Morton earned both a Masters and a B.S. degree in sports administration. He is a native of the Destin, Florida area where he attended Niceville High School and was a member of the 1988 4A state championship football team. He and his wife, Carissa, have two sons, Thomas and Joshua. They reside in Dacula, Georgia.



Bruce Plummer enters his 10th season with the Falcons scouting department in 2009 after joining the club from the Carolina Cobras of the Arena League, where he served as Secondary Coach in 2000. Plummer takes care of the scouting needs in the Midwest for the team. Plummer offers a wealth of professional playing experience, spending five years (1987-91) in the NFL with the Denver Broncos, Miami Dolphins, Indianapolis Colts, Philadelphia Eagles and San Francisco 49ers. He also added two seasons in the Canadian Football League with the Winnipeg Bombers and B.C. Lions and four years in the Arena Football League. Plummer directs a youth football camp in his hometown of Bogalusa, La. He and his wife, Leslie, reside in Dacula, Georgia, with their daughters, Madison and Mia.



Anthony Robinson enters his second season with the Falcons as a Scouting Assistant. He will work closely with the Director of College Scouting on draft preparation along with scouting schools on the road, developing "Point of Attack Tapes," draft board preparation and maintaining some pro scouting duties. Prior to arriving in Atlanta, he worked with BLESTO Scouting as a Scouting Assistant Intern in 2007. Robinson served as an Undergraduate Assistant Coach with Florida State University (2005-07), working with the team's wide receivers. In 2006, Anthony worked with the Baltimore Ravens player personnel department as an intern during training camp. He played running back at Morgan State University before later transferring to FSU where he earned his bachelors degree in Sports Management. Anthony and his wife, Chanae, have two children, Asia and Averi.



The 2009 season marks the 13th for Brian Boigner as Atlanta's Equipment Manager. He is responsible for properly outfitting players with the safest and most advanced protective equipment and footwear, as well as ordering and organizing the team's inventory of apparel and equipment. Boigner also serves as the team's liaison with the NFL's sole uniform and apparel provider, Reebok. Prior to joining the Falcons, Boigner spent five years as the Assistant Equipment Manager for the New York Giants. He also served as the Assistant Equipment Manager for the New York/New Jersey Knights of the World League (1991-92). He has a son, Bryce (11) and a daughter, Sarah (8). Boigner is married to Tema and they reside in the city of Atlanta.



Mike Crews begins his ninth season as the team's Video Director and 12th year overall with the Falcons. Crews joined the Falcons after working at Georgia Tech. He puts into motion the team's weekly game plan by filming each game and practice and editing it for players and coaches to review. Crews also breaks down the opponents' weekly game film for the team to analyze and is responsible for overseeing the digital video system. He also does game analysis that includes creating a database as well as the reports for the coaching staff. A native of Decatur, Ga., he received his Management degree with a minor in Marketing from Georgia Tech in 1996. He and his wife, Jennifer, and their son, Bailey, as well as daughters, Kelsey and Caitlyn, reside in Braselton, Georgia.



Jimmy Hay has been a fixture around the Falcons locker room since he served as a ball boy when he was just 12 years old. Hay's experience in the equipment room started in 1990 as he helped out after school each day. He served as an intern with the department in 1995 and was hired full-time in 1997. During the spring of 1996 and 1997, he worked in NFL Europa as Assistant Equipment Manager with the Frankfurt Galaxy and as Equipment Manager of the Amsterdam Admirals. A Georgia native, Hay was an all-county selection as a third baseman for the North Gwinnett High School baseball team. He and his wife, Heidi, reside in Sugar Hill, Georgia with sons, Mike and Jake.



Jimmy Luck will play a key role in the team's equipment department. Prior to joining the Falcons and Georgia Force of the AFL, Luck served as an Equipment Manager in the college ranks for The Citadel. Luck began his career in professional football in 2002 when he served as the Equipment Manager for the af2's Charleston Swamp Foxes. His previous experience includes working as coordinator of baseball operations for the University of Miami (Fla.) from 1996 to 1998 and as a sales rep. for Rawlings Sporting Goods, covering Tennessee from 1998 to 2000. Luck is a 1995 graduate of Georgia Tech, where he earned his degree in Management.



John Roveto has accumulated a tremendous amount of NFL experience as he enters his 11th season with the Falcons as Assistant Equipment Manager. Roveto's responsibilities include the upkeep of Falcons uniforms and helmets, maintaining the team's equipment and sideline apparel, assisting in the transportation of equipment and uniforms and working with the coaching staff to facilitate practice drills. For four seasons (2005-08), Roveto also served as the Equipment Manager for the Georgia Force of the Arena Football League. He was responsible for properly outfitting players as well as ordering and maintaining the team's equipment and apparel. A native of Atlanta, Roveto currently resides in Braselton, Georgia.



Phillip Tiemann enters his fifth season in the Falcons video department. Tiemann is responsible for recording practices and games and then distributing the tapes to the coaching staff and front office personnel for review. His experience includes stints as an intern with the Falcons in 2005 and with the University of Arkansas as a student assistant in 2004. Tiemann earned his degree in Broadcast Journalism from the University of Arkansas. He lives in Buford, Georgia.



Daniel Wayne begins his second season with the Falcons as a Video Assistant. His duties include copying game footage, taping practice, working on the team's new editing software system and delivering necessary footage to coaches and players. Prior to joining the Falcons, Wayne served as a video intern with the Minnesota Vikings in 2007 maintaining the same responsibilities. Wayne graduated from the University of Wisconsin and was a student assistant in the video department for the Badgers from 2002-06, working with several sports including football. A native of Decatur, Illinois, Wayne graduated from St. Teresa High School where he got his start in video working as the Head Video Coordinator for the boy's varsity basketball team. He also played baseball during his prep years.



Karl Pierburg enjoys his fifth anniversary with the Falcons in 2009 after working for the Chicago Bears for three seasons as IT Manager for Football Systems. During his time in Chicago, Pierburg handled extensive development work on coaching systems and college and pro scouting systems. He developed a system that allowed area scouts to manage rosters, write scouting reports and access other pertinent information. Karl is a graduate of Illinois Wesleyan University with a double major in Mathematics and Computer Science. He was a four-year letterman in football, earning first team honors as an offensive guard while also being named to the academic all-conference first team. Karl and his wife, Kathy, have two young daughters, Anna, and Ellie, and a young son, Jonathan.



Andrew Weidinger will enter his second season as Administrative Assistant to the Head Coach/Offense, providing administrative help to Falcons Head Coach Mike Smith. He will also lend a hand with the Falcons offense, undertaking such duties as managing data, research, daily practice scripts, schedules and calendars. Weidinger joined the Falcons in 2007 as a personnel scout. Prior to arriving in Atlanta, he spent seven seasons at the University of Arizona, where he served in a number of positions, including Assistant Director of Football Operations. Weidinger received a degree in Political Science in May 2004 and completed his master's degree in Information Resources and Library Sciences in May 2007. He spent late summer and early fall of 2006 in a preseason internship with the Falcons.





Nick Polk enters his second season as Director of Football Administration and sixth year overall with the Falcons. From 2004-07, Polk served as the team's Director of Football Operations. Polk will work closely with General Manager Thomas Dimitroff on all contract proposals, negotiations and salary cap management. Polk will also help coordinate the Falcons compliance with the NFL's Collective Bargaining Agreement and labor related issues. Polk was responsible for all aspects of football operations for the Georgia Force for three seasons. Prior to working with the Force, he served as the Director of Football Administration before moving to the role of Senior Director of Football Operations for NFL Europe. He held coaching stints at Lock Haven University (Head Coach), James Madison, Brown, Delaware State and Southern Connecticut. Polk earned a degree in Health and Physical Education from Lock Haven and went on to gain a master's degree in Physical Education/Higher Education from JMU. Polk lives in Braselton, Georgia with his wife, Michelle and two daughters, Maddie (9) and Michaela (7).



ATLANTA FALCONS



Chris DiPierri enters his third season with the Atlanta Falcons as Director of Retail. DiPierri is directly responsible for the future direction of Falcons 365. He handles all aspects of purchasing, operations, marketing, advertising, and business development for the Atlanta Falcons retail division. DiPierri previously worked as Director of Retail Development and Operations for Clutch City Sports and Entertainment, where his expertise was needed for the inauguration of the Toyota Center and the development of the Houston Rockets/Houston Comets retail business entities. One of the many highlights of DiPierri's four years in Houston was his orchestration of all retail aspects for the 2006 NBA All-Star game. Prior to his work in Houston, DiPierri worked as the Director of Merchandising for the New York Islanders Hockey Club where his duties included overseeing all retail elements of the New York Islanders (NHL), New York Dragons (AFL), and New Haven Ninjas (af2).



Rob Geoffroy will embark on his fourth season as the team's Controller after displaying a strong background in sports business management, accounting, finance, and operations. Geoffroy is the Chief Financial Officer of the Falcons retail business and Falcons Physical Therapy Centers. He also served in the same capacity with the Georgia Force of the AFL from 2006-2008. Geoffroy began his career with the NBA's Boston Celtics in the finance department and then moved over to accounting for the NHL's New Jersey Devils Stanley Cup Championship in 1995 before returning to the Celtics. He left the Celtics after a total of nine seasons as Director of Accounting & Operations to become the Chief Financial Officer and Chief Operating Officer of International Healthcare. A graduate of Bentley College, Geoffroy and his wife, Jennifer, have two daughters, Kathryn and Samantha. The Geoffroy family resides in Suwanee, Georgia.



Frank Kleha enters his 23rd season with the Falcons and sixth year in his role as Senior Director of Media Relations. Some of Kleha's duties include helping to arrange media interviews for players, coaches and front office personnel with local and national reporters from newspapers, television, radio stations, and respected internet sites. Kleha works directly on the yearly programming needs of broadcasting partners, WXIA-TV, and Dave FM and is also the club's publications Managing Editor for the Media Guide, NFL Gameday Program, and team's Yearbook. Kleha graduated from Georgia Mason University and also worked in GMU's sports information office prior to coming to Atlanta. His NFL background also includes a stint with the Washington Redskins. He and his wife, Wendy, reside with their son, Cody, and daughter, Allie, in Roswell, Georgia.



Debbie Knowlan joined the Atlanta Falcons in November of 2008 as the Director of Customer Service. In this role she is responsible for personalizing customer service dedicated to all Falcons season ticket holders. Prior to joining the organization, Knowlan served as the Director of Season Ticket Services and Retention for the Miami Heat of the NBA, working in a similar capacity. She also worked for The Ritz-Carlton Hotel Company in St. Thomas, U.S. Virgin Islands as the Manager of Guest Activities and in Miami at the Caribbean & Mexico corporate office as a Sales and Marketing Coordinator. Knowlan graduated from Indiana University with a BS in parks and recreation with an emphasis toward management. She resides in Atlanta, Georgia.



Dan Levak enters his 10th season with the Falcons in 2009. In his current role, Levak directs the Falcons' interactive marketing efforts, including the evaluation of emerging technology, managing the digital media staff and maintaining a cutting-edge postproduction digital video studio. Under Levak's guidance, AtlantaFalcons.com was named "best overall NFL website" by the NFL Internet Network in 2005. The Cleveland, Ohio native holds a bachelor's degree in Business Psychology and minor in Journalism from Miami University. He also completed his postgraduate work in public relations at The Ohio State University. Following a year covering the Browns, Indians and Cavaliers for *The Cleveland Plain Dealer's* online property, www.cleveland.com, Levak joined the Falcons as an interactive producer in 2000. Levak and his wife, Christine, reside in Flowery Branch, Georgia.



Mike Gilsenan enters his fifth season with the Atlanta Falcons and the first in his new role as the Director of Ticket Operations. In this capacity, Gilsenan will oversee all aspects of ticket operations, including the management of all seat inventory and revenue reporting. From 2005-08, he served as the Assistant Director of Ticket Operations for the Falcons following a 10-year period with the Carolina Hurricanes of the NHL overseeing ticket operations. A graduate of Clemson University, Mike and his wife Keri have a son, Jack and a daughter, Mackenzie. The Gilsenan family resides in Powder Springs, Georgia.



Kendyl Baugh Moss is entering her seventh season with the Falcons and the third as Director of Community Relations. In this capacity, Moss is responsible for community initiatives, player outreach and youth football programming, as well as the Cheerleader and Jr. Cheerleader programs. Kendyl assumes this position after three years of serving as the Manager of Event Marketing for the Falcons and one year as Program Officer for the AFYF. Prior to her role with the Falcons, Moss was the Assistant Director of the NCAA Division I Men's Basketball Championship and Final Four. Before working with the NCAA, she served as the assistant director of championships/marketing for Conference USA. Moss earned her B.S. in Speech Communications at the University of Texas. She also holds a M.A. in Corporate Communications from DePaul University. Moss and her husband, Cory, reside in Smyrna, Georgia with their son, Kellen, and daughter, Kolby.



Don Rovak came to the Falcons in 2008 and enters his second season as Director of Ticket Sales and Service. In Rovak's first year with the Falcons, he created a staff that led the NFL by selling more new season tickets than any other team. In addition to the season ticket initiative, Rovak created a new group sales department in 2009. Previously, he was Vice President of Marketing & Ticketing for the Memphis Redbirds Triple A baseball team before landing in the NFL. Under Rovak's leadership, the Redbirds opened AutoZone Park in 2000 and finished first or second in ballpark attendance each year. Prior to his first stint with the Redbirds, Rovak created a new ticket sales department at the Memphis Motorsports Park and was responsible for selling out their NASCAR and NHRA events. Rovak graduated from Indiana University and he and his wife, Carrie, currently reside in Atlanta with their two sons, Jared and Dustin.



Spencer Treadwell begins his seventh season as the team's Director of Logistics and Facilities. Treadwell continues to oversee all the logistical operations for the Falcons, including team travel, training camp and game operations and supervises the Falcons Headquarters in Flowery Branch. Treadwell will also serve as a liaison between football operations and the organization as a whole. His main task will be to coordinate the team's various intradepartmental efforts. Treadwell also served as the NFL liaison for the League during Super Bowl XLIII. He joined the organization's marketing department in 1995 and transitioned into logistics during the Falcons run to Super Bowl XXXIII in 1998. Treadwell is a graduate of Tucker High School and received his Business Administration degree from Presbyterian College in 1995. Spencer and his wife, Julie, are the proud parents of two daughters, Avery and Alli and one son, Zach. The Treadwell's reside in Buford, GA.



Kevin Winston enters his fifth season with the Falcons in 2009. Before his arrival to Atlanta, Winston spent five seasons with the New York Jets in the player development department. Last year, Winston and the Falcons were the winners of the Outstanding Career Development Program, which focuses on players gaining exposure to business opportunities, interests outside of football and work in the community. He also oversaw a 2008 rookie class that won the Rookie Class Commitment Award sponsored by Diet Pepsi. Some of Winston's responsibilities include helping players with career counseling, financial and family matters and post-football career options. During his stint in New York, the NFL honored Winston with the "most outstanding player development department" in the 2003-04 season. Kevin and his wife, Dana have one son, Matthew Kevin.



Karen Walters begins her sixth season with the Falcons and second as Director of Human Resources. Walters was hired by the club in 2003 as Human Resources Manager. She boasts over 20 years of service in the Human Resources field and her career began at the age of 19 as a human resources intern with Unisys Corporation, a Fortune 100 IT firm. After graduating from Oglethorpe University in 1989 with a Bachelor of Arts degree in Business Administration and Behavioral Science, Walters joined Electrolux Corporation as a Benefits Administrator. Her current role with the Falcons involves implementing a comprehensive human resources strategy across all of the Arthur M. Blank Family of Businesses, including strategies such as associate development, performance management, and succession planning. Walters and her husband, Tommy, have one daughter Madalyn (15), and a son, Ross (12) and reside in Dawsonville, Georgia.



Roddy White is a veteran of 14 years in the NFL and various major sporting events. He begins his eighth season as Director of Event Marketing with the Falcons. White is responsible for the club's special events, game presentation, creative services, mascot program and client services. Under White's stewardship, the Falcons have attracted star acts in various music genres such as James Brown, Ashanti, Sugarland, The Temptations, Travis Tritt, Ludacris, LeAnn Rimes, NeYo and the Pointer Sisters as regular performers at home games. Prior to his appointment with the Falcons, he spent six seasons with the Jacksonville Jaguars as the club's Director of Special Events and Promotions. A graduate of the University of Georgia, he lives with his wife, Patti, and daughters, Whitney and Sydney, in Alpharetta, Georgia.

**TIM ZULAWSKI**

DIRECTOR OF SPONSORSHIP SALES

Tim Zulawski begins his seventh season in the Falcons marketing/sales staff and his fourth year as Director of Sponsorship Sales. In his role, he leads the initiative to develop corporate partnerships for the Falcons. Prior to coming to the Falcons, Zulawski was the Senior Corporate Sales Manager for two seasons with Palace Sports & Entertainment in charge of negotiating sponsorships for the Tampa Bay Lightning, Tampa Bay Storm and the St. Pete Times Forum. His NFL career started in public relations with the Buffalo Bills as a high school senior. The native of Buffalo, New York holds a Management Information Systems Degree from SUNY in Fredonia and a master's degree in Sports Management from Springfield College. His wife, Arleen, keeps sports marketing in the family as she is a Sr. Sponsorship Manager for Velocity Sports & Entertainment. The Zulawski's live in Duluth, Georgia.



ATLANTA FALCONS

**HAMZAH AHMAD**EVENT MARKETING
COORDINATOR**MACE ALUIA**BUSINESS DEVELOPMENT
EXECUTIVE**BRIAN AXE**TICKET SALES
ACCOUNT EXECUTIVE**MICHAEL BENFORD**CREATIVE SERVICES
MANAGER**LEA BOND**ADMINISTRATIVE
ASSISTANT
YOUTH FOUNDATION**CONNIE BONNER**TICKET ACCOUNTING
MANAGER**KEVIN BURKE**BUSINESS DEVELOPMENT
EXECUTIVE**SAMMIE BURLESON**EXECUTIVE ASSISTANT
TO PRESIDENT**CAROLYN CATHEY**OFFICE
ADMINISTRATOR**BRIAN CEARNS**FOOTBALL
COMMUNICATIONS
COORDINATOR**MICHAEL CECCARELLI**GROUP SALES ACCOUNT
EXECUTIVE**BRIAN CHACOS**CUSTOMER SERVICE
EXECUTIVE**JOE CHOATE**SUPERINTENDENT
OF BUILDING
MAINTENANCE**JORGE CIMADEVILLA**SPONSORSHIP SALES
EXECUTIVE**KYLA CLARK**COMMUNITY RELATIONS
COORDINATOR**KELLY CLUTTER**TICKET SALES
ACCOUNT EXECUTIVE**MATT CONTI**FOOTBALL
COMMUNICATIONS
MANAGER**JIMMY CRIBB**TEAM
PHOTOGRAPHER**DR. RANDY CRONIN**TEAM
PHYSICIAN**JANEEN DENHAESE**TICKET OPERATIONS
ASSISTANT



COMM RELATIONS

ADMINISTRATION

COACHES

STAFF

PLAYERS

DRAFT PICKS

2008 REVIEW

RECORDS & RESULTS


CHASE FALIVENE

SALARY CAP/
PLAYER PERSONNEL
SEASONAL ASSISTANT

PEYTON GALLAGHER

CLIENT SERVICES
COORDINATOR

DR. SCOTT GILLOGLY

TEAM
PHYSICIAN

LAURA GODSEY MOORE

EXECUTIVE ASSISTANT
TO GENERAL MANAGER

RYAN HART

STADIUM RETAIL
OPERATIONS MANAGER

JOHN HEDLEY

MAINTENANCE
ASSISTANT

SCOTT HENRIKSEN

PREMIUM SEAT SALES
MANAGER

JIM HEWITT

SUPERINTENDENT
OF GROUNDS
MAINTENANCE

JAMES HICKS

DIGITAL MEDIA
DESIGNER

BRENDA JOHNSTON

EXECUTIVE ASSISTANT
TO HEAD COACH

NISHA JOSEPH

INVENTORY ACCOUNTING
ASSOCIATE

RUSSELL JOYNER

FOOTBALL SYSTEMS
PROGRAMMER

KATE KOST

ADMINISTRATIVE
ASSISTANT/
PLAYER PERSONNEL

JOHN KVIDT

TICKET OPERATIONS
ASSISTANT

KIM LEONE

ADMINISTRATIVE
ASSISTANT

BRIDGET MADDOX

CUSTOMER SERVICE
EXECUTIVE

CHRIS MAYS

FACILITIES
COORDINATOR

BOB McDONOUGH

DIRECTOR OF
SECURITY

MATT MCNAMARA

SR TECHNICAL
SERVICES ENGINEER

SHERRY MELCHOIR

EXECUTIVE ASSISTANT
TO CHIEF FINANCIAL
OFFICER



 CHRIS MILLMAN COMMUNITY RELATIONS & YOUTH PROGRAMS MANAGER	 ASHLEY MONROE PLAYER DEVELOPMENT & HR COORDINATOR	 J. MICHAEL MOORE NEW MEDIA MANAGER	 MATT MOORE VIDEO SERVICES COORDINATOR
 WALLACE NORMAN PAYROLL & BENEFITS MANAGER	 WARREN PARR MANAGER OF GROUP SALES	 TRAVIS PELLYMOUNTER PREMIUM SEAT SALES MANAGER	 KAREN PIERETTI TRAVEL MANAGER
 KEVIN POPE DESKTOP TECHNICIAN	 BILLIE JO REYNOLDS EXECUTIVE ASSISTANT COACHING STAFF	 TAMEKA RISH SENIOR CLIENT SERVICES COORDINATOR	 KEITH ROBERTS TICKET SALES ACCOUNT EXECUTIVE
 ERIKA SHAW SALES & SERVICE COORDINATOR	 LINDSAY SMART SALES & SERVICE COORDINATOR	 MEGAN SMITH HUMAN RESOURCES SPECIALIST	 SARAH SMITH CLIENT SERVICES MANAGER
 TRON STAMPER EVENT MARKETING COORDINATOR	 KEVIN STRADA SENIOR ACCOUNTANT	 KRISTEN THOMPSON MARKETING ASSISTANT	 CHATO WATERS CHEERLEADER COORDINATOR



HEADQUARTERS

4400 Falcon Parkway
Flowery Branch, Georgia 30542

OFFICE OF THE OWNER

Owner & CEO	Arthur M. Blank
Executive Administrative Manager	Angelia Davis
Executive Vice President-Chief of Staff	Kim Shreckengost
Director of Security	Bob McDonough

OFFICE OF THE PRESIDENT

President	Rich McKay
Executive Assistant	Sammie Burleson

OFFICE OF THE GENERAL MANAGER

General Manager	Thomas Dimitroff
Executive Assistant	Laura Godsey Moore

ATHLETIC TRAINING/MEDICAL

Director of Athletic Performance	Jeff Fish
Assistant Strength and Conditioning	Bill Hughan
Strength and Conditioning Assistant	Jonas Beauchemin
Head Athletic Trainer	Ron Medlin
Assistant Athletic Trainer	Andre Tucker
Rehabilitation Coordinator	Scott Kneller
Team Physicians	Randy Cronin, Scott Gillogly

ATLANTA FALCONS YOUTH FOUNDATION

President	Penelope McPhee
Vice President of Sports Philanthropy & Affiliated Programs	John Bare
Administrative Assistant	Lea Bond

COACHING

Head Coach	Mike Smith
Executive Assistant to the Head Coach	Brenda Johnston
Administrative Assistant to Head Coach/Offense	Andrew Weidinger
Executive Assistant/Coaching Staff	Billie Joe Reynolds
Assistant Head Coach/Secondary	Emmitt Thomas
Defensive Coordinator	Brian VanGorder
Offensive Coordinator	Mike Mularkey
Special Teams Coordinator	Keith Armstrong
Assistant Special Teams	Eric Sotulovich
Defensive Line	Ray Hamilton
Linebackers	Glenn Pires
Defensive Backs	Alvin Reynolds
Offensive Line	Paul Boudreau
Assistant Offensive Line	Paul Dunn
Quarterbacks	Bill Musgrave
Running Backs	Gerald Brown
Tight Ends	Chris Scelfo
Wide Receivers	Terry Robiskie
Offensive Assistant	Glenn Thomas
Defensive Assistant	Joe Danna



COMMUNICATIONS

Vice President of Football Communications	Reggie Roberts
Senior Director of Media Relations	Frank Kleha
Football Communications Manager	Matt Conti
Football Communications Coordinator	Brian Cearns
Team Photographer	Jimmy Cribb

COMMUNITY RELATIONS

Director of Community Relations	Kendyl Baugh Moss
Administrative Assistant	Kim Leone
Community Relations & Youth Programs Manager	Chris Millman
Community Relations Coordinator	Kyla Clark
Cheerleader Coordinator	Chato Waters

EQUIPMENT

Equipment Manager	Brian Boigner
Assistant Equipment Managers	Jimmy Hay, Jimmy Luck, John Roveto

EVENT MARKETING

Director of Event Marketing	Roddy White
Creative Services Manager	Michael Benford
Event Marketing Coordinators	Hamzah Ahmad, Tron Stamper
Mascot Coordinator	Jeremy Legg

FACILITIES

Director of Logistics & Facilities	Spencer Treadwell
Facilities Coordinator	Chris Mays
Superintendent of Building Maintenance	Joe Choate
Assistant Superintendent of Building Maintenance	John Hedley
Superintendent of Grounds Maintenance	Jim Hewitt
Administrative Assistants/Receptionists	Kim Leone, Lea Bond

FINANCE

Vice President & CFO	Greg Beadles
Executive Assistant	Sherry Melchior
Controller	Rob Geoffroy
Payroll & Benefits Manager	Wallace Norman
Senior Accountant	Kevin Strada
Office Administrator	Carolyn Cathey

FOOTBALL OPERATIONS

Director of College Scouting	Dave Caldwell
Administrative Assistant/Player Personnel	Kate Kost
Eastern Regional Scout	Marvin Allen
Western Regional Scout	Mark Olson
Area Scouts	Bob Harrison, Shepley Heard, Bob Kronenberg, Taylor Morton, Robinson Payne, Bruce Plummer
Director of Player Personnel	Les Snead
Assistant Director of Player Personnel	Lionel Vital
Pro Scouts	Ran Carthon, DeJuan Polk
Scouting Assistant	Anthony Robinson
Director of Football Administration	Nick Polk
Salary Cap/Player Personnel Seasonal Assistant	Chase Falivene



HUMAN RESOURCES

Director of Human Resources	Karen Walters
Human Resources Specialist	Megan Smith

INFORMATION TECHNOLOGY

Vice President of Information Technology	Danny Branch
Director of Football Systems/Special Projects	Karl Pierburg
Sr. Technical Services Engineer	Matt McNamara
Desktop Technician	Kevin Pope
Football Systems Programmer/Analyst	Russell Joyner

LOGISTICS/TRAVEL

Director of Logistics and Facilities	Spencer Treadwell
Travel Manager	Karen Pieretti

MARKETING/SALES

Vice President of Marketing	Jim Smith
Marketing Assistant	Kristen Thompson
Director of Sponsorship Sales	Tim Zulawski
Sponsorship Sales Executive	Jorge Cimadevilla
Business Development Executive	Mace Aluia
Business Development Executive	Kevin Burke
Client Services Manager	Sarah Smith
Director of Retail	Chris Dipierri
Inventory Accounting Associate	Nisha Joseph
Senior Client Services Coordinator	Tameka Rish
Client Services Coordinator	Peyton Gallagher
Director of New Media	Dan Levak
New Media Manager	J. Michael Moore
Digital Media Designer	James Hicks
Video Services Coordinator	Matt Moore

PLAYER DEVELOPMENT

Senior Director of Player Development	Kevin Winston
Player Development & HR Coordinator	Ashley Monroe

TICKET SALES AND SERVICE

Vice President of Sales & Service	Dave Cohen
Sales & Service Coordinator	Lindsay Smart
Premium Seat Sales Managers	Scott Henrichsen, Travis Pelleymountner
Manager Group Sales	Warren Parr
Director of Ticket Sales & Service	Don Rovak
Ticket Sales Account Executives	Brian Axe, Kelly Clutter, Keith Roberts
Director of Ticket Operations	Mike Gilsenan
Group Sales Account Executive	Michael Ceccarelli
Ticket Accounting Manager	Connie Bonner
Stadium Retail Operations Manager	Ryan Hart
Ticket Operations Assistants	Janeen Denhaese, John Kvildt
Director of Customer Service	Debbie Knowlan
Customer Service Executives	Brian Chacos, Bridget Maddox
Sales and Service Coordinator	Erika Shaw

VIDEO

Video Director	Mike Crews
Video Assistants	Phillip Tiemann, Daniel Wayne





PLAYERS



55 DE

JOHN ABRAHAM

HT: 6' 4"	WT: 263	NFL EXP: 10	ACQ: TR-'06 (NYJ)	4 TH YEAR WITH FALCONS
BIRTHDATE: 5/6/78		COLLEGE: UNIVERSITY OF SOUTH CAROLINA		

TRANSACTIONS

- Originally selected as a first round (13th pick overall) draft choice by the New York Jets in the 2000 NFL Draft, which was acquired in a trade with Tampa Bay. In exchange for WR Keyshawn Johnson, the Jets obtained first round draft choices #13 and #27 (TE Anthony Becht). Abraham was the third linebacker taken overall in 2000 (following Washington's selection of LaVar Arrington and Chicago's pick of Brian Urlacher).
- Traded to the Falcons in exchange for Atlanta's 2006 first round pick (#29), which was acquired from Denver.

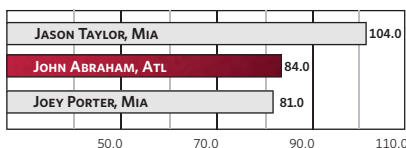
CAREER

- Set a franchise record with 16.5 sacks in 2008 while finishing third in the NFL in the category. Totaled three-sack performances in Weeks 1, 9 and 15.
- Named *Associated Press* second-team All-Pro in 2008.
- Led the Falcons with 10.0 sacks in 2007, marking the fourth time in his career he has recorded double-digit sack seasons. It was also Atlanta's first double-digit sack year since 2005. Abraham also became the sixth Falcons player in franchise history to finish with a double-digit sack season.
- Ranks second in the league among active players in sacks from 2000-2008 with 84.0.
- His 31 career forced fumbles rank fourth in the NFL from 2000-2008.
- A three-time Pro Bowl selection at defensive end (2001-2002 and 2004).
- Named NFC Defensive Player of the Week (1) in the season opener against Carolina in 2006, marking the third time he had received Player of the Week honors in his career - AFC Defensive Player of the Week: 2001 (9), 2004 (4).

SACKS

(NFL Leaders 2000-08, Active Players)

JOHN ABRAHAM ■
OTHER NFL ■



- Earned Player of the Month on two occasions in his career - 2001 (November), 2004 (October).
- Tied a Jets franchise record (Joe Klecko and Mark Gastineau) for the most sacks in a game when he sacked Saints QB Aaron Brooks four times (11/4/01) at the Superdome in a Jets' win.

2008 (FALCONS)

- Set a new franchise record and career-high for sacks in a season with 16.5, topping Joel Williams' previous mark of 16.0 (1980).
- Named an *Associated Press* second-team All-Pro.
- Started all 16 contests and finished the season with 42 tackles (35 solo), 16.5 sacks for a loss of 109.5 yards, four forced fumbles, one pass defended and one blocked punt against Carolina (9/28).
- Collared five tackles and three sacks (16 yards) vs. Detroit (9/7). His three sacks were the most in a single-game for him since 2004 (vs. Buffalo, 3.0).
- Posted two tackles, two sacks (11 yards) and one forced fumble vs. Kansas City (9/21) in his 100th career game.
- Logged three sacks (16 yards), one forced fumble and five tackles at Oakland (11/2) for a defense that recorded the first shut-out since 2002 at Carolina (11/24).
- Recorded his third three-sack game this season



(33 yards) vs. Tampa Bay (12/14) while adding three tackles.

- Posted four tackles and added one sack at Minnesota (12/21). His sack gave him 16.5 on the year, which set a new single-season record in franchise history.

2007 (FALCONS)

- Led the Falcons with 10.0 sacks while adding 41 tackles (28 solo), four forced fumbles and four passes defended.
- Logged a season-high in tackles (six) and tied a season-high in sacks (two) vs. Carolina (9/23). The sacks marked the second time in his career that he posted three sacks in the first three games of a season.
- Recorded a sack (six yards) for the third consecutive regular season game in Week 4 vs. Houston (9/30) in addition to collaring three tackles and one forced fumble in the 26-16 victory.
- Posted two tackles and one sack (nine yards) at Tampa Bay (12/16) for a defensive unit that allowed a season-low 109 passing yards.
- Tallied three tackles, two sacks (11 yards) and one forced fumble vs. Seattle (12/30). His second sack of the game gave him 10.0 on the season, marking the fourth time in his career he has recorded a double-digit sack season.

2006 (FALCONS)

- Saw action in eight games with seven starts, tallying 20 tackles, four sacks, four forced fumbles and one pass defended despite being limited by a groin injury throughout the year.
- Collared six tackles, two sacks, two forced fumbles and one pass defended in his Falcons debut at Carolina (9/10). Integral part of the defense that held Carolina to 215 total yards of offense. He was named NFC Defensive Player of the Week for his efforts.
- Recorded five tackles, one sack and one forced fumble at Tampa Bay (12/10).

2005 (JETS)


- Played in 16 games with 15 starts and tallied 67 tackles, 10.5 sacks, two passes defended and one fumble recovery. Also tied a career-high and ranked tied for third in the NFL with six forced fumbles.
- Posted a season-high 13 tackles in addition to one sack and a forced fumble vs. Jacksonville (9/25).

FORCED FUMBLES

(NFL Leaders 2000-2008)

JOHN ABRAHAM

OTHER NFL



- Recorded four tackles and two sacks, both of which resulted in forced fumbles vs. Oakland (12/11). Abraham also recovered one of the fumbles.
- Moved into fourth place on the Jets' all-time sack leaders list vs. Buffalo (1/1) after recording two tackles, one forced fumble and one sack. The forced fumble tied a career-high on the season with six.

2004 (JETS)

- Earned his third Pro Bowl honor after finishing the season with 48 tackles, 9.5 sacks, three forced fumbles, two passes defended and one fumble recovery in 12 starts.
- Garnered AFC Defensive Player of the Week honors for his performance vs. Buffalo (10/10) as he registered six tackles and three sacks.
- Played in his 50th career game and notched three tackles, one pass defended and his seventh sack of the season when he dropped QB Tim Rattay vs. San Francisco (10/17).

- Garnered AFC Defensive Player of the Month honors for his performance in October. Led the League with 6.5 sacks in addition to tallying 16 tackles, two passes defended, two forced fumbles and one fumble recovery during the four-game span that resulted in a 3-1 record for the team.

2003 (JETS)

- Tallied 37 tackles, six sacks and one forced fumble in seven games played.
- Recorded nine tackles, two sacks, one forced fumble and one pass defended at Washington (9/4).
- Recorded a season-high 3.5 sacks of QB Donovan McNabb and tied for the team lead with nine tackles at Philadelphia (10/26) before leav-



ing the game with a strained groin in the fourth quarter.

2002 (JETS)

- Started all 16 games and recorded a team-high 10 sacks in addition to tallying 82 tackles, two passes defended and one forced fumble as he earned his second consecutive Pro Bowl nod.



- Turned in his first two-sack game of the year vs. Miami (11/10) as he dropped Dolphins' QB Ray Lucas twice, forcing a fumble on the second sack.
- Kept his consecutive game with a sack streak alive, tallying 1.5 sacks on QB Tom Brady, and had six tackles in the 30-17 win at New England (12/22). He reached 10 sacks for the season, making him the first Jets player to record back-to-back double-digit sack seasons since Mark Gastineau in 1983-85.
- Recorded his first career postseason sack, dropping Colts' QB Peyton Manning for a 13-yard loss in the second quarter of the 41-0 win vs. Indianapolis (1/4/03) in the AFC Wild Card game.

- Led all Jets' defensive linemen with seven tackles, including a seven-yard sack, and added a pass defended in the AFC Divisional Playoff Game at Oakland (1/12/03).

2001 (JETS)

- Started all 16 games and recorded 82 tackles in addition to team-highs in sacks (13), forced fumbles (six), and fumble recoveries (three).
- Registered nine tackles, one sack, one forced fumble and one fumble recovery at New England (9/23).
- Recorded four tackles and one forced fumble at Buffalo (10/7), while scoring his first career touchdown in the first quarter after picking up a fumble caused by LB Mo Lewis and scampering seven yards for the score.



- Earned AFC Defensive Player of the Week honors at New Orleans (11/4) after tallying a career-high and tying a team record with four sacks. Also added six tackles.
- Posted a career-high 11 tackles vs. Kansas City (11/11) along with 1.5 sacks and a forced fumble.

- Named the AFC Defensive Player of the Month for November after totaling 24 tackles, 6.5 sacks and one forced fumble. Abraham's feat was accomplished in just three games (compared to the majority of his competition's four games) as the Jets had their bye weekend on November 25.

2000 (JETS)

- Finished his rookie season with 12 tackles, 4.5 sacks, two forced fumbles and four special teams tackles in six games played.

- Recorded first NFL sack vs. New England (9/11) and added four tackles.

COLLEGE

- Graduated ranking second on South Carolina's career-record list with 23.5 sacks after leading the team in sacks all four years while playing for the Gamecocks.

- Received the Joe Morrison Memorial Award for defense, and was named team MVP and the recipient of the Captain's Cup Award as a senior. Recorded 60 tackles, six sacks, five forced fumbles, one fumble recovery, one pass defended and blocked a field goal attempt in 10 starts. Also earned All-America Dream Team honors and was an All-SEC selection in his final season.

PERSONAL

- Earned all-state and all-region honors as a defensive end at Lamar (Timmonsville, SC) High School.
- Excelled in track and won his regional 100 & 200-meter dash titles in high school.
- John was raised by his mother, Maggie Abraham, and has two daughters, Endraya and Ayumi.
- Born John Abraham on May 6, 1978 in Timmons-ville, South Carolina.



ABRAHAM'S CAREER DEFENSIVE STATISTICS

YEAR	GP/GS	TK	SO	AST	SK	YDS	INT	YDS	LG	TD	PD	FF	FR	YDS	TD
2000	NYJ 6/0	12	8	4	4.5	34.0	0	0	0	0	0	2	0	0	0
2001	NYJ 16/15	82	58	24	13.0	58.5	0	0	0	0	0	6	3	7	1
2002	NYJ 16/16	82	52	30	10.0	54.0	0	0	0	0	2	1	0	0	0
2003	NYJ 7/5	37	27	10	6.0	38.0	0	0	0	0	0	1	0	0	0
2004	NYJ 12/12	48	33	15	9.5	60.0	0	0	0	0	2	3	1	0	0
2005	NYJ 16/15	67	48	19	10.5	75.0	0	0	0	0	2	6	1	0	0
2006	ATL 8/7	20	16	4	4.0	44.0	0	0	0	0	1	4	0	0	0
2007	ATL 16/16	41	28	13	10.0	61.0	0	0	0	0	4	4	0	0	0
2008	ATL 16/16	42	35	7	16.5	109.5	0	0	0	0	1	4	0	0	0
TOTAL	113/102	431	305	126	84.0	534.0	0	0	0	0	12	31	5	7	1

ABRAHAM'S CAREER POSTSEASON STATISTICS

YEAR	GP/GS	TK	SO	AST	SK	YDS	INT	YDS	LG	TD	PD	FF	FR	YDS	TD
2001	NYJ 1/1	2	1	1	0.0	0.0	0	0	0	0	0	0	0	0	0
2002	NYJ 2/2	11	7	4	2.0	20.0	0	0	0	0	1	0	0	0	0
2008	ATL 1/1	1	1	0	0.0	0.0	0	0	0	0	1	0	0	0	0
TOTAL	4/4	14	9	5	2.0	20.0	0	0	0	0	2	0	0	0	0

- Additional Statistics: Three special teams tackles in 2000, one fumble recovery for seven-yard touch-down at Buffalo (10/8/01), one blocked punt at Carolina (9/28/08).

ABRAHAM'S BEST GAMES

TACKLES	SACKS	FORCED FUMBLES	TOUCHDOWNS
13 vs. JAX (9/25/05)	4 @ NO (11/4/01)	2 vs. CAR (9/10/06)	1 @ BUF (10/8/01)
11 vs. KC (11/11/01)	3.5 @ PHI (10/26/03)	2 vs. OAK (12/11/05)	
10 vs. NO (11/25/02)			

ABRAHAM'S BEST POSTSEASON GAMES

TACKLES	SACKS	PASSES DEFENSED
7 @ OAK (1/12/03)	1 @ OAK (1/12/03)	1 @ OAK (1/12/03)
	1 vs. IND (1/4/03)	

2008:

- Associated Press second-team All-Pro

2006:

- NFC Defensive Player of the Week (1)

2004:

- AFC-NFC Pro Bowl
- AFC Defensive Player of the Week (4)
- AFC Defensive Player of the Month (Oct.)

2002:

- AFC-NFC Pro Bowl

2001:

- AFC-NFC Pro Bowl
- AFC Defensive Player of the Week (8)
- AFC Defensive Player of the Month (Nov.)
- Associated Press All-Pro

HONORS



2008 GAME-BY-GAME

DATE	OPP	TK	SO	SK	YDS	INT	YDS	FF	FR	PD
9/7	DET	5	4	3.0	16.0	0	0	0	0	0
9/14	@ TB	2	2	1.0	5.0	0	0	1	0	0
9/21	KC	2	2	2.0	11.0	0	0	1	0	0
9/28	@ CAR	1	0	0.0	0.0	0	0	0	0	0
10/5	@ GB	6	5	1.0	5.0	0	0	0	0	0
10/12	CHI	3	3	0.0	0.0	0	0	0	0	0
10/26	@ PHI	2	0	0.0	0.0	0	0	0	0	0
11/2	@ OAK	5	5	3.0	16.0	0	0	1	0	0
11/9	NO	2	2	1.0	6.0	0	0	0	0	1
11/16	DEN	1	1	0.0	0.0	0	0	0	0	0
11/23	CAR	3	3	1.0	8.0	0	0	0	0	0
11/30	@ SD	1	1	0.5	4.5	0	0	0	0	0
12/7	@ NO	1	1	0.0	0.0	0	0	0	0	0
12/14	TB	3	3	3.0	33.0	0	0	0	0	0
12/21	@ MIN	4	3	1.0	5.0	0	0	1	0	0
12/28	STL	1	0	0.0	0.0	0	0	0	0	0
TOTALS		42	35	16.5	109.5	0	0	4	0	1

2008 POSTSEASON

DATE	OPP	TK	SO	SK	YDS	INT	YDS	FF	FR	PD
1/3	@ ARZ	1	1	0.0	0.0	0	0	0	0	0
TOTALS		1	1	0.0	0.0	0	0	0	0	0

2007 GAME-BY-GAME

DATE	OPP	TK	SO	SK	YDS	INT	YDS	FF	FR	PD
9/9	@ MIN	3	1	0.0	0.0	0	0	0	0	0
9/16	@ JAX	3	1	1.0	7.0	0	0	0	0	1
9/23	CAR	6	2	2.0	17.0	0	0	0	0	0
9/30	HOU	3	3	1.0	6.0	0	0	1	0	0
10/7	@ TEN	2	1	0.0	0.0	0	0	0	0	0
10/15	NYG	1	1	1.0	0.0	0	0	1	0	1
10/21	@ NO	2	1	0.0	0.0	0	0	0	0	1
11/4	SF	2	2	1.0	6.0	0	0	1	0	0
11/11	@ CAR	2	1	0.0	0.0	0	0	0	0	1
11/18	TB	2	2	1.0	5.0	0	0	0	0	0
11/22	IND	2	2	0.0	0.0	0	0	0	0	0
12/2	@ STL	4	2	0.0	0.0	0	0	0	0	0
12/10	NO	2	2	0.0	0.0	0	0	0	0	0
12/16	@ TB	2	2	1.0	9.0	0	0	0	0	0
12/23	@ ARZ	2	2	0.0	0.0	0	0	0	0	0
12/30	SEA	3	3	2.0	11.0	0	0	1	0	0
TOTALS		41	28	10.0	61.0	0	0	4	0	4

2006 GAME-BY-GAME

DATE	OPP	TK	SO	SK	YDS	INT	YDS	FF	FR	PD
9/10	@ CAR	6	5	2.0	20.0	0	0	2	0	1
9/17	@ TB				INACTIVE					
9/25	@ NO				INACTIVE					
10/1	ARZ				INACTIVE					
10/15	NYG	2	2	1.0	12.0	0	0	1	0	0
10/22	PIT				INACTIVE					
10/29	@ CIN				INACTIVE					
11/5	@ DET				INACTIVE					
11/12	CLE				INACTIVE					
11/19	@ BAL				INACTIVE					
11/26	NO	1	1	0.0	0.0	0	0	0	0	0
12/3	@ WAS	4	3	0.0	0.0	0	0	0	0	0
12/10	@ TB	5	3	1.0	12.0	0	0	1	0	0
12/16	DAL	1	1	0.0	0.0	0	0	0	0	0
12/24	CAR	0	0	0.0	0.0	0	0	0	0	0
12/31	@ PHI	1	1	0.0	0.0	0	0	0	0	0
TOTALS		20	16	4.0	44.0	0	0	4	0	1

2005 GAME-BY-GAME

DATE	OPP	TK	SO	SK	YDS	INT	YDS	FF	FR	PD
9/11	@ KC	4	3	1.0	9.0	0	0	0	0	1
9/18	MIA	5	2	1.0	6.0	0	0	1	0	1
9/25	JAX	13	10	1.0	5.0	0	0	1	0	0
10/2	@ BAL	6	4	0.0	0.0	0	0	0	0	0
10/9	TB	1	1	0.0	0.0	0	0	0	0	0
10/16	@ BUF	1	1	0.0	0.0	0	0	0	0	0
10/24	@ ATL	4	3	1.5	4.0	0	0	0	0	0
11/6	SD	2	1	1.0	8.0	0	0	1	0	0
11/13	@ CAR	9	6	0.0	0.0	0	0	0	0	0
11/20	@ DEN	4	3	0.0	0.0	0	0	0	0	0
11/27	NO	1	1	0.0	0.0	0	0	0	0	0
12/4	@ NE	3	2	1.0	11.0	0	0	0	0	0
12/11	OAK	4	3	2.0	15.0	0	0	2	1	0
12/18	@ MIA	5	4	0.0	0.0	0	0	0	0	0
12/26	NE	3	2	1.0	7.0	0	0	0	0	0
1/1	BUF	2	2	1.0	10.0	0	0	1	0	0
TOTALS		67	48	10.5	75.0	0	0	6	1	2

2004 GAME-BY-GAME

DATE	OPP	TK	SO	SK	YDS	INT	YDS	FF	FR	PD
9/12	CIN	2	0	1.0	10.0	0	0	0	0	0
9/19	@ SD	0	0	0.0	0.0	0	0	0	0	0
10/3	@ MIA	4	3	2.0	7.0	0	0	1	1	1
10/10	BUF	6	6	3.0	18.0	0	0	0	0	0
10/17	SF	3	3	1.0	4.0	0	0	0	0	1
10/24	@ NE	3	2	0.5	4.5	0	0	1	0	0
11/1	MIA	3	2	1.0	9.0	0	0	1	0	0
11/7	@ BUF	1	1	0.0	0.0	0	0	0	0	0
11/14	BAL	8	6	1.0	7.5	0	0	0	0	0
11/21	@ CLE	6	3	0.0	0.0	0	0	0	0	0
11/28	@ ARZ	9	5	0.0	0.0	0	0	0	0	0
12/5	HOU	3	0	0.0	0.0	0	0	0	0	0
12/12	@ PIT				INACTIVE					
12/19	SEA				INACTIVE					
12/26	NE				INACTIVE					
1/2	@ STL				INACTIVE					
TOTALS		48	33	9.5	60.0	0	0	3	1	2

2003 GAME-BY-GAME

DATE	OPP	TK	SO	SK	YDS	INT	YDS	FF	FR	PD
9/4	@ WAS	9	6	2.0	13.0	0	0	1	0	0
9/14	MIA	8	5	0.0	0.0	0	0	0	0	0
9/21	@ NE	4	2	0.0	0.0	0	0	0	0	0
9/28	DAL	5	5	0.5	1.0	0	0	0	0	0
10/12	BUF				INACTIVE					
10/19	@ HOU	1	1	0.0	0.0	0	0	0	0	0
10/26	@ PHI	9	8	3.5	28.0	0	0	0	0	0
11/2	NYG				INACTIVE					
11/9	@ OAK				INACTIVE					
11/16	@ IND				INACTIVE					
11/23	JAX	1	0	0.0	0.0	0	0	0	0	0
12/1	TEN				INACTIVE					
12/7	@ BUF				INJURED RESERVE					
12/14	PIT				INJURED RESERVE					
12/20	NE				INJURED RESERVE					
12/28	@ MIA				INJURED RESERVE					
TOTALS		37	27	6.0	42.0	0	0	1	0	0



2002 GAME-BY-GAME										
DATE	OPP	TK	SO	SK	YDS	INT	YDS	FF	FR	PD
9/8	@ BUF	6	3	1.0	6.0	0	0	0	0	0
9/15	NE	6	3	0.0	0.0	0	0	0	0	0
9/22	@ MIA	7	7	0.0	0.0	0	0	0	0	0
9/29	@ JAX	6	4	0.0	0.0	0	0	0	0	0
10/6	KC	2	1	1.0	7.0	0	0	0	0	0
10/20	MIN	4	3	0.0	0.0	0	0	0	0	0
10/27	CLE	3	2	1.0	6.0	0	0	0	0	0
11/3	@ SD	2	1	0.0	0.0	0	0	0	0	0
11/10	MIA	4	2	2.0	7.0	0	0	1	0	0
11/17	@ DET	5	3	0.0	0.0	0	0	0	0	1
11/24	BUF	8	5	0.0	0.0	0	0	0	0	0
12/2	@ OAK	5	1	1.0	1.0	0	0	0	0	0
12/8	DEN	6	4	1.0	6.0	0	0	0	0	1
12/15	@ CHI	6	5	1.5	10.0	0	0	0	0	0
12/22	@ NE	6	5	1.5	11.0	0	0	0	0	0
12/29	GB	6	3	0.0	0.0	0	0	0	0	0
TOTALS		82	52	10.0	54.0	0	0	1	0	2

2002 POSTSEASON										
DATE	OPP	TK	SO	SK	YDS	INT	YDS	FF	FR	PD
1/4	IND	4	3	1.0	13.0	0	0	0	0	0
1/11	@ OAK	7	4	1.0	7.0	0	0	0	0	1
TOTALS		11	7	2.0	20.0	0	0	0	0	1

2001 GAME-BY-GAME										
DATE	OPP	TK	SO	SK	YDS	INT	YDS	FF	FR	PD
9/9	IND	5	5	1.0	9.0	0	0	0	0	0
9/23	@ NE	9	6	1.0	4.0	0	0	1	1	0
10/1	SF	7	5	0.0	0.0	0	0	0	0	0
10/7	@ BUF	5	4	0.0	0.0	0	0	1	1	0
10/14	MIA	1	1	0.0	0.0	0	0	1	0	0
10/21	STL	1	1	0.5	0.0	0	0	0	0	0
10/28	@ CAR	5	3	1.0	6.0	0	0	0	0	0
11/4	@ NO	6	5	4.0	15.0	0	0	0	0	0
11/11	KC	11	7	1.5	8.5	0	0	1	0	0
11/18	@ MIA	7	5	1.0	2.0	0	0	0	0	0
12/2	NE	4	2	1.0	7.0	0	0	1	0	0
12/9	@ PIT	3	1	0.0	0.0	0	0	0	0	0
12/16	CIN	8	7	0.0	0.0	0	0	0	0	0
12/23	@ IND	4	3	1.0	1.0	0	0	1	1	0
12/30	BUF	3	0	0.0	0.0	0	0	0	0	0
1/6	@ OAK	3	3	1.0	6.0	0	0	0	0	0
TOTALS		82	58	13.0	58.5	0	0	6	3	0

2001 POSTSEASON										
DATE	OPP	TK	SO	SK	YDS	INT	YDS	FF	FR	PD
1/12	@ OAK	2	1	0.0	0.0	0	0	0	0	0
TOTALS		2	1	0.0	0.0	0	0	0	0	0

2000 GAME-BY-GAME										
DATE	OPP	TK	SO	SK	YDS	INT	YDS	FF	FR	PD
9/3	@ GB	0	0	0.0	0.0	0	0	0	0	0
9/11	NE	4	2	1.0	8.0	0	0	0	0	0
9/17	BUF	1	0	0.5	2.0	0	0	0	0	0
9/24	@ TB	4	3	1.0	9.0	0	0	1	0	0
10/8	PIT	0	0	0.0	0.0	0	0	0	0	0
10/15	@ NE	3	3	2.0	15.0	0	0	1	0	0
10/23	MIA	INACTIVE								
10/29	@ BUF	INACTIVE								
11/5	DEN	INACTIVE								
11/12	@ IND	INACTIVE								
11/19	@ MIA	INJURED RESERVE								
11/26	CHI	INJURED RESERVE								
12/3	IND	INJURED RESERVE								
12/10	@ OAK	INJURED RESERVE								
12/17	DET	INJURED RESERVE								
12/24	@ BAL	INJURED RESERVE								
TOTALS		12	8	4.5	34.0	0	0	2	0	0



98 DE

JAMAAL ANDERSON

HT: 6' 6"	WT: 289	NFL EXP: 3	ACQ: D1-'07	3 RD YEAR WITH FALCONS
BIRTHDATE: 2/6/86		COLLEGE: UNIVERSITY OF ARKANSAS		

TRANSACTIONS

- Selected as a first round (8th pick overall) draft choice by Atlanta in 2007.

CAREER

- In his first two seasons in a Falcons uniform, has totaled 81 tackles (57 solo), two sacks, one forced fumble and six passes defended.

2008 (FALCONS)

- Started 15 games and finished the season with 36 tackles (28 solo), two sacks and three passes defended.

- Tied a career-high in tackles (seven) including a career-high six solo stops at Tampa Bay (9/14).

- Registered two tackles, two passes defended and his first career sack (four yards) vs. Chicago (10/12).

- Tallied two tackles and one sack (six yards) at Philadelphia (10/26).

- Recorded two tackles and blocked his first career field goal at San Diego (11/30).

2007 (FALCONS)

- In his rookie season, started all 16 games and finished with 45 tackles, three passes defended and one forced fumble.

- Collared four tackles and recorded his first career forced fumble at Tennessee (10/7). The fumble was recovered by CB DeAngelo Hall and returned 56 yards for a touchdown, giving the Falcons an early 7-0 lead.

- Collected seven tackles at Carolina (11/11) for a defensive unit that allowed a season-low 10 first downs in a 20-13 victory.

- Notched a career-high five solo tackles vs. Indianapolis (11/22).

- Tied a career-high with seven tackles at Tampa Bay (12/16).

COLLEGE

- Totaled 130 tackles and 17.5 sacks in his three-year career at Arkansas.

- In his senior season, recorded 13.5 sacks which ranked third in the nation and led the Southeastern Conference. Ranked sixth on the team with 65 tackles (44 solo) and finished second in the SEC and 12th in the nation with an average of 1.43 stops behind the line of scrimmage per game.

- Tallied 47 tackles (28 solo) with four sacks for -33 yards and ranked second on the squad with 10.5 stops for losses totaling 58 yards in his junior campaign. Earned SEC Defensive Lineman of the Week honors versus Mississippi State.

PERSONAL

- Attended Parkview (Little Rock, Ark.) High School and was a standout wide receiver and defensive end. Also added All-Junior Arkansas honors in addition to receiving All-Conference accolades. Voted the most outstanding receiver on his squad. Left as the all-time leading receiver at Parkview High history after eclipsing the mark held by former Green Bay Packers tight end Keith Jackson.

- Racked up 85 catches for 1,620 yards and 13 touchdowns.

- Owens career school records for the most receptions and most touchdown catches.

- Sociology major.

- Member of the 2004-05 Lon Farrell Academic Honor Roll.

- Son of Karen and Glenn Anderson.



ANDERSON'S CAREER DEFENSIVE STATISTICS

YEAR	GP/GS	TK	SO	AST	SK	YDS	INT	YDS	LG	TD	PD	FF	FR	YDS	TD
2007 ATL	16/16	45	29	16	0.0	0.0	0	0	0	0	3	1	0	0	0
2008 ATL	15/15	36	28	8	2.0	10.0	0	0	0	0	3	0	0	0	0
TOTAL	31/31	81	57	24	2.0	10.0	0	0	0	0	6	1	0	0	0

ANDERSON'S CAREER POSTSEASON STATISTICS

YEAR	GP/GS	TK	SO	AST	SK	YDS	INT	YDS	LG	TD	PD	FF	FR	YDS	TD
2008 ATL															
TOTAL	0/0	0	0	0	0.0	0.0	0	0	0	0	0	0	0	0	0

• Additional Statistics: Blocked a field goal at San Diego (11/30/08).

ANDERSON'S BEST GAMES

TACKLES	SACKS	FORCED FUMBLES	PASSES DEFENSED
7, Three Times	1.0, Two Times	1 @ TEN (10/7/07)	2 vs. CHI (10/12/08)
Last vs. TB (9/14/08)	Last @ PHI (10/26/08)		

2008 GAME-BY-GAME

DATE	OPP	TK	SO	SK	YDS	INT	YDS	FF	FR	PD
9/7	DET	5	4	0.0	0.0	0	0	0	0	0
9/14	@ TB	7	6	0.0	0.0	0	0	0	0	0
9/21	KC	3	3	0.0	0.0	0	0	0	0	0
9/28	@ CAR	3	2	0.0	0.0	0	0	0	0	0
10/5	@ GB	2	2	0.0	0.0	0	0	0	0	0
10/12	CHI	2	2	1.0	4.0	0	0	0	0	2
10/26	@ PHI	2	2	1.0	6.0	0	0	0	0	0
11/2	@ OAK	1	0	0.0	0.0	0	0	0	0	0
11/9	NO	2	1	0.0	0.0	0	0	0	0	0
11/16	DEN	2	1	0.0	0.0	0	0	0	0	0
11/23	CAR	2	2	0.0	0.0	0	0	0	0	1
11/30	@ SD	2	2	0.0	0.0	0	0	0	0	0
12/7	@ NO	0	0	0.0	0.0	0	0	0	0	0
12/14	TB	2	0	0.0	0.0	0	0	0	0	0
12/21	@ MIN	1	1	0.0	0.0	0	0	0	0	0
12/28	STL	0	0	0.0	0.0	0	0	0	0	0
TOTALS		36	28	2.0	10.0	0	0	0	0	3

2007 GAME-BY-GAME

DATE	OPP	TK	SO	SK	YDS	INT	YDS	FF	FR	PD
9/9	@ MIN	2	1	0.0	0.0	0	0	0	0	0
9/16	@ JAX	2	2	0.0	0.0	0	0	0	0	0
9/23	CAR	3	3	0.0	0.0	0	0	0	0	0
9/30	HOU	3	1	0.0	0.0	0	0	0	0	0
10/7	@ TEN	4	2	0.0	0.0	0	0	1	0	0
10/15	NYG	2	1	0.0	0.0	0	0	0	0	1
10/21	@ NO	3	3	0.0	0.0	0	0	0	0	0
11/4	SF	1	0	0.0	0.0	0	0	0	0	1
11/11	@ CAR	7	3	0.0	0.0	0	0	0	0	0
11/18	TB	1	1	0.0	0.0	0	0	0	0	1
11/22	IND	5	5	0.0	0.0	0	0	0	0	0
12/2	@ STL	2	0	0.0	0.0	0	0	0	0	0
12/10	NO	0	0	0.0	0.0	0	0	0	0	0
12/16	@ TB	7	4	0.0	0.0	0	0	0	0	0
12/23	@ ARZ	3	3	0.0	0.0	0	0	0	0	0
12/30	SEA	0	0	0.0	0.0	0	0	0	0	0
TOTALS		45	29	0.0	0.0	0	0	1	0	3

2008 POSTSEASON

DATE	OPP	TK	SO	SK	YDS	INT	YDS	FF	FR	PD
1/3	@ ARZ									
TOTALS		0	0	0.0	0.0	0	0	0	0	0





95

DT



JONATHAN BABINEAUX

HT: 6' 2"	WT: 296	NFL EXP: 5	ACQ: D2-'05	5 TH YEAR WITH FALCONS
BIRTHDATE: 10/12/81		COLLEGE: UNIVERSITY OF IOWA		

TRANSACTIONS

- Selected as a second round (59th pick overall) draft choice by Atlanta in 2005.

CAREER

- Ranked fourth in the NFL in tackles for loss with 9.5 (not including sacks) according to STATS, Inc. in 2008.
- Has amassed 23.0 tackles for loss over the past three seasons.
- Selected to the 2008 *USA Today* All-Joe team.

- Posted his highest tackle total in 2007 with 53 stops (37 solo) while setting a new game-high with a two-sack performance against Jacksonville in Week 2.
- Ranked third among NFL defensive tackles in tackles for loss (seven) in 2006.

2008 (FALCONS)

- Started 15 of 16 contests and tallied 38 tackles (30 solo), 3.5 sacks for a loss of 26.5 yards, one forced fumble and two passes defended.
- Registered a season-high five tackles vs. Chicago (10/12).
- Notched one tackle and one fumble recovery at Oakland (11/2) for a defense that allowed a franchise-low three first downs in the contest.
- Posted two tackles, 1.5 sacks (10.5 yards) and one pass defended at San Diego (11/30). The sacks marked his second-career multiple-sack game.
- Started in Atlanta's Wild Card meeting at Arizona (1/3/09) and tallied three tackles (two solo).

2007 (FALCONS)

- Totalled 53 tackles (37 solo) while adding three sacks and two forced fumbles. Also recorded one fumble recovery and notched two passes defended.
- Started at defensive tackle and collared a career-high two sacks at Jacksonville (9/16) in addition to posting two tackles and one forced fumble.
- Collared seven tackles at Tampa Bay (12/16) for a defensive unit that allowed a season-low 109 passing yards.
- Led all defensive linemen with a career-high eight tackles and one pass defended at Arizona (12/23) for a defensive unit that allowed only 76 rushing yards.

- Posted five tackles, one sack (eight yards), one forced fumble and one fumble recovery vs. Seattle (12/30) for a defense that produced three turnovers in the 44-41 victory.

2006 (FALCONS)

- Saw action in 16 games with one start and tallied 38 tackles to go along with one sack, one interception, one forced fumble, one fumble recovery and three passes defended.
- Started at defensive tackle for an injured Rod Coleman (toe) vs. Pittsburgh (10/22) and posted five tackles, one sack, one fumble recovery and his first-career forced fumble.
- Tallied two tackles and his first career interception (six yards) at Detroit (11/5).

**2005 (FALCONS)**

- Played in all 16 games, including six starts (Weeks 9-14) at right defensive end and recorded 36 tackles, one fumble recovery, one half-sack and one pass defended.
- Posted one tackle and one fumble recovery in his first career game vs. Philadelphia (9/12).
- Recorded two tackles and a half of a sack in his second career start vs. Green Bay (11/13).

COLLEGE

- Four-year letterman at Iowa, starting 31 of 42 games and recording 131 tackles, 19 sacks, five forced fumbles, four fumble recoveries and one interception.
- Earned All-America and first-team All-Big Ten honors as the team's Most Valuable Player on de-

fense after leading the conference with 11.0 sacks as a senior. Also named the recipient of the Big Ten Conference Sportsmanship Award.

PERSONAL

- Lettered in football, baseball and basketball at Lincoln (Port Arthur, TX) High School.
- First-team all-conference linebacker and team captain as a senior, while also competing at defensive end, fullback and punter. Also a member of the number one ranked basketball team in the state of Texas.
- Jonathan's brother, Jordan, is a defensive back for the Seattle Seahawks. He is the youngest of five children.
- Born Jonathan Babineaux on October 12, 1981 in Port Arthur, Texas.

BABINEAUX'S CAREER DEFENSIVE STATISTICS

YEAR	GP/GS	TK	SO	AST	SK	YDS	INT	YDS	LG	TD	PD	FF	FR	YDS	TD
2005	ATL 16/6	36	25	11	0.5	0.5	0	0	0	0	1	0	1	1	0
2006	ATL 16/1	38	25	13	1.0	10.0	1	6	6	0	3	1	1	0	0
2007	ATL 14/9	53	37	16	3.0	17.0	0	0	0	0	2	2	1	11	0
2008	ATL 16/15	38	30	8	3.5	26.5	0	0	0	0	2	0	1	0	0
TOTAL	62/31	165	117	48	8.0	54.0	1	6	6	0	8	3	4	12	0

BABINEAUX'S CAREER POSTSEASON STATISTICS

YEAR	GP/GS	TK	SO	AST	SK	YDS	INT	YDS	LG	TD	PD	FF	FR	YDS	TD
2008	ATL 1/1	3	2	1	0.0	0.0	0	0	0	0	0	0	0	0	0
TOTAL	1/1	3	2	1	0.0	0.0	0	0	0	0	0	0	0	0	0

BABINEAUX'S BEST GAMES

TACKLES	SACKS	FORCED FUMBLES	PASSES DEFENSED
8 @ ARZ (12/23/07)	2.0 @ JAX (9/16/07)	1, Three Times	1, Eight Times
7 @ TB (12/16/07)	1.5 @ SD (11/30/08)	Last vs. SEA (12/30/07)	Last @ SD (11/30/08)

BABINEAUX'S BEST POSTSEASON GAMES

TACKLES	SACKS	FORCED FUMBLES	PASSES DEFENSED
3 @ ARZ (1/3/09)	-	-	-



2008 GAME-BY-GAME										
DATE	OPP	TK	SO	SK	YDS	INT	YDS	FF	FR	PD
9/7	DET	3	3	0.0	0.0	0	0	0	0	0
9/14	@ TB	3	2	1.0	8.0	0	0	0	0	0
9/21	KC	3	3	0.0	0.0	0	0	0	0	0
9/28	@ CAR	3	2	0.0	0.0	0	0	0	0	0
10/5	@ GB	2	1	0.0	0.0	0	0	0	0	0
10/12	CHI	5	4	0.0	0.0	0	0	0	0	0
10/26	@ PHI	1	1	0.0	0.0	0	0	0	0	0
11/2	@ OAK	1	1	0.0	0.0	0	0	0	1	0
11/9	NO	0	0	0.0	0.0	0	0	0	0	0
11/16	DEN	2	2	1.0	8.0	0	0	0	0	0
11/23	CAR	3	1	0.0	0.0	0	0	0	0	1
11/30	@ SD	2	2	1.5	10.5	0	0	0	0	1
12/7	@ NO	3	2	0.0	0.0	0	0	0	0	0
12/14	TB	3	3	0.0	0.0	0	0	0	0	0
12/21	@ MIN	1	1	0.0	0.0	0	0	0	0	0
12/28	STL	3	2	0.0	0.0	0	0	0	0	0
TOTALS		38	30	3.5	26.5	0	0	0	1	2

2008 POSTSEASON										
DATE	OPP	TK	SO	SK	YDS	INT	YDS	FF	FR	PD
1/3	@ ARZ	3	2	0.0	0.0	0	0	0	0	0
TOTALS		3	2	0.0	0.0	0	0	0	0	0

2007 GAME-BY-GAME										
DATE	OPP	TK	SO	SK	YDS	INT	YDS	FF	FR	PD
9/9	@ MIN	3	1	0.0	0.0	0	0	0	0	0
9/16	@ JAX	2	2	2.0	9.0	0	0	1	0	0
9/23	CAR	3	2	0.0	0.0	0	0	0	0	1
9/30	HOU	INACTIVE								
10/7	@ TEN	INACTIVE								
10/15	NYG	3	2	0.0	0.0	0	0	0	0	0
10/21	@ NO	2	1	0.0	0.0	0	0	0	0	0
11/4	SF	3	1	0.0	0.0	0	0	0	0	0
11/11	@ CAR	2	0	0.0	0.0	0	0	0	0	0
11/18	TB	5	5	0.0	0.0	0	0	0	0	0
11/22	IND	1	1	0.0	0.0	0	0	0	0	0
12/2	@ STL	5	3	0.0	0.0	0	0	0	0	0
12/10	NO	4	3	0.0	0.0	0	0	0	0	0
12/16	@ TB	7	3	0.0	0.0	0	0	0	0	0
12/23	@ ARZ	8	8	0.0	0.0	0	0	0	0	1
12/30	SEA	5	5	1.0	8.0	0	0	1	1	0
TOTALS		53	37	3.0	17.0	0	0	2	1	2

2006 GAME-BY-GAME										
DATE	OPP	TK	SO	SK	YDS	INT	YDS	FF	FR	PD
9/10	@ CAR	2	1	0.0	0.0	0	0	0	0	0
9/17	TB	2	1	0.0	0.0	0	0	0	0	0
9/25	@ NO	3	3	0.0	0.0	0	0	0	0	0
10/1	ARZ	1	0	0.0	0.0	0	0	0	0	0
10/15	NYG	2	1	0.0	0.0	0	0	0	0	0
10/22	PIT	5	4	1.0	10.0	0	0	1	1	0
10/29	@ CIN	2	2	0.0	0.0	0	0	0	0	1
11/5	@ DET	2	1	0.0	0.0	1	6	0	0	1
11/12	CLE	0	0	0.0	0.0	0	0	0	0	1
11/19	@ BAL	4	2	0.0	0.0	0	0	0	0	0
11/26	NO	2	1	0.0	0.0	0	0	0	0	0
12/3	@ WAS	2	1	0.0	0.0	0	0	0	0	0
12/10	@ TB	2	2	0.0	0.0	0	0	0	0	0
12/16	DAL	3	2	0.0	0.0	0	0	0	0	0
12/24	CAR	5	3	0.0	0.0	0	0	0	0	0
12/31	@ PHI	1	1	0.0	0.0	0	0	0	0	0
TOTALS		38	25	1.0	10.0	1	6	1	1	3

2005 GAME-BY-GAME										
DATE	OPP	TK	SO	SK	YDS	INT	YDS	FF	FR	PD
9/12	PHI	1	1	0.0	0.0	0	0	0	1	0
9/18	@ SEA	2	1	0.0	0.0	0	0	0	0	0
9/25	@ BUF	1	1	0.0	0.0	0	0	0	0	0
10/2	MIN	0	0	0.0	0.0	0	0	0	0	0
10/9	NE	1	0	0.0	0.0	0	0	0	0	0
10/16	@ NO	3	1	0.0	0.0	0	0	0	0	0
10/24	NYJ	0	0	0.0	0.0	0	0	0	0	0
11/6	@ MIA	5	2	0.0	0.0	0	0	0	0	0
11/13	GB	2	0	0.5	6.0	0	0	0	0	0
11/20	TB	3	3	0.0	0.0	0	0	0	0	0
11/24	@ DET	3	2	0.0	0.0	0	0	0	0	0
12/4	@ CAR	5	3	0.0	0.0	0	0	0	0	0
12/12	NO	0	0	0.0	0.0	0	0	0	0	0
12/18	@ CHI	3	2	0.0	0.0	0	0	0	0	0
12/24	@ TB	5	5	0.0	0.0	0	0	0	0	1
1/1	CAR	2	1	0.0	0.0	0	0	0	0	0
TOTALS		36	22	0.5	6.0	0	0	0	1	1





72^{OT}

SAM BAKER

HT: 6' 5"	WT: 307	NFL EXP: 2	ACQ: D1b-'08	2 ND YEAR WITH FALCONS
BIRTHDATE: 5/30/85		COLLEGE: UNIVERSITY OF SOUTHERN CALIFORNIA		

TRANSACTIONS

- Originally selected as a first round (21st pick overall) draft choice by Atlanta in 2008.

CAREER

- In his rookie season, paved the way for the Falcons to finish second in the NFL in rushing, averaging 152.7 yards per game.

2008 (FALCONS)

- Competed in eight games starting in five in his rookie season.
- Started at left tackle in his NFL debut and helped open running lanes for a ground attack that amassed a franchise single-game-high 318 yards vs. Detroit (9/7).
- Part of an offensive line that blocked for a season-high 301 passing yards vs. Chicago (10/12).
- Helped open holes for RB Michael Turner to record 208 rushing yards against St. Louis (12/28).

COLLEGE

- All-America first-team selection by the Walter Camp Football Foundation, adding second-team accolades from the *Associated Press*, *College Football News* and *Sports Illustrated* as a senior.

- A unanimous All-Pac 10 Conference first-team choice and was named the team's Co-Offensive Lineman of the Year in 2007.

- A semi-finalist for the Lombardi Award as a senior.

- Selected as the team's Offensive Lineman of the Year in 2004.

PERSONAL

- Attended Tustin High School (California) and earned Super Prep, Prep Star, Student Sports and *Tom Lemming Prep Football Report* All-America first-team honors.
- Named to the Prep Star Top 100 Dream Team, *The Sporting News* Hot 100 and *Tom Lemming's* Top 100.
- Was an *Orange County Register* All-Orange County first-team pick as a senior offensive and defensive lineman in 2002.
- Born Samuel Baker on May 30, 1985.
- He and his wife Antoinette live with their two dogs, Floyd and Rojo.

BAKER'S CAREER GAMES PLAYED/STARTED

2008

ATL

8/5

TOTAL 8/5

BAKER'S CAREER POSTSEASON GAMES PLAYED/STARTED

2008

ATL

1/0

TOTAL 1/0



71 DE

KROY BIERMANN

HT: 6' 3"	WT: 260	NFL EXP: 2	ACQ: D5b - '08	2 ND YEAR WITH FALCONS
BIRTHDATE: 9/12/85		COLLEGE: UNIVERSITY OF MONTANA		

TRANSACTIONS

- Selected as a fifth round (154th pick overall) draft choice by Atlanta in 2008.

CAREER

- In his first season, totaled 14 tackles and two sacks.

2008 (FALCONS)

- Competed in all 16 games in his rookie season and finished the year with 14 tackles (11 solo) and two sacks for a loss of 13 yards.

- Posted two tackles and his first career sack (three yards) at San Diego (11/30).

- Notched two solo tackles and contributed with his second sack of the season against St. Louis (12/28).

- Saw action at Arizona (1/3/09) in a NFC Wild Card contest and posted two tackles and one pass defended.

COLLEGE

- Played in 52 career games while collaring 220 tackles, 32 sacks (second-most in school history), 45 tackles for loss, nine forced fumbles and seven fumble recoveries at Montana.

- Was named the 2007 Big Sky Conference Defensive MVP and collected 70 tackles 15 sacks, 18 tackles for loss and five forced fumbles during his senior campaign.

- Became Montana's first-ever recipient of the Buck Buchanan Award in 2007, given annually by the *Sports Network* to the top defensive player in the Division I Football Championship Subdivision.

- Competed at the outside linebacker position in the 2008 Hula Bowl.

PERSONAL

- Earned eight letters at Hardin High School (Montana), three in football and wrestling and two in track.

- Was a first team all-state pick and team captain as a junior and senior at linebacker.

- Was a first-team all-conference selection at running back in 2002 and 2003.

- Participated in Montana's Annual East-West Shrine Game.

- Born September 12, 1985.

BIERMANN'S CAREER DEFENSIVE STATISTICS

YEAR	GP/GS	TK	SO	AST	SK	YDS	INT	YDS	LG	TD	PD	FF	FR	YDS	TD
2008 ATL	16/0	14	11	3	2.0	13.0	0	0	0	0	0	0	0	0	0
TOTAL	16/0	14	11	3	2.0	13.0	0	0	0	0	0	0	0	0	0

BIERMANN'S CAREER POSTSEASON STATISTICS


YEAR	GP/GS	TK	SO	AST	SK	YDS	INT	YDS	LG	TD	PD	FF	FR	YDS	TD
2008 ATL	1/0	2	2	0	0.0	0.0	0	0	0	0	1	0	0	0	0
TOTAL	1/0	2	2	0	0.0	0.0	0	0	0	0	1	0	0	0	0

- Additional Statistics: Seven special teams tackles in 2008.



2008 GAME-BY-GAME										
DATE	OPP	TK	SO	SK	YDS	INT	YDS	FF	FR	PD
9/7	DET	0	0	0.0	0.0	0	0	0	0	0
9/14	@ TB	1	0	0.0	0.0	0	0	0	0	0
9/21	KC	0	0	0.0	0.0	0	0	0	0	0
9/28	@ CAR	0	0	0.0	0.0	0	0	0	0	0
10/5	@ GB	1	1	0.0	0.0	0	0	0	0	0
10/12	CHI	1	1	0.0	0.0	0	0	0	0	0
10/26	@ PHI	2	1	0.0	0.0	0	0	0	0	0
11/2	@ OAK	0	0	0.0	0.0	0	0	0	0	0
11/9	NO	0	0	0.0	0.0	0	0	0	0	0
11/16	DEN	0	0	0.0	0.0	0	0	0	0	0
11/23	CAR	0	0	0.0	0.0	0	0	0	0	0
11/30	@ SD	2	2	1.0	3.0	0	0	0	0	0
12/7	@ NO	0	0	0.0	0.0	0	0	0	0	0
12/14	TB	3	2	0.0	0.0	0	0	0	0	0
12/21	@ MIN	2	2	0.0	0.0	0	0	0	0	0
12/28	STL	2	2	1.0	10.0	0	0	0	0	0
TOTALS		14	11	2.0	13.0	0	0	0	0	0

2008 POSTSEASON										
DATE	OPP	TK	SO	SK	YDS	INT	YDS	FF	FR	PD
1/3	@ ARZ	2	2	0.0	0.0	0	0	0	0	1
TOTALS		2	2	0.0	0.0	0	0	0	0	1





63 OG

JUSTIN BLALOCK

HT: 6' 4" WT: 329 NFL EXP: 3 ACQ: D2a - '07 3RD YEAR WITH FALCONS

BIRTHDATE: 12/20/83 COLLEGE: UNIVERSITY OF TEXAS

TRANSACTIONS

- Originally selected as a second round (39th pick overall) draft choice by Atlanta in 2007.

CAREER

- In his first two seasons, has started in all 30 contests he has participated in.
- For the first time in four years, was one of three Falcons rookies to start in the season opener and one of two Atlanta rookies to start on the offensive line, which ranked second to the Baltimore Ravens in 2007.

2008 (FALCONS)

- Started all 16 games at guard and helped the Falcons rank second in the NFL in rushing average per game (152.7).
- Part of an offensive line that set a franchise record allowing only 17 sacks over the course of the season.

- Started on an offensive line that paved the way for a franchise single-game-high 318 rushing yards vs. Detroit (9/7), including a career and franchise-high 220 rushing yards by RB Michael Turner.
- Member of an offensive line that helped tie a franchise-high in rushing touchdowns (five) vs. Carolina (11/23).
- Started at left guard for an offensive line that did not allow a sack on 33 pass attempts at New Orleans (12/7).
- Recovered a Matt Ryan fumble in the end zone and became the first Falcons offensive lineman to record a touchdown since 1996 (Robie Tobeck) at Minnesota (12/21).
- Blocked for a Falcons rushing attack, which totaled 263 yards vs. St. Louis (12/28).



2007 (FALCONS)

- Started 14 games at the left guard position in his rookie campaign.
- Started his first career NFL game at Minnesota (9/9) and helped the offense record 265 total yards.
- Member of an offensive line that assisted the offense in producing a season-high 442 total yards vs. Carolina (9/23).
- Member of an offensive line that cleared rushing lanes for RB Warrick Dunn and his season-high 100 rushing yards vs. San Francisco (11/4).
- Cleared running lanes for a ground attack that combined for 112 total rushing yards vs. Indianapolis (11/22), including RB Warrick Dunn eclipsing the 10,000 career rushing yard mark.

COLLEGE

- A unanimous All-America and All-Big 12 Conference first-team selection at Texas as a senior.
- Finalist for the Lombardi Award (nation's top lineman) and Outland Trophy (nation's top interior lineman).
- Member of the Longhorns National Championship team of 2006, blocking for quarterback Vince Young of the Tennessee Titans.
- Started the team's first six games at right offensive tackle before shifting to right guard for the final seven contests, extending his school record string of 51 consecutive games.
- Earned All-Big 12 Conference first-team honors from the *Associated Press* as a junior.

- Started all year at right offensive tackle, where he was a key part of a line that helped Texas rank first in the nation in scoring offense (50.2 ppg), second in rushing offense (274.9 ypg) and third in total offense (512.1 ypg).
- Blalock collected 112 knockdowns with 13 touch-down-resulting blocks and had 13 more blocks down field.
- All-Big 12 Conference first-team selection by the league's coaches and the Austin American-Statesman, adding second team accolades from the *Associated Press*, *Dallas Morning News*, *Fort Worth Star-Telegram* and *San Antonio Express-News* as a sophomore.
- Named first-team Freshman All-America by the Football Writers Association of America and *The Sporting News* after his freshman redshirt season.

PERSONAL

- Attended Plano East (Tex.) High School.
- Three-year starter at offensive guard and earned first-team All-America honors from *USA Today* as a senior, and was also a first-team All-State Class 5A, all-area and all-district selection.
- One of five finalists for the 2002 Watkins Award, which is presented to the nation's top African-American high school scholar-athlete.
- Born Justin Christopher Blalock on December 20, 1983 in Dallas, Texas.


BLALOCK'S CAREER GAMES PLAYED/STARTED

2008	2007
ATL	ATL
16/16	14/14
TOTAL	30/30


BLALOCK'S CAREER POSTSEASON GAMES PLAYED/STARTED

2008
ATL
1/1
TOTAL
1/1





42^s



ERIC BROCK

HT: 6' 0"	WT: 204	NFL EXP: 1	ACQ: FA-'08	2 ND YEAR WITH FALCONS
BIRTHDATE: 4/24/85		COLLEGE: AUBURN UNIVERSITY		

TRANSACTIONS

- Signed as an undrafted rookie free agent by Atlanta on May 19, 2008.
- Signed to the Falcons practice squad on August 31 before being promoted to the 53-man roster on December 16.
- Finished fourth on the team in tackles with 50 in 2006 and tied for third on the team with five tackles against Nebraska in the Cotton Bowl.
- Competed in all 12 games in 2005 making seven starts and posting 30 stops.

2008 (FALCONS)

- Spent the majority of the season on the Falcons practice squad before seeing his first NFL action in the season finale against St. Louis (12/28).

COLLEGE

- Finished fifth on an Auburn Tigers defense with 59 tackles in 2007 while setting a season-high with eight stops against LSU.
- Attended Benjamin Russell High School (Alabama) and finished with 84 tackles, six interceptions and four blocked punts as a senior.
- Caught 25 passes for 515 yards and six touchdowns on offense.
- Helped lead his team to a 13-2 record and 5A state championship as a junior and a 10-3 record as a senior.
- Born on April 4, 1985.


BROCK'S CAREER DEFENSIVE STATISTICS

YEAR	GP/GS	TK	SO	AST	SK	YDS	INT	YDS	LG	TD	PD	FF	FR	YDS	TD
2008 ATL	1/0	0	0	0	0.0	0.0	0	0	0	0	0	0	0	0	0
TOTAL	1/0	0	0	0	0.0	0.0	0	0	0	0	0	0	0	0	0

BROCK'S CAREER POSTSEASON STATISTICS


YEAR	GP/GS	TK	SO	AST	SK	YDS	INT	YDS	LG	TD	PD	FF	FR	YDS	TD
2008 ATL															
TOTAL	0/0	0	0	0	0.0	0.0	0	0	0	0	0	0	0	0	0





27

RB



THOMAS BROWN

HT: 5' 8"	WT: 203	NFL EXP: 1	ACQ: D6-'08	2 ND YEAR WITH FALCONS
BIRTHDATE: 5/15/86		COLLEGE: UNIVERSITY OF GEORGIA		

TRANSACTIONS

- Originally selected as a sixth round (172nd pick overall) draft choice by Atlanta in 2008.

2008 (FALCONS)

- Spent the 2008 season on injured-reserve with a groin injury.

COLLEGE

- Ranked fifth in Georgia history with 529 rushing attempts and 2,646 yards.
- Totaled 3,767 all-purpose yards, which ranked fourth in Georgia history and averaged 22.7 yards per kickoff return.

- Ran for over 100 yards in seven contests.

PERSONAL

- Attended Tucker High School (Georgia) and was an *Atlanta Journal-Constitution* Super 11, Super Southern 100 and Class AAAA All-State choice as a senior.
- Rushed for 1,632 yards and 13 touchdowns as a junior and in seven games during his senior season, added 941 yards and 17 scores.
- Public relations major.



70

OL



MICHAEL BUTTERWORTH

HT: 6' 7"	WT: 304	NFL EXP: 1	ACQ: FA-'08	2 ND YEAR WITH FALCONS
BIRTHDATE: 1/7/85		COLLEGE: SLIPPERY ROCK UNIVERSITY		

TRANSACTIONS

- Originally signed as an undrafted rookie free agent by Atlanta on April 28, 2008 and was waived at the end of training camp before being signed to the practice squad on December 16, 2008.

2008 (FALCONS)

- Spent the final two regular season games and Atlanta's Wild Card meeting against Arizona on the practice squad.

COLLEGE

- Earned All-America honorable mention honors by *Don Hansen's Football Gazette* in 2007.

- Garnered *ESPN The Magazine* Academic All-America honors in two seasons and was a first-team All-Pennsylvania State Athletic Conference Western Division selection for three years.

PERSONAL

- Attended Northern Cambria High School (Pennsylvania) and lettered in football, baseball, track and field and basketball.
- Earned all-star honors from the Heritage Conference, *Indiana Gazette*, *Johnstown Tribune-Democrat* and the *Altoona Mirror*.
- Earned Athlete of the Year in track and field.



77

OT

TYSON CLABO

HT: 6' 6"	WT: 331	NFL EXP: 4	ACQ: FA-'06	4 TH YEAR WITH FALCONS
BIRTHDATE: 10/17/81		COLLEGE: WAKE FOREST UNIVERSITY		

TRANSACTIONS

- Originally signed by the Denver Broncos as an undrafted rookie free agent on April 26, 2004. Waived by the Broncos on September 5. Signed by the New York Giants practice squad on September 7. Released from the Giants practice squad on September 21. Signed to the San Diego Chargers practice squad on October 5. Released by the Chargers on October 11. Signed by the Broncos on December 21.
- Allocated to the Hamburg Sea Devils of NFL Europa. Waived by the Denver Broncos on September 3, 2005.
- Signed to the Atlanta Falcons practice squad on September 21, 2005.
- Re-signed by the Falcons on January 2, 2006.
- Started his 16th game at right tackle against St. Louis (12/28) and helped RB Michael Turner rush for 208 yards, the second-highest rushing total in a single game in team history.
- Started in his first career postseason contest and provided time for the offense to record 190 net passing yards at Arizona (1/3/09) in a NFC Wild Card contest.

2007 (FALCONS)

CAREER

- A versatile lineman that has seen extensive action in his first three years with the Falcons, starting 37 games at right guard, right tackle and one contest at left guard.

2008 (FALCONS)

- Started all 16 games for the first time in his career at right tackle and was part of an offensive line that assisted a Falcons rushing attack that ranked second in the NFL (152.7 avg. per game).
- Atlanta's offensive line set a franchise record allowing a season-low 17 sacks and one sack for an average of 25.5 plays.
- Started on an offensive line that helped produce 474 total offensive yards vs. Detroit (9/7), including a franchise single-game high 318 rushing yards.
- Helped produce 414 total yards of offense at New Orleans (12/7).
- Started at right tackle for the first time in his NFL career vs. New York (10/15) for an injured T Todd Weiner (knee) as the offense posted 103 total rushing yards.
- Started at right tackle for an offensive unit that produced a season-high 155 total rushing yards vs. San Francisco (11/4), including a season-high 100 yards by RB Warrick Dunn.
- Part of an offensive unit that totaled 435 yards and recorded a season-high 23 first downs at St. Louis (12/2).
- Entered the starting lineup vs. Pittsburgh (10/22), where he helped open holes for a running game that tallied 173 rushing yards.
- Started at right guard the following week at Cincinnati (10/29) for an injured Kynan Forney and helped the team produce over 400 yards of total offense.
- Helped block for a running game that tallied 281 rushing yards vs. New Orleans (11/26).



2005 (FALCONS)

- Spent the majority of the season on the Falcons practice squad.

2004 (BRONCOS)

- Was inactive for the final two contests on the Broncos active roster after spending time on the practice squads of the San Diego Chargers and New York Giants.

NFL EUROPA

- Earned All-NFL Europa League honors in 2005 as a member of the Hamburg Sea Devils.

COLLEGE

- Started the final 36 games of his college career and a total of 37 contests of 47 games played at Wake Forest.
- Earned first-team All-Atlantic Conference honors as a senior.
- Started all 13 games as a junior and moved to left guard after playing tackle in 2001, helping the

Deacon ground game lead the ACC in rushing for the second straight year.

- Started all 11 games at left tackle as a sophomore as he was the only underclassman to start every contest that year.

- Saw action in 10 games as a true freshman.

PERSONAL

- Versatile athlete who lettered in football and basketball at Farragut (TN) High School.
- A three-year starter on the football team at offensive guard and tackle, he earned all-conference honors as a junior and senior.
- Averaged a double-double – 18 points and 10 rebounds per game – on the basketball team.
- Cousin, Neil, was a former NFL punter (1975-77) for the Pittsburgh Steelers and Minnesota Vikings.
- Born Tyson Clabo on October 17, 1981 in Knoxville, Tennessee.

CLABO'S CAREER GAMES PLAYED/STARTED

2008	2007	2006	2005	2004
ATL	ATL	ATL	ATL	DEN
16/16	11/11	10/10	0/0	0/0
TOTAL	37/37			

CLABO'S CAREER POSTSEASON GAMES PLAYED/STARTED

2008
ATL
1/1
TOTAL
1/1





26^s



ERIK COLEMAN

HT: 5' 10"	WT: 207	NFL EXP: 6	ACQ: FA-'08	2 ND YEAR WITH FALCONS
BIRTHDATE: 5/6/82		COLLEGE: WASHINGTON STATE UNIVERSITY		

TRANSACTIONS

- Selected by the New York Jets in the fifth round (143rd overall) of the 2004 NFL Draft.
- Signed by Atlanta as a free agent on March 1, 2008.

CAREER

- A veteran defensive back with 66 career starts who has totaled 478 tackles (322 solo), 10 interceptions, two sacks and 28 passes defended in 79 career games.
- Earned AFC Rookie Defensive Player of the Week honors after a solid performance against Cincinnati in Week 1 of 2004.
- Named AFC Rookie Defensive Player of the Month in September in his rookie season (2004).

2008 (FALCONS)

- Competed in 16 games with 15 starts and tallied a career-high 127 tackles while contributing with three interceptions, two forced fumbles and six passes defended.
- Posted nine tackles, one interception, one pass defended and one forced fumble vs. Kansas City (9/21).
- Registered a team-high 10 tackles and one pass defended at Philadelphia (10/26).
- Notched two tackles, one interception and one pass defended at Oakland (11/2). His interception came in the end zone in the fourth quarter to preserve the Falcons first shut out since November 24, 2002 at Carolina.
- Collected a team-high 11 tackles, one interception, one pass defended and one forced fumble vs. New Orleans (11/9).
- Compiled a season-high 12 tackles vs. St. Louis (12/28) while starting at free safety.

- Led the team in tackles (11) in Atlanta's Wild Card Playoff contest at Arizona (1/3/09).

2007 (JETS)

- Saw action in 15 games with four starts while contributing with 48 tackles (24 solo).
- Established a career-high with 15 total tackles while registering eight solo and seven assists against Miami (9/23).
- Posted nine tackles with seven solo stops versus Philadelphia (10/14).

2006 (JETS)

- Compiled 93 tackles (63 solo), one interception and four passes defended in 16 games.
- Recorded a season-high 10 tackles in a Week 7 win against Detroit (10/22).
- Intercepted QB Tom Brady and added eight tackles and one pass defended at New England (11/12).

- Led the team with 10 tackles in the Wild Card Playoff Game at New England (1/7).

2005 (JETS)

- Started all 16 games for the second consecutive season and totaled a season-high 121 tackles (84 solo), two interceptions and nine passes defended.
- Credited with 12 tackles (nine solo), one interception and two special teams tackles at Baltimore (10/2).

- Led the team and posted a previous career-high of 14 tackles at Buffalo (10/16).



2004 (JETS)

- Started in all 16 games in his rookie season while compiling 89 tackles (69 solo), two sacks for a loss of nine yards, four interceptions, nine passes defended, one forced fumble and one fumble recovery.
- Made his first start at safety against Cincinnati (9/12) and earned AFC Rookie Defensive Player of the Week honors after intercepting a QB Carson Palmer pass to seal a victory.
- Intercepted a QB Drew Brees pass the following week to become the first Jets rookie to record an interception in his first two games. His performance in the first two weeks of the season led to AFC Rookie Defensive Player of the Month honors for September.
- Totaled seven tackles, one pass defended and his first career sack at Cleveland (11/21).

COLLEGE

- Started 32 of 45 games that he appeared in at Washington State, registering 234 tackles, 12 interceptions (two returned for touchdowns), one sack, three fumble recoveries, four forced fumbles, 21 passes defended, three blocked kicks.
- Posted 25 kickoff returns for 556 yards and 15 punt returns for 102 yards and one touchdown.

PERSONAL

- Earned three letters in football as a running back, defensive back and kickoff returner for Lewis and Clark High School.
- Rushed for 1,187 yards and 13 touchdowns while posting six interceptions as a senior.
- Earned all-league first-team honors for both offense and defense, as well as his team's MVP award.

COLEMAN'S CAREER DEFENSIVE STATISTICS

YEAR	GP/GS	TK	SO	AST	SK	YDS	INT	YDS	LG	TD	PD	FF	FR	YDS	TD
2004 NYJ	16/16	89	69	20	2.0	9.0	4	43	37	0	12	0	1	0	0
2005 NYJ	16/16	121	84	37	0.0	0.0	2	4	4	0	7	0	0	0	0
2006 NYJ	16/14	93	63	30	0.0	0.0	1	3	3	0	4	0	0	0	0
2007 NYJ	15/4	48	24	24	0.0	0.0	0	0	0	0	0	0	0	0	0
2008 ATL	16/16	127	82	45	0.0	0.0	3	48	32	0	6	2	0	0	0
TOTAL	79/66	478	322	156	2.0	9.0	10	98	37	0	29	2	1	0	0

COLEMAN'S CAREER POSTSEASON STATISTICS

YEAR	GP/GS	TK	SO	AST	SK	YDS	INT	YDS	LG	TD	PD	FF	FR	YDS	TD
2004 NYJ	2/2	14	10	4	0.0	0.0	0	0	0	0	1	0	1	1	0
2006 NYJ	1/1	10	4	6	0.0	0.0	0	0	0	0	0	0	0	0	0
2008 ATL	1/1	11	6	5	0.0	0.0	0	0	0	0	0	0	0	0	0
TOTAL	4/4	35	20	15	0.0	0.0	0	0	0	0	1	0	1	1	0

- Additional Statistics: Notched 19 special teams tackles in 2004, two special teams stops in 2005, eight special teams tackles in 2006 and 11 special teams stops in 2007.

COLEMAN'S BEST GAMES

TACKLES	SACKS	FORCED FUMBLES	INTERCEPTIONS
15 vs. MIA (9/23/08)	1.0, Two Times	1, Three Times	1, 10 Times
Last vs. SEA (12/19/04)	Last vs. NO (11/9/08)	Last vs. NO (11/9/08)	Last vs. NO (11/9/08)

COLEMAN'S BEST POSTSEASON GAMES

TACKLES	FUMBLE RECOVERIES	PASSES DEFENSED
11 @ ARZ (1/3/09)	1 vs. PIT (1/15/05)	1 vs. SD (1/8/05)



2008 GAME-BY-GAME										
DATE	OPP	TK	SO	SK	YDS	INT	YDS	FF	FR	PD
9/7	DET	8	4	0.0	0.0	0	0	0	0	0
9/14	@ TB	6	3	0.0	0.0	0	0	0	0	0
9/21	KC	9	7	0.0	0.0	1	16	1	0	1
9/28	@ CAR	8	5	0.0	0.0	0	0	0	0	1
10/5	@ GB	10	10	0.0	0.0	0	0	0	0	0
10/12	CHI	6	2	0.0	0.0	0	0	0	0	0
10/26	@ PHI	10	7	0.0	0.0	0	0	0	0	1
11/2	@ OAK	2	2	0.0	0.0	1	0	0	0	1
11/9	NO	11	7	0.0	0.0	1	32	1	0	1
11/16	DEN	9	4	0.0	0.0	0	0	0	0	0
11/23	CAR	7	6	0.0	0.0	0	0	0	0	0
11/30	@ SD	4	4	0.0	0.0	0	0	0	0	1
12/7	@ NO	4	2	0.0	0.0	0	0	0	0	0
12/14	TB	10	5	0.0	0.0	0	0	0	0	0
12/21	@ MIN	11	7	0.0	0.0	0	0	0	0	0
12/28	STL	12	7	0.0	0.0	0	0	0	0	0
TOTALS		127	82	0.0	0.0	3	48	2	0	6

2008 POSTSEASON										
DATE	OPP	TK	SO	SK	YDS	INT	YDS	FF	FR	PD
1/3	@ ARZ	11	6	0.0	0.0	0	0	0	0	0
TOTALS		11	6	0.0	0.0	0	0	0	0	0

2007 GAME-BY-GAME										
DATE	OPP	TK	SO	SK	YDS	INT	YDS	FF	FR	PD
9/9	NE	5	3	0.0	0.0	0	0	0	0	0
9/16	@ BAL	8	4	0.0	0.0	0	0	0	0	0
9/23	MIA	15	8	0.0	0.0	0	0	0	0	0
9/30	@ BUF	7	0	0.0	0.0	0	0	0	0	0
10/7	@ NYG	INACTIVE								
10/14	PHI	9	7	0.0	0.0	0	0	0	0	0
10/21	@ CIN	3	1	0.0	0.0	0	0	0	0	0
10/28	BUF	0	0	0.0	0.0	0	0	0	0	0
11/4	WAS	0	0	0.0	0.0	0	0	0	0	0
11/18	PIT	0	0	0.0	0.0	0	0	0	0	0
11/22	@ DAL	0	0	0.0	0.0	0	0	0	0	0
12/2	@ MIA	1	1	0.0	0.0	0	0	0	0	0
12/9	CLE	0	0	0.0	0.0	0	0	0	0	0
12/16	@ NE	0	0	0.0	0.0	0	0	0	0	0
12/23	@ TEN	0	0	0.0	0.0	0	0	0	0	0
12/30	KC	0	0	0.0	0.0	0	0	0	0	0
TOTALS		48	24	0.0	0.0	0	0	0	0	0

2006 GAME-BY-GAME										
DATE	OPP	TK	SO	SK	YDS	INT	YDS	FF	FR	PD
9/10	@ TEN	2	1	0.0	0.0	0	0	0	0	0
9/17	NE	5	5	0.0	0.0	0	0	0	0	0
9/24	@ BUF	4	3	0.0	0.0	0	0	0	0	0
10/1	IND	3	0	0.0	0.0	0	0	0	0	1
10/8	@ JAX	2	1	0.0	0.0	0	0	0	0	0
10/15	MIA	6	2	0.0	0.0	0	0	0	0	0
10/22	DET	10	9	0.0	0.0	0	0	0	0	0
10/29	@ CLE	9	5	0.0	0.0	0	0	0	0	1
11/12	@ NE	8	6	0.0	0.0	1	3	0	0	1
11/19	CHI	7	5	0.0	0.0	0	0	0	0	0
11/26	HOU	6	4	0.0	0.0	0	0	0	0	0
12/3	@ GB	8	5	0.0	0.0	0	0	0	0	1
12/10	BUF	6	5	0.0	0.0	0	0	0	0	0
12/17	@ MIN	4	4	0.0	0.0	0	0	0	0	0
12/25	@ MIA	9	6	0.0	0.0	0	0	0	0	0
12/31	OAK	4	2	0.0	0.0	0	0	0	0	0
TOTALS		93	63	0.0	0.0	1	3	0	0	4


2006 POSTSEASON										
DATE	OPP	TK	SO	SK	YDS	INT	YDS	FF	FR	PD
1/7	@ NE	10	4	0.0	0.0	0	0	0	0	0
TOTALS		10	4	0.0	0.0	0	0	0	0	0

2005 GAME-BY-GAME										
DATE	OPP	TK	SO	SK	YDS	INT	YDS	FF	FR	PD
9/11	@ KC	5	4	0.0	0.0	0	0	0	0	0
9/18	MIA	4	2	0.0	0.0	0	0	0	0	1
9/25	JAX	5	2	0.0	0.0	0	0	0	0	0
10/2	@ BAL	12	9	0.0	0.0	1	0	0	0	1
10/9	TB	10	4	0.0	0.0	0	0	0	0	1
10/16	@ BUF	14	7	0.0	0.0	0	0	0	0	0
10/24	ATL	6	4	0.0	0.0	0	0	0	0	0
11/6	SD	6	6	0.0	0.0	0	0	0	0	0
11/13	@ CAR	7	5	0.0	0.0	1	4	0	0	1
11/20	@ DEN	6	4	0.0	0.0	0	0	0	0	0
11/27	NO	3	3	0.0	0.0	0	0	0	0	0
12/4	@ NE	9	8	0.0	0.0	0	0	0	0	0
12/11	OAK	5	4	0.0	0.0	0	0	0	0	0
12/18	@ MIA	7	6	0.0	0.0	0	0	0	0	3
12/26	NE	9	6	0.0	0.0	0	0	0	0	0
1/1	BUF	13	10	0.0	0.0	0	0	0	0	0
TOTALS		121	84	0.0	0.0	2	4	0	0	7

2004 GAME-BY-GAME										
DATE	OPP	TK	SO	SK	YDS	INT	YDS	FF	FR	PD
9/12	CIN	3	3	0.0	0.0	1	4	0	0	1
9/19	@ SD	4	3	0.0	0.0	1	1	0	1	1
10/3	@ MIA	3	3	0.0	0.0	0	0	0	0	0
10/10	BUF	3	2	0.0	0.0	0	0	0	0	2
10/17	SF	4	4	0.0	0.0	0	0	0	0	0
10/24	@ NE	7	6	0.0	0.0	0	0	0	0	0
11/1	MIA	4	3	0.0	0.0	0	0	0	0	3
11/7	@ BUF	8	6	0.0	0.0	0	0	0	0	0
11/14	BAL	5	1	0.0	0.0	0	0	0	0	0
11/21	@ CLE	7	5	1.0	3.0	0	0	0	0	1
11/28	@ ARZ	4	4	0.0	0.0	0	0	0	0	0
12/5	HOU	3	1	0.0	0.0	1	37	0	0	3
12/12	@ PIT	11	8	0.0	0.0	0	0	0	0	0
12/19	SEA	9	8	1.0	6.0	0	0	0	0	0
12/26	NE	8	6	0.0	0.0	0	0	0	0	0
1/2	@ STL	6	6	0.0	0.0	1	1	0	0	1
TOTALS		89	69	2.0	9.0	4	43	1	1	12


2004 POSTSEASON										
DATE	OPP	TK	SO	SK	YDS	INT	YDS	FF	FR	PD
1/8	@ SD	8	8	0.0	0.0	0	0	0	0	1
1/15	@ PIT	6	2	0.0	0.0	0	0	0	0	1
TOTALS		14	10	0.0	0.0	0	0	0	1	1





73

OG



HARVEY DAHL

HT: 6' 5"	WT: 305	NFL EXP: 3	ACQ: FA-'07	3 RD YEAR WITH FALCONS
BIRTHDATE: 6/24/81		COLLEGE: UNIVERSITY OF NEVADA-RENO		

TRANSACTIONS

- Originally signed as an undrafted free agent by the Dallas Cowboys on April 28, 2005.
- Waived by Dallas on June 3, 2005 and claimed by San Francisco off of waivers.
- Signed to the 49ers practice squad on September 5, 2005 and was activated to the 53-man roster on December 20, 2005.
- Allocated to the Rhein Fire of NFL Europa for the 2006 season.
- Signed to the San Francisco practice squad following the 2007 training camp.
- Signed by the Falcons off the San Francisco practice squad to the active roster on October 9, 2007.

2008 (FALCONS)

- Started all 16 games for the first time in his career and was part of an offensive line that assisted a Falcons rushing attack that ranked second in the NFL (152.7 avg. per game).
- Atlanta's offensive line set a franchise record allowing a season-low 17 sacks and one sack for an average of 25.5 plays.
- Made his first career NFL start vs. Detroit (9/7) for an offensive line that led the way for RB Michael Turner's career and franchise single-game record of 220 rushing yards.
- Started at right guard for an offensive line that did not allow a sack on 30 pass attempts vs. Chicago (10/12).
- Member of an offensive group that tied a franchise-high in rushing touchdowns with five vs. Carolina (11/23).
- Started at left guard vs. St. Louis (12/28) and helped open holes for Atlanta's 263 net rushing yards.
- Inactive for his first eight contests with the Falcons.
- Competed in one game in the season finale against Seattle (12/30).
- Competed in four games, was inactive for nine contests and was active but did not play in three others.
- Played in his first NFL game against St. Louis (9/17), seeing action in the 49ers goal line offense in the second quarter.
- Saw action on special teams and on offense versus Oakland (10/8), reporting as an eligible receiver twice on fourth-down conversion attempts.
- Allocated to NFL Europa Rhein Fire where he played under the direction of Jim Tomsula who was the Fire's Head Coach at the time.

2007 (FALCONS)

2006 (49ERS)

2005 (49ERS)

COLLEGE



- Served as a co-captain of the Wolf Pack his senior season. Named first-team All-WAC for the second consecutive season.
- Majored in history.

PERSONAL

- Born Harvey Dahl (6/24/81) in Fallon, NV.

- Was an all-state selection at Churchill County (Fallon, NV) High School. Also named all-league and All-Northern Nevada.

- Resides in Fallon, NV in offseason.

- Dahl and his wife, Laurie, reside in Suwanne, Georgia with their dog Newman.

DAHL'S CAREER GAMES PLAYED/STARTED

2008	2007	2006	2005
ATL	ATL	SF	SF
16/16	1/0	4/0	0/0
TOTAL	21/16		

DAHL'S CAREER POSTSEASON GAMES PLAYED/STARTED

2008
ATL
1/1
TOTAL
1/1



92 DE


CHAUNCEY DAVIS

HT: 6' 2"	WT: 262	NFL EXP: 5	ACQ: D4-'05	5 TH YEAR WITH FALCONS
BIRTHDATE: 1/27/83		COLLEGE: FLORIDA STATE UNIVERSITY		

TRANSACTIONS

- Selected as a fourth round (128th pick overall) draft choice by Atlanta in 2005.

CAREER

- Has seen extensive action on the defensive line in his first four NFL seasons, playing in all 64 games with 19 starts.

2008 (FALCONS)

- Saw action in all 16 games with one start and finished the season with 35 tackles (27 solo), a career-high four sacks for a loss of 25 yards, one forced fumble, three fumble recoveries and one pass defended.

- Led all defensive linemen with five tackles and one fumble recovery at Philadelphia (10/26).

- Collared two tackles and two sacks (13 yards) vs. Carolina (11/23), marking the first time he had recorded two sacks in a single-game in his career.

- Recorded his first career forced fumble at San Diego (11/30).

- Finished with four tackles while adding one sack for a loss of four yards and two fumble recoveries at Minnesota (12/21).

- Made his first start of the season at left defensive end and contributed with three tackles and his fourth sack of the season for a loss of eight yards against St. Louis (12/28).

2007 (FALCONS)

- Tallied 38 tackles (26 solo), two sacks for a loss of 13 yards and one fumble recovery in 16 games played.



- Recorded two assisted tackles and one fumble recovery vs. Houston (9/30).

- Collected three tackles and his first sack of the season (seven yards) at St. Louis (12/2).

- Tied a season-high with four tackles and one sack (five yards) at Tampa Bay (12/16).

2006 (FALCONS)

- Started 13 of 16 games played, tallying 43 tackles, one sack, one interception, one fumble recovery and two passes defended.

- Saw extended action in season opener at Carolina (12/31), filling in for an injured DE Patrick Kerney (triceps), and registered one tackle, one fumble recovery and one pass defended.

- Posted four tackles and one sack vs. Pittsburgh (10/22).

- Collected two tackles, one pass defended and first career interception (41 yards) at Washington (12/3). The interception led to the Falcons go ahead score in their 24-14 victory over the Redskins.

- Posted a season-high six tackles vs. Carolina (12/24).

2005 (FALCONS)

- Played in all 16 games, including five starts (two at LDE, three at RDE), and tallied 31 tackles, one sack and two fumble recoveries, one of which was returned for a touchdown.

- Made first career NFL start at Seattle (9/18) and posted three tackles from the left defensive end position.

- Posted second consecutive start at Buffalo (9/25) and collected two tackles and his first career sack.

- Recovered a forced fumble by DT Rod Coleman and returned it 24 yards for a touchdown vs. New York Jets (10/24).

- Started at Chicago (12/18) and tallied a career-high eight tackles from the right defensive end position.

COLLEGE

- Tallied 40 tackles, seven sacks, two forced fumbles, one fumble recovery and one blocked kick in 24 games for Florida State. Converted to defensive end as a senior from the outside linebacker position.

- Named the team's most improved defensive end and outstanding player as a senior after posting 22 tackles, five sacks, one forced fumble and one fumble recovery in 11 starts.

PERSONAL

- First-team All-State Class 4A and All-America selection as a senior at Auburndale (FL) High School, rushing for 1,000 yards in addition to playing linebacker and defensive end.

- Born Chauncey Antoine Davis on January 27, 1983 in Bartow, Florida.

- Has one son, Chauncey Antoine Davis, Jr., born on December 11, 2007.

DAVIS' CAREER DEFENSIVE STATISTICS

YEAR	GP/GS	TK	SO	AST	SK	YDS	INT	YDS	LG	TD	PD	FF	FR	YDS	TD
2005 ATL	16/5	31	23	8	1.0	12.0	0	0	0	0	0	0	2	24	1
2006 ATL	16/13	43	28	15	1.0	0.0	1	41	41	0	2	0	1	0	0
2007 ATL	16/0	38	26	12	2.0	12.0	0	0	0	0	0	0	1	0	0
2008 ATL	16/1	35	27	8	4.0	25.0	0	0	0	0	1	1	3	1	0
TOTAL	64/19	147	104	43	8.0	49.0	1	41	41	0	3	1	7	25	1

DAVIS' CAREER POSTSEASON STATISTICS

YEAR	GP/GS	TK	SO	AST	SK	YDS	INT	YDS	LG	TD	PD	FF	FR	YDS	TD
2008 ATL	1/1	3	2	1	0.0	0.0	0	0	0	0	0	0	0	0	0
TOTAL	1/1	3	2	1	0.0	0.0	0	0	0	0	0	0	0	0	0

- Additional Statistics: Recovered a fumble and returned it 41 yards for touchdown vs. NY Jets (10/24/05).



DAVIS' BEST GAMES

TACKLES	SACKS	INTERCEPTIONS	FORCED FUMBLES
8 @ CHI (12/18/05)	2.0 vs. CAR (11/23/08)	1 @ WAS (12/3/06)	2 @ MIN (12/21/08)
6 vs. CAR (12/24/06)			

DAVIS' BEST POSTSEASON GAMES

TACKLES	SACKS	PASSES DEFENSED	FORCED FUMBLES
3 @ ARZ (1/3/09)	None	None	1 @ SD (11/30/08)

2008 GAME-BY-GAME

DATE	OPP	TK	SO	SK	YDS	INT	YDS	FF	FR	PD
9/7	DET	2	2	0.0	0.0	0	0	0	0	0
9/14	@ TB	2	1	0.0	0.0	0	0	0	0	0
9/21	KC	0	0	0.0	0.0	0	0	0	0	0
9/28	@ CAR	3	3	0.0	0.0	0	0	0	0	0
10/5	@ GB	1	1	0.0	0.0	0	0	0	0	0
10/12	CHI	2	2	0.0	0.0	0	0	0	0	0
10/26	@ PHI	5	4	0.0	0.0	0	0	0	1	0
11/2	@ OAK	0	0	0.0	0.0	0	0	0	0	0
11/9	NO	0	0	0.0	0.0	0	0	0	0	1
11/16	DEN	2	1	0.0	0.0	0	0	0	0	0
11/23	CAR	2	2	2.0	13.0	0	0	0	0	0
11/30	@ SD	0	0	0.0	0.0	0	0	1	0	0
12/7	@ NO	5	5	0.0	0.0	0	0	0	0	0
12/14	TB	4	3	0.0	0.0	0	0	0	0	0
12/21	@ MIN	4	1	1.0	4.0	0	0	0	2	0
12/28	STL	3	2	1.0	8.0	0	0	0	0	0
TOTALS		35	27	4.0	25.0	0	0	1	3	1

2008 POSTSEASON

DATE	OPP	TK	SO	SK	YDS	INT	YDS	FF	FR	PD
1/3	@ ARZ	3	2	0.0	0.0	0	0	0	0	0
TOTALS		3	2	0.0	0.0	0	0	0	0	0

2007 GAME-BY-GAME

DATE	OPP	TK	SO	SK	YDS	INT	YDS	FF	FR	PD
9/9	@ MIN	1	1	0.0	0.0	0	0	0	0	0
9/16	@ JAX	3	1	0.0	0.0	0	0	0	0	0
9/23	CAR	4	3	0.0	0.0	0	0	0	0	0
9/30	HOU	2	0	0.0	0.0	0	0	0	1	0
10/7	@ TEN	2	0	0.0	0.0	0	0	0	0	0
10/15	NYG	2	1	0.0	0.0	0	0	0	0	0
10/21	@ NO	1	1	0.0	0.0	0	0	0	0	0
11/4	SF	3	2	0.0	0.0	0	0	0	0	0
11/11	@ CAR	2	2	0.0	0.0	0	0	0	0	0
11/18	TB	3	3	0.0	0.0	0	0	0	0	0
11/22	IND	2	2	0.0	0.0	0	0	0	0	0
12/2	@ STL	3	2	1.0	7.0	0	0	0	0	0
12/10	NO	1	1	0.0	0.0	0	0	0	0	0
12/16	@ TB	4	2	1.0	5.0	0	0	0	0	0
12/23	@ ARZ	2	2	0.0	0.0	0	0	0	0	0
12/30	SEA	3	3	0.0	0.0	0	0	0	0	0
TOTALS		38	26	2.0	13.0	0	0	0	1	0

2006 GAME-BY-GAME

DATE	OPP	TK	SO	SK	YDS	INT	YDS	FF	FR	PD
9/10	@ CAR	1	0	0.0	0.0	0	0	0	1	1
9/17	TB	1	1	0.0	0.0	0	0	0	0	0
9/25	@ NO	3	2	0.0	0.0	0	0	0	0	0
10/1	ARZ	3	2	0.0	0.0	0	0	0	0	0
10/15	NYG	1	1	0.0	0.0	0	0	0	0	0
10/22	PIT	4	3	1.0	0.0	0	0	0	0	0
10/29	@ CIN	0	0	0.0	0.0	0	0	0	0	0
11/5	@ DET	4	2	0.0	0.0	0	0	0	0	0
11/12	CLE	5	3	0.0	0.0	0	0	0	0	0
11/19	@ BAL	3	2	0.0	0.0	0	0	0	0	0
11/26	NO	2	1	0.0	0.0	0	0	0	0	0
12/3	@ WAS	2	1	0.0	0.0	1	41	0	0	1
12/10	@ TB	3	3	0.0	0.0	0	0	0	0	0
12/16	DAL	3	2	0.0	0.0	0	0	0	0	0
12/24	CAR	6	3	0.0	0.0	0	0	0	0	0
12/31	@ PHI	2	2	0.0	0.0	0	0	0	0	0
TOTALS		43	28	1.0	0.0	1	41	0	1	2

2005 GAME-BY-GAME

DATE	OPP	TK	SO	SK	YDS	INT	YDS	FF	FR	PD
9/12	PHI	1	1	0.0	0.0	0	0	0	0	0
9/18	@ SEA	3	1	0.0	0.0	0	0	0	0	0
9/25	@ BUF	2	1	1.0	12.0	0	0	0	0	0
10/2	MIN	0	0	0.0	0.0	0	0	0	0	0
10/9	NE	2	1	0.0	0.0	0	0	0	0	0
10/16	@ NO	0	0	0.0	0.0	0	0	0	0	0
10/24	NYJ	0	0	0.0	0.0	0	0	0	1	0
11/6	@ MIA	2	1	0.0	0.0	0	0	0	0	0
11/13	TB	1	1	0.0	0.0	0	0	0	0	0
11/20	GB	1	1	0.0	0.0	0	0	0	0	0
11/24	@ DET	0	0	0.0	0.0	0	0	0	1	0
12/4	@ CAR	1	1	0.0	0.0	0	0	0	0	0
12/12	NO	1	1	0.0	0.0	0	0	0	0	0
12/18	CHI	8	6	0.0	0.0	0	0	0	0	0
12/24	@ TB	6	5	0.0	0.0	0	0	0	0	0
1/1	@ CAR	3	3	0.0	0.0	0	0	0	0	0
TOTALS		31	23	1.0	12.0	0	0	0	2	0



28^s

THOMAS DeCOUD

HT: 6' 0"	WT: 193	NFL EXP: 2	ACQ: D3c-'08	2ND YEAR WITH FALCONS
BIRTHDATE: 3/19/85		COLLEGE: UNIVERSITY OF CALIFORNIA		

TRANSACTIONS

- Originally selected as a third round (98th pick overall) draft choice by Atlanta in 2008.

2008 (FALCONS)

- Competed in 10 games during his rookie season and contributed with five special teams tackles.

- Saw action on special teams in Atlanta's Wild Card contest at Arizona (1/3/09) and registered three tackles.

COLLEGE

- DeCoud started 45 games during his career at California and recorded 198 tackles (115 solo), one sack, five tackles for loss, two forced fumbles and two fumble recoveries. He also intercepted one pass, broke-up seven passes and blocked six kicks.
- Named an All-Pac 10 honorable mention selection while serving as the team's defensive captain during his senior season.
- Started 12 games at the safety position in 2007

and led the team with a career-high 116 tackles (71 solo), which also ranked fourth in the league.

- Named Pac-10 Player of the Week against Arizona (9/22/07) after collecting 10 tackles, a 12-yard sack that caused a fumble and his first career interception.

PERSONAL

- Attended Pinole Valley High School (California) and earned first-team All-Alameda Contra Costa Athletic League accolades during a brilliant senior season in which he recorded 80 tackles, and two interceptions.
- Caught 23 passes for 600 yards at the wide receiver position.
- As a junior, DeCoud was awarded All-ACCAL honors in both football and basketball.
- Interdisciplinary Studies major.
- Born on March 19, 1985.
- Last name is pronounced: Day-Coo.

DeCoud's CAREER DEFENSIVE STATISTICS

YEAR	GP/GS	TK	SO	AST	SK	YDS	INT	YDS	LG	TD	PD	FF	FR	YDS	TD
2008	10/0	0	0	0	0.0	0.0	0	0	0	0	0	0	0	0	0
TOTAL	10/0	0	0	0	0.0	0.0	0	0	0	0	0	0	0	0	0

DeCoud's CAREER POSTSEASON STATISTICS

YEAR	GP/GS	TK	SO	AST	SK	YDS	INT	YDS	LG	TD	PD	FF	FR	YDS	TD
2008 ATL	1/0	0	0	0	0.0	0.0	0	0	0	0	0	0	0	0	0
TOTAL	1/0	0	0	0	0.0	0.0	0	0	0	0	0	0	0	0	0

- Additional Statistics: Five special teams tackles in 2008.





83

WR



HARRY DOUGLAS

HT: 6' 0"	WT: 182	NFL EXP: 2	ACQ: D3b - '08	2 ND YEAR WITH FALCONS
BIRTHDATE: 9/16/84		COLLEGE: UNIVERSITY OF LOUISVILLE		

TRANSACTIONS

- Selected as a third round (84th pick overall) draft choice by Atlanta in 2008.

CAREER

- Contributed heavily in his rookie campaign, participating in every contest and took over punt return duties halfway through the season.
- Posted a 61-yard punt return for a touchdown against Carolina (11/23/08), the Falcons first punt return for a score since 2004.
- Was named NFC Special Teams Player of the Week (12) following his performance against the Carolina Panthers in 2008.

2008 (FALCONS)

- In 16 games, caught 23 passes for 329 yards (13.9 avg.) a long reception of 69 yards and one touchdown. Also added 12 rushes for 69 yards and a score, 19 punt returns for 226 yards and a 61-yard return for a touchdown in Week 12.
- Posted a career-high 33 rushing yards on one carry at Tampa Bay (9/14) in addition to adding two receptions for 34 yards.
- Hauled in a career-high five grabs for a career-high 96 yards vs. Chicago (10/12).
- Logged 188 all-purpose yards vs. Carolina (11/23) by recording 92 receiving yards on four catches, three rushing yards with one score on two carries and a career-high 93 punt return yards on three attempts with one touchdown. His 61-yard punt return in the fourth quarter was the first punt returned for a touchdown by a Falcon since Allen Rossum in 2004 (at Kansas City, 10/24/04). Earned NFC Special Teams Player of the Week honors for his performance.

- Recorded three receptions for 13 yards and his first career receiving touchdown at San Diego (11/30) in addition to posting two punt returns for 32 yards.

COLLEGE

- Graduated ranking second in school history with 2,924 receiving yards while his 173 receptions ranked fifth on the school's all-time record list. Douglas' 173 catches were also tied with Reggie Wayne for the sixth highest amount in Big East history.
- Totaled 15 career touchdowns which placed him seventh in Louisville annals.
- Became the first player in school history to gain over 200 yards receiving twice in a career, totaling 205 yards against Syracuse and 223 yards against Kentucky, which set the school's game-record and tied a conference record.
- Also returned punts and kickoffs in his four-year tenure in a Cardinals uniform.

PERSONAL

- Attended Jonesboro High School (Georgia) and was a first-team all-county and honorable mention all-state selection as a senior.
- Was one of only three players to receive all nine sports writers' votes for first-team all-region accolades in 2002.
- Caught 40 passes for 831 yards and seven touchdowns during his final campaign.
- Was an all-region selection by the *Atlanta Journal-Constitution* in basketball as he averaged 20.5 points per game.
- Born on September 16, 1984.
- Brother, Toney, played collegiate basketball for Florida State.



DOUGLAS' CAREER OFFENSIVE STATISTICS

YEAR	RECEIVING						RUSHING				
	GP/GS	REC	YDS	AVG	LG	TD	ATT	YDS	AVG	LG	TD
2008 ATL	16/0	23	320	13.9	69	1	12	69	5.8	33	1
TOTALS	16/0	23	320	13.9	69	1	12	69	5.8	33	1

DOUGLAS' CAREER RETURN STATISTICS

YEAR	PUNT RETURNS						KICKOFF RETURNS				
	NO	FC	YDS	AVG	LG	TD	NO	YDS	AVG	LG	TD
2008 ATL	19	3	226	11.9	61t	1	1	10	10.0	10	0
TOTALS	19	3	226	11.9	61t	1	1	10	10.0	10	0

DOUGLAS' CAREER POSTSEASON STATISTICS

YEAR	RECEIVING						RUSHING				
	GP/GS	REC	YDS	AVG	LG	TD	ATT	YDS	AVG	LG	TD
2008 ATL	1/1	1	0	0.0	0	0	0	0	0.0	0	0
TOTALS	1/1	1	0	0.0	0	0	0	0	0.0	0	0

DOUGLAS' POSTSEASON RETURN STATISTICS

YEAR	PUNT RETURNS						KICKOFF RETURNS				
	NO	FC	YDS	AVG	LG	TD	NO	YDS	AVG	LG	TD
2008 ATL	3	0	31	10.3	21	0	0	0	0.0	0	0
TOTALS	3	0	31	10.3	21	0	0	0	0.0	0	0

- Additional Statistics: Returned a punt return for a 61-yard touchdown vs. Carolina (11/23/08).

DOUGLAS' BEST GAMES

RECEPTIONS	YARDS	LONG	TOUCHDOWNS
5 vs. CHI (10/12/08)	96 vs. CHI (10/12/08)	69 vs. CAR (11/23/08)	1 @ SD (11/30/08)

2008 GAME-BY-GAME

DATE	OPP	RECEIVING				RUSHING			
		REC	YDS	AVG	LG TD	RSH	YDS	AVG	LG TD
9/7	DET	0	0	0.0	0 0	1	7	7.0	7 0
9/14	@ TB	2	34	17.0	21 0	1	33	33.0	33 0
9/21	KC	2	10	5.0	6 0	1	-8	-8.0	-8 0
9/28	@ CAR	2	8	4.0	5 0	0	0	0.0	0 0
10/5	@ GB	0	0	0.0	0 0	1	18	18.0	18 0
10/12	CHI	5	96	19.2	47 0	1	-11	-11.0	-11 0
10/26	@ PHI	0	0	0.0	0 0	2	10	5.0	6 0
11/2	@ OAK	1	12	12.0	12 0	1	2	2.0	2 0
11/9	NO	0	0	0.0	0 0	0	0	0.0	0 0
11/16	DEN	0	0	0.0	0 0	0	0	0.0	0 0
11/23	CAR	4	92	23.0	69 0	2	3	1.5	7t 1
11/30	@ SD	3	13	4.3	5t 1	0	0	0.0	0 0
12/7	@ NO	2	45	22.5	28 0	0	0	0.0	0 0
12/14	TB	0	0	0.0	0 0	1	11	11.0	11 0
12/21	@ MIN	1	4	4.0	4 0	1	4	4.0	4 0
12/28	STL	1	6	6.0	6 0	0	0	0.0	0 0
TOTALS		23	320	13.9	69 1	12	69	5.8	33 1

2008 GAME-BY-GAME

DATE	OPP	PUNT RETURNS				KICKOFF RETURNS				COM YDS
		NO	YDS	LG TD		NO	YDS	AVG	LG TD	
9/7	DET	0	0	0 0	0	0	0	0.0	0 0	7
9/14	@ TB	0	0	0 0	0	0	0	0.0	0 0	67
9/21	KC	0	0	0 0	0	0	0	0.0	0 0	2
9/28	@ CAR	0	0	0 0	0	0	0	0.0	0 0	8
10/5	@ GB	0	0	0 0	0	0	0	0.0	0 0	18
10/12	CHI	0	0	0 0	1	10	10.0	10 0		95
10/26	@ PHI	0	0	0 0	0	0	0	0.0	0 0	10
11/2	@ OAK	2	13	7 0	0	0	0	0.0	0 0	27
11/9	NO	2	33	25 0	0	0	0	0.0	0 0	33
11/16	DEN	1	9	9 0	0	0	0	0.0	0 0	9
11/23	CAR	3	93	61t 1	0	0	0	0.0	0 0	188
11/30	@ SD	2	32	32 0	0	0	0	0.0	0 0	45
12/7	@ NO	2	2	2 0	0	0	0	0.0	0 0	47
12/14	TB	4	37	17 0	0	0	0	0.0	0 0	48
12/21	@ MIN	1	4	4 0	0	0	0	0.0	0 0	12
12/28	STL	2	3	6 0	0	0	0	0.0	0 0	9
TOTALS		19	226	61t 1	1	1	10	10.0	10 0	625


2008 POSTSEASON

DATE	OPP	RECEIVING				RUSHING			
		REC	YDS	AVG	LG TD	RSH	YDS	AVG	LG TD
1/3	@ ARZ	1	0	0.0	0 0	0	0	0.0	0 0
TOTALS		1	0	0.0	0 0	0	0	0.0	0 0


2008 POSTSEASON

DATE	OPP	PUNT RETURNS				KICKOFF RETURNS				COM YDS
		NO	YDS	LG TD		NO	YDS	AVG	LG TD	
1/3	@ ARZ	3	31	21 0	0	0	0	0.0	0 0	31
TOTALS		3	31	21 0	0	0	0	0.0	0 0	31





1 K



JASON ELAM

HT: 5' 11"	WT: 195	NFL EXP: 17	ACQ: UFA--'08 (DEN) 2 ND YEAR WITH FALCONS
BIRTHDATE: 3/8/70		COLLEGE: UNIVERSITY OF HAWAII	

TRANSACTIONS

- Selected by the Denver Broncos in the third round (70th overall) in the 1993 NFL Draft.
- Signed by the Atlanta Falcons as an unrestricted free agent on March 21, 2008.

CAREER

- Earned three Pro Bowl selections in 1995, '98 and 2001 and was a second-team All-Pro selection in the same three seasons.
- Voted NFL Special Teams Player of the Year in 2001.
- Ranks fifth in NFL history in field goals made (424) and fifth in points scored (1,915). His career point total is the highest by any player with one team in League history.
- Became the first player in NFL history to record at least 100 points in each of his first 16 seasons, which is also the longest streak in the League.
- Has scored at least one point in every game of his career (252), which is the second longest streak in NFL history.
- Ranks third all-time in 50-yard field goals with 38.
- Ranks third in NFL history in PAT percentage splitting the uprights on 641 of 644 kicks (99.5).
- Has kicked 23 game-winning field goals in his career.
- Tied a 28-year-old record for the longest field goal in NFL history by making a 63-yarder against Jacksonville (10/25/98), and his cleats from that game are displayed in the Pro Football Hall of Fame.

LONGEST FIELD GOAL

(NFL History)

JASON ELAM ■

OTHER NFL ■

JASON ELAM, DEN (1998)	63
TOM DEMPSEY, NO (1970)	63
MATT BRYANT, TB (2006)	62

- Converted the second-longest field goal in Super Bowl history with a 51-yarder in Super Bowl XXXII (second to the 54-yarder Steve Christie of Buffalo made in Super Bowl XXVII).
- Named AFC Special Teams Player of the Week four times (1998, 1999, 2004 and 2007) and earned AFC Special Teams Player of the Month award in November of 2001.
- 2008 (FALCONS)**
 - Converted 29 of 31 field goal attempts and all 42 PAT attempts for 129 points on the season, the second-highest point total in a campaign in Falcons history.
 - His 129 points ranked fifth in the NFC, nine points shy of an Atlanta franchise record and three points away from his personal career-high (132 set in 1995).
 - His 29 field goals were the third-most in a season in club annals and his .935 field goal percentage ranks second in a season in team history.
 - Following a missed field goal against Chicago in Week 6, had split the uprights on 30 consecutive field goal attempts dating back to 2007.
 - Tallied 10 points by connecting on two field goals (50 and 25) in addition to making all four PATs in his Falcons debut vs. Detroit (9/7).



- Recorded nine points at Carolina (9/28) by connecting on all three field goal attempts (33, 44 and 44). His second field goal of 44 yards marked his 100th career successful field goal between 40 and 49 yards.

- Tied career highs in points (16) and field goals made (five) vs. Chicago (10/12), including a game-winning 48-yard field goal as time expired. The field goal marked the 22nd game-winning field goal of his career.

- Notched 10 points by connecting on two field goals (22 and 27) and four PATs vs. New Orleans (11/9).

- Split the uprights on both of his field goal attempts and one PAT, which included his second game-winning kick of the season (34 yards) in overtime against Tampa Bay (12/14). His seven points gave him 116 for the season, which moved him into fourth place in team history in points for a season.

- Tacked on his 28th field goal this season with three seconds remaining in the first half at Minnesota (12/21). On top of three extra points, the veteran kicker finished with six points on the day, moving into a tie for the second-most points in a season with 122.

- Totaled seven points against St. Louis (12/28) to give him 129 for the season. Elam's total ranks second in scoring in a season and is the highest total since Jay Feely (138) in 2002.

2007 (BRONCOS)

- Scored in all 16 games, connecting on 27 of 31 field goal tries and all 33 extra point attempts for 114 points. At the Chargers (12/24), set the team record (John Elway — 234) for games played as a Bronco. He hit three game-winning field goals on the last play of those games as well as hitting one as time expired to send a game into OT.

- Nailed the game-winning 42-yard field goal as time expired for the 21st game-winning or game-saving kick of his career in the season opener at Buffalo. (9/9).

- Earned AFC Special Teams Player of the Week for his performance in the home opener as he connected on field goals of 23, 20 and 23 yards and both extra points vs. Oakland (9/16).

- Reached the 1,700-point plateau faster than any player (224 games) as he tallied eight points (two FG and two PAT) at Indianapolis (9/30).

- Connected on field goals from 21 and 39 yards as well as all four extra point attempts on Monday Night Football vs. Tennessee (11/19) and moved into sixth all-time in points scored in the NFL with 1,746.

2006 (BRONCOS)

- In his 14th season with the Broncos, Elam moved into seventh place on the League's all-time field goals made list (368) and ninth on the League's all-time points scored list (1,672) as he connected on 27 of 29 field goal attempts (.931), setting a Denver single-season record for accuracy, along with all 34 extra-point attempts.

- Elam's 115 points ranked ninth in the NFL, and he became the first kicker in League history to post at least 100 points in each of his first 14 seasons. Elam scored at least once in every game to extend his scoring streak to 220 games (every game of his career), marking the second-longest such streak in League history.

- He accounted for all of the Broncos' points as he connected on three of four field goals, including a 39-yarder in overtime, in the home opener versus Kansas City (9/17).

- He tied Eddie Murray for eighth in League history with 352 successful field goals as he hit his lone attempt against Indianapolis (10/29) becoming the fastest in NFL history to reach the 1,600-point mark (211 games).

- At Arizona (12/17), he moved into a tie with Fred Cox (455) for 12th in League history in field goal attempts and passed Nick Lowery (562) to move into seventh place in league history in extra points made by making three field goals.

2005 (BRONCOS)

- Elam connected on 24 of 32 field goals (.750) and 43 of 44 extra points to total 115 points that ranked fifth in the AFC and ninth in the NFL among kickers. He also surpassed the 1,500-point plateau faster than any player in League history, doing so in just 197 games. With his performance versus New England (1/14) in an AFC Divisional Playoff Game, he became the Broncos postseason leader in field goals (15) and points (84).

- Elam converted both extra-point attempts and connected on field goals of 45 and 41 yards in the home opener against San Diego (9/18). The 41-yarder came with five seconds remaining in regulation and gave the Broncos a 20-17 win, marking the 18th game-winning field goal of his career.



- He set career highs in PAT attempts and conversions in a game by connecting on all seven extra-point attempts versus Philadelphia (10/30).
- At Oakland (11/13), he reached the 1,500-point plateau faster than any player in league history as he eclipsed the milestone with an extra point in the second quarter against the Raiders in his 197th career game.
- On Thanksgiving Day at Dallas (11/24), Elam connected on his only field-goal attempt (24 yds.) in overtime as well as all three extra-point attempts. The overtime field goal was the 19th game-winning field goal of his career.
- In the season opener at Cincinnati (9/7), he made all three field-goal attempts (51, 27, 39) and totaled 12 points to eclipse the 1,200-point plateau (1,205), doing so in fewer games than any player in NFL history (157 games).
- Against Pittsburgh (10/12), Elam made his first game-winning field goal of the season when he connected on a 47-yarder as time expired. With the field goal, he surpassed Jim Breech and moved into 19th place on the NFL's all-time scoring list with 1,249 points.

2004 (BRONCOS)

- Elam connected on 29 of 34 field-goal attempts (.853) with a long of 52 yards for the Broncos. He accounted for 129 of Denver's 381 points in 2004 (87 pts. on field goals, 42 on extra points) for his 12th consecutive 100-point season. He also notched his 300th career field goal in 2004 (against Carolina 10/10), becoming the fastest kicker in NFL history to reach that mark and one of only 16 kickers with 300 or more field goals.

2002 (BRONCOS)

- Elam helped Denver overcome a stingy defense at Tampa Bay (10/3) by hitting three of three field goals that day to earn AFC Special Teams Player of the Week honors for the fourth time in his career. In addition to making a 50-yard field goal against the Buccaneers in the second quarter, he added a clutch fourth-quarter 23-yarder to secure a win that marked his 16th career game-winning or game-tying field goal.
- Tied his career-high with five field goals (on five attempts) vs. Miami (10/13), including a 55-yard kick. He also tied a career-high by scoring 16 points in the contest.

- With two field goals (32 and 33 yds.) in the first quarter versus Carolina (10/10), Elam notched his 300th career field goal faster than any kicker in NFL history.
- Elam made all three field-goal attempts at Kansas City (10/20), including the game-winner from 25 yards in overtime. It was his 11th career game-winning or game-saving field goal and his third in an overtime situation.
- Elam, who owns the NFL record for consecutive extra points (371), saw the streak end against Indianapolis (11/24).
- Elam took over sole possession of second place on the NFL's all-time consecutive scoring streak (187 games with at least one point) at Tennessee (12/25), making three of four field goals and all four extra points against the Titans while passing Matt Bahr for 15th place on the NFL's all-time scoring list.

2003 (BRONCOS)

- Elam played all 16 regular-season games and converted 27 of 31 field goal attempts (.871) and all 39 extra-point attempts to account for 120 points, third most in the AFC (fourth in NFL) among kickers.

2001 (BRONCOS)

- Elam, voted to his third Pro Bowl was also named the NFL's 2001 Special Teams Player of the Year by the NFL Alumni and voted second-team All-NFL by the Associated Press, *College & Pro Football Newsweekly* and *Football News*.





- Tabbed All-AFC by *Pro Football Weekly* and *Football News*.

- Led the NFL in field goals with a franchise-record-tying 31 while also tying for third in the League with 124 points. The AFC's Special Teams Player of the Month for November, Elam converted a franchise-record 86.1 percent of his field goals (31 of 36) and all 31 extra-point attempts to extend his NFL record for consecutive extra points to 344.

- Elam enjoyed a record-setting night at Oakland (11/5), hitting two field goals, including a 39-yarder that gave him his 1,000th career point to make him the 30th NFL player to reach that plateau as well as extend his franchise scoring record.

- Elam scored 14 points against San Diego (11/11) on the strength of a season-high four field goals, hitting from 25, 29, 26 and 33.

- For the second time in three games, Elam scored a season-high 14 points at Dallas (11/22), hitting four field goals (24, 50, 46 and 28 yds.) and both extra-point opportunities.

- Elam was named AFC Special Teams Player of the Month for November when he led all NFL kickers with 38 points and 11 field goals. He converted 11 of 12 field-goal attempts (.917) during the month, including two from beyond 45 yards.

- Elam tied his career single-season-high with his 31st field goal of the year in the season finale at Indianapolis (1/6), matching his mark from 1995.

2000 (BRONCOS)

- Elam was 18 of 24 (.750) on field-goal attempts and 49 of 49 on extra-point attempts to account for 103 points on the season, 10th most in the AFC.
- With his three PAT attempts at the New York Jets (11/5), Elam passed Jim Turner (304) for most PAT attempts in Denver history.

- He became the first Bronco to make 200 field goals in a career with his successful boot from 26 yards vs. San Diego. (11/19).

- Elam's five extra points at New Orleans (12/3) gave him an NFL record for consecutive extra points, breaking Norm Johnson's standard of 301 (Elam finished the season having made 313 consecutive PATs).

1999 (BRONCOS)

- Elam converted all 29 extra-point attempts and was 29 of 36 (.806) on field-goal attempts to account for 116 points on the season (tied for fifth in the AFC and tied for sixth in the League).
- Elam was five of seven on field-goal attempts between 50 and 59 yards in 1999 to improve his career percentage from that range to 63.7 percent (21-33). He was successful from 50 yards at Kansas City (9/19), 51 yards versus the New York Jets (10/3), 55 yards at San Diego (11/7), 53 yards against Oakland (11/22) and 50 against San Diego again (1/2).
- The 55-yarder at San Diego was the third longest of his career. The effort earned Elam AFC Special Teams Player of the Week honors for Week 9 as he made four field goals and scored 15 points in the game, his highest single-game totals for both categories since setting career highs with five field goals and 16 points at Kansas on 11/16/97.
- Elam matched the four field-goal effort vs. Oakland (11/22) on Monday Night Football with one of the most pressure-filled conversions of his career from 53 yards out with seven seconds remaining to tie the score at 21 and send the game to overtime. It proved to be the eighth game-winning or game-saving field goal of his career as the Broncos went on to win 27-21.

1998 (BRONCOS)

- Elam was selected to his second Pro Bowl, named second-team All-NFL by the *Associated Press* and *College & Pro Football Newsweekly* and All-AFC by *Pro Football Weekly* and *Football News*.
- Elam enjoyed his finest season statistically in 1998, converting 23 of 27 field goal attempts for a career-best and franchise-record percentage of .852. He also made all 58 extra-point attempts for 127 total points.
- Elam tied for third in the AFC (tied for fifth in the NFL) in scoring by kickers, and his 58 extra-point conversions ranked second in the NFL while also representing a team record for a single season (previous: 46 by Elam, 1996, '97).
- Elam made six of eight field-goal attempts and all 11 extra-point attempts for a team-leading 29 points in three postseason contests to move into second place in all-time postseason scoring by a Bronco.





- Elam converting two of four field goal attempts in Super Bowl XXXIII versus Atlanta (1/31) and all four extra points for 10 points in the Broncos' 34-19 win.

- Versus Dallas (9/13), he tied a franchise record that he already shared with four other players by converting six extra-point attempts.

- Elam's 13 points vs. Jacksonville (10/25) included a tie for the pro football record for the longest field goal in history, clearing the crossbar from 63 yards away as time expired in the first half to match the 28-year-old standard set by New Orleans' K Tom Dempsey (vs. Det. 11/8/70).

- Elam set a franchise record for consecutive field goals made at Kansas City (11/16) on Monday Night Football, converting his 14th in a row to top Rich Karlis' previous standard of 13 (1984-85), and he ran his streak to 19 consecutive before having a 37-yard attempt blocked vs. K.C. (12/6).

1997 (BRONCOS)

- Elam converted 26 of 36 field-goal attempts (.722) and tied his own franchise record (1996) for extra points in a season by going a perfect 46 of 46. His 124 total points on the season ranked second in the AFC (fourth in the NFL), and his 46 extra points led the AFC and were second in NFL.

- In the postseason, Elam was perfect, converting all 15 extra-point attempts and both field goal attempts of 43 and 51 yards. His 51-yard field goal in Super Bowl XXXII against Green Bay (1/25) was the second longest in Super Bowl history (54 yds., Steve Christie, Buffalo, Super Bowl XX-VIII) as well as the longest in Broncos postseason history.

- Elam passed the 500-point plateau with his final extra-point attempt at Seattle (9/7), becoming only the third Bronco in history to do so and the fastest in terms of games played (66).

- He kicked the game-winning 33-yard field goal in overtime at Buffalo (10/26), the second time in his career that Elam had won a game for the Broncos in overtime.

- Elam tied his own franchise record with five field goals at Kansas City (11/16), matching the standard achieved previously by himself (vs. Buffalo, 9/3/95).

1996 (BRONCOS)

- Elam converted 21 of 28 field goal attempts (.750) and all 46 extra-point attempts to lead the Broncos with 109 points.

- Elam also tied the team record for most extra points in a game with six against Baltimore (10/20) in a 45-34 Broncos win.

- He connected on his only 50+ yard field goal of the 1996 season at San Diego (12/22) in the regular-season finale.

1995 (BRONCOS)

- Elam finished tied for third in the NFL in scoring with 132 points and tied for second in field goals made with 31 as he was voted to his first Pro Bowl. On the season, he was 31 for 38 (.816) on field-goal attempts and 39 for 39 on extra-point attempts.



- His breakthrough season also included second-team All-Pro honors from both the *Associated Press* and *College & Pro Football Newsweekly* as well as All-AFC honors from *Pro Football Weekly*.

- Elam set the tone for his stellar season in the opener vs. Buffalo (9/3), tying a Broncos single-game record with five successful field goals in six attempts (22, 52, 20, 38, 37).

- Elam's 56-yarder at Houston (11/26) was the longest of his career and the second longest in franchise history behind Steinfort's 57-yarder vs. Washington (10/13/80).

- Elam made a franchise-record 13 consecutive field goals during the middle of the season, beginning with a 30-yarder at Seattle (10/1) and ending with a 35-yarder vs. San Diego (11/19).

- At Oakland (12/24), Elam scored 11 points, including the game-winning 37-yard field goal with 48 seconds remaining, in Denver's 31-28 win. It was the second time in 1995 that Elam had kicked a game-winning field goal in the final minute.

1994 (BRONCOS)

- Elam matched his rookie total of 119 points scored (fourth on the Broncos' all-time single-season scoring list) and set a Broncos record for successful field goals in a season with 30 of 37 attempts (.811). He also was a perfect 29 for 29 on extra-point attempts.



- Elam tied his NFL long and the fourth-longest kick in Broncos history with a 54-yard field goal at San Diego (10/23).

1993 (BRONCOS)

- His 119 points (fourth-highest figure in Broncos history) placed fourth in the AFC (seventh in NFL) while his 26 field goals tied for the fourth-highest total in team history. Elam was successful on four of six field-goal attempts longer than 50 yards.
- His 54-yarder against San Diego (9/12) was the fourth longest in team history.

COLLEGE

- Elam was a superb combination kicker in college, setting virtually every school and conference scoring record at the University of Hawaii.
- He finished his career with 79 field goals, just one shy of the NCAA record held by Jeff Jaeger (80). Elam concluded his time at Hawaii holding the Western Athletic Conference scoring record with 395 points and made 30 of 43 field goals (.698) of 40 yards or more.

- Elam finished his collegiate career with a .790 field-goal percentage, connecting on 79 of 100 attempts with his longest being a 56-yarder. He went 157 of 160 on extra-point attempts (.981) during his Rainbow Warriors career.

- As a senior, Elam earned first-team All-America honors and was first-team All-WAC. He made 16 of 25 field goals (.640) and 44 extra points, finishing with 92 points in his final season. He also finished his collegiate career with a 43.5-yard average on 84 punts.

PERSONAL

- Elam was first-team all-county and second-team all-state at Brookwood High School in Snellville, Ga., where he also lettered in swimming and track.
- Jason and his wife, Tamy, a former Broncos cheerleader, have two sons, Jason Jr., (10) and Joshua Matthew (4), and two daughters, Jordan Noel (9) and Julianna (6).
- A Communications major at Hawaii, Elam is a licensed commercial airplane pilot.
- Jason Elam was born March 8, 1970, in Fort Walton Beach, Fla.

ELAM'S CAREER KICKING STATISTICS

		FIELD GOALS							KICKOFFS					PUNTING						
YEAR	GP/GS	FG	ATT	%	LG	PAT	ATT	PTS	KO	TB	NO	YD	AVG	NET	TB	20	LG	BK		
1993	DEN 16/0	26	35	74.3	54	41	42	119	83	20	0	0	0.0	0.0	0	0	0	0		
1994	DEN 16/0	30	37	81.1	54	29	29	119	79	7	0	0	0.0	0.0	0	0	0	0		
1995	DEN 16/0	31	38	81.6	56	39	39	132	85	8	1	17	17.0	17.0	0	1	17	0		
1996	DEN 16/0	21	28	75.0	51	46	46	109	84	8	0	0	0.0	0.0	0	0	0	0		
1997	DEN 16/0	26	36	72.2	53	46	46	124	87	8	0	0	0.0	0.0	0	0	0	0		
1998	DEN 16/0	23	27	85.2	63	58	58	127	97	11	0	0	0.0	0.0	0	0	0	0		
1999	DEN 16/0	29	36	80.6	55	29	29	116	73	3	0	0	0.0	0.0	0	0	0	0		
2000	DEN 16/0	18	24	75.0	51	49	49	103	35	0	0	0	0.0	0.0	0	0	0	0		
2001	DEN 16/0	31	36	86.1	50	31	31	124	80	10	0	0	0.0	0.0	0	0	0	0		
2002	DEN 16/0	26	36	72.2	55	42	43	120	44	1	0	0	0.0	0.0	0	0	0	0		
2003	DEN 16/0	27	31	87.1	51	39	39	120	1	0	0	0	0.0	0.0	0	0	0	0		
2004	DEN 16/0	29	34	85.3	52	42	42	129	0	0	0	0	0.0	0.0	0	0	0	0		
2005	DEN 16/0	24	32	75.0	51	43	44	115	1	0	0	0	0.0	0.0	0	0	0	0		
2006	DEN 16/0	27	29	93.1	51	34	34	115	0	0	0	0	0.0	0.0	0	0	0	0		
2007	DEN 16/0	27	31	87.1	50	33	33	114	0	0	1	31	31.0	31.0	0	1	31	0		
2008	ATL 16/0	29	31	93.3	50	42	42	129	0	0	0	0	0.0	0.0	0	0	0	0		
TOTALS	252/0	424	521	81.4	63	643	646	1,915	585	61	2	48	24.0	24.0	0	2	31	0		





ELAM'S POSTSEASON KICKING STATISTICS

FIELD GOALS									KICKOFFS					PUNTING					
YEAR	GP/GS	FG	ATT	%	LG	PAT	ATT	PTS	KO	TB	NO	YD	AVG	NET	TB	20	LG	BK	
1993	DEN	1/0	1	1	100	33	3	3	6	5	1	0	0	0.0	0.0	0	0	0	
1996	DEN	1/0	0	0	0.0	0	1	2	1	4	0	0	0	0.0	0.0	0	0	0	
1997	DEN	4/0	2	2	100	51	15	15	21	21	1	0	0	0.0	0.0	0	0	0	
1998	DEN	3/0	6	8	75.0	48	11	11	29	20	3	0	0	0.0	0.0	0	0	0	
2000	DEN	1/0	1	1	100	31	0	0	3	0	0	0	0	0.0	0.0	0	0	0	
2003	DEN	1/0	1	2	50.0	49	1	1	4	0	0	0	0	0.0	0.0	0	0	0	
2004	DEN	1/0	1	1	100	33	3	3	6	0	0	0	0	0.0	0.0	0	0	0	
2005	DEN	2/0	3	3	100	50	5	5	14	0	0	0	0	0.0	0.0	0	0	0	
2008	ATL	1/0	1	1	100	30	3	3	6	0	0	0	0	0.0	0.0	0	0	0	
TOTALS	15/0	16	19	84.2	51	42	43	90	50	5	0	0	0	0.0	0.0	0	0	0	

ELAM'S BEST GAMES

FGS MADE	PATS MADE	POINTS SCORED	LONGEST FG MADE
5, Four Times	7 vs. PHI (10/20/05)	16, Four Times	63 (tied NFL record)
Last vs. CHI (10/12/08)		Last vs. CHI (10/12/08)	vs. JAX (10/25/98)

96 DE

WILLIE EVANS

HT: 6'1"	WT: 269	NFL EXP: 1	ACQ: FA-'08	2 ND YEAR WITH FALCONS
BIRTHDATE: 3/5/84		COLLEGE: MISSISSIPPI STATE UNIVERSITY		

TRANSACTIONS

- Originally signed as an undrafted rookie free agent by the New York Giants in 2006 before being waived by the team on September 2, 2006.
- Signed by the New Orleans Saints and was allocated to NFL Europa for spring of 2007. Was waived following training camp on September 1, 2007. Signed to the Saints practice squad one day later, but was released on September 10.
- Signed to the Carolina Panthers practice squad on December 6, 2007.
- Signed by Atlanta as a free agent on January 8, 2008.

2008 (FALCONS)

- After being waived by the Falcons at the conclusion of training camp, was signed to the practice squad on November 20 where he spent the remainder of the season.

2007 (PANTHERS)

- Spent the final four weeks of the 2007 season on the Carolina Panthers practice squad.


COLLEGE

- Started 35 of 46 games in his collegiate career at Mississippi State and recorded 219 tackles (139 solo) with 24.5 sacks.
- In 2005, earned Associated Press All-America third team honors starting in 10 games and ranking third in the nation with 15 sacks.

PERSONAL


- Attended Wayne County High School in Waynesboro, Mississippi.
- Majored in general business administration.
- Born Willie Deloyd Evans on March 5, 1984.





86

WR



BRIAN FINNERAN

HT: 6' 5"	WT: 210	NFL EXP: 9	ACQ: FA - '00	10 TH YEAR WITH FALCONS
BIRTHDATE: 1/31/76		COLLEGE: VILLANOVA UNIVERSITY		

TRANSACTIONS

- Originally signed by Seattle as a rookie free agent on April 28, 1998. Waived by the Seahawks on August 25.
- Selected by the Barcelona Dragons in the NFL Europa Draft on February 23, 1999. Signed by Philadelphia on July 6. Waived by the Eagles on October 12. Signed by the Atlanta Falcons to the practice squad on December 13.
- Re-signed by Atlanta on January 12, 2000.
- Re-signed by the Falcons on April 2, 2001.
- Re-signed by Atlanta to a four-year contract on February 27, 2003.
- Re-signed by Atlanta to a four-year contract on March 13, 2006.

CAREER

- Returned to action in 2008 after a two-year absence due to knee injuries and competed in every game while contributing with punt returns.
- Tall, rangy target who earned a starting role in 2002 and produced career-highs in catches, yards and scores, while leading the Falcons in receiving, but had a promising 2006 career cut short due to a knee injury in training camp. Also suffered a knee injury prior to the start of training camp in 2007 and was placed on injured reserve.
- Ranked first among Falcons' wide receivers in 2005 with 50 catches and 611 receiving yards, while also tallying a career-high three two-point conversions on the season.
- In Falcons career, 132 of his 194 receptions (68.0 percent) have been for a first down or touchdown.
- Emerged as a solid receiver with big-play ability in

his second season for the Falcons in 2001, leading the team with a 21.3-yard per catch average.

2008 (FALCONS)

- In 16 contests, caught 21 passes for 169 yards and his first touchdown since 2005. Also contributed on the punt return unit.
- Recorded two catches for 10 yards at Carolina (9/28) in his 90th career game.
- Notched season highs in receptions (four) and receiving yards (44) vs. Denver (11/16).
- Recorded two catches for 18 yards and his first receiving touchdown since November 6, 2005 at Miami.
- Posted two receptions for 11 yards, including one third down catch for a new set of downs at Arizona (1/3/09) in a NFC Wild Card matchup.

2007 (FALCONS)

- Suffered a knee injury prior to training camp and was placed on injured reserve.

2006 (FALCONS)

- Had promising 2006 campaign cut short due to a knee injury suffered during training camp.

2005 (FALCONS)

- Played in all 16 games with seven starts and finished the season ranked second on the team with 50 catches and 611 receiving yards. Also tallied two touchdown receptions, four special teams tackles and a career-high three two-point conversions.
- Tallied 35 receiving yards on a team-high five receptions with one touchdown at Seattle (9/18).
- Started his first game of the season at Buffalo (9/25) and led the team with 57 receiving yards on four catches.



- Recorded a team-high 103 receiving yards on five receptions, including a career-long 53-yard catch, vs. New England (10/9). Also tallied a two-point conversion to tie the game at 28 in the fourth quarter.

- Established a career-high with eight receptions for 92 yards and one touchdown at Miami (11/6).

2004 (FALCONS)

- Saw action in 12 games with one start and recorded 23 receptions for 258 yards and two touchdowns. Also tallied five solo special teams tackles.

- Had three catches for 45 yards and one touchdown at Seattle (1/2).

- Tallied two receptions for eight yards in the NFC Divisional Playoff Game vs. St. Louis (1/15/05) and one catch for 29 yards at Philadelphia (1/23/05) in the NFC Championship Game.

2003 (FALCONS)

- Caught 26 passes for 368 yards (14.2 avg.) with a pair of touchdowns in 12 games and 10 starts.

- Did not play Weeks 2-5 due to a broken left hand suffered in the season opening victory at Dallas (9/7).

- Returned to the starting lineup at St. Louis (10/13) and had three catches for 55 yards.

2002 (FALCONS)

- Set career-highs by leading all receivers with 56 receptions for 838 yards and six touchdowns in 16 starts. Of those 56 receptions, 39 went for first downs with another six for scores.

- Tied a season-high with six receptions for 72 yards at Pittsburgh (11/10). Also blocked a potential game-winning 48-yard field goal attempt by K Todd Peterson in overtime.

- Led the team with six receptions for 77 yards and two touchdowns vs. Cincinnati (9/22). The two touchdown catches were a career-high.

- Caught four passes for 104 yards, the first 100-yard receiving game of his career, at Carolina (11/24).

- Posted his second straight 100-yard receiving game at Minnesota (12/1) with a career-high 114 yards on five receptions with one touchdown.

2001 (FALCONS)

- Totaled 23 receptions for 491 yards and three touchdowns with a team-high 21.3 yards per catch average in 16 games with one start. Also contributed a career-high 11 special teams tackles to finish sixth on the club.

- Scored first NFL touchdown vs. San Francisco (10/14) on a 47-yard catch in the fourth quarter for the go-ahead touchdown with just over two minutes remaining, tying the game at 24-24.

- Earned the first start of his career when the team opened with three wide receivers at New Orleans (10/21) and caught one pass for seven yards.

2000 (FALCONS)

- Played in 12 games and tallied seven receptions for 60 yards.

1999 (EAGLES)

- Played in three games, posting two receptions for 21 yards. Inactive for two games.

- Caught his first career pass for a 10-yard gain from QB Doug Pederson in his NFL debut vs. Arizona (9/12).

1998 (SEAHAWKS)

- Signed as a rookie free agent by the Seattle Seahawks after a prolific college career at Villanova. Did not make the final roster and was waived.

NFL EUROPA

- Allocated to the Barcelona Dragons in 1999 and tallied 54 receptions for 844 yards and eight touchdowns.

- Named Offensive Player of the Week after catching seven passes for 205 yards and three touchdowns.

COLLEGE

- All-America selection after catching 96 passes for 1,389 yards and 19 scores as a senior at Villanova. For his efforts, he was afforded the Walter Payton Award given to the nation's top offensive player in Division I-AA.

- Finished career with a school record 265 receptions for 3,872 yards and 34 touchdowns.

- Had his number 25 jersey retired by Villanova in the fall of 2003.



PERSONAL

- Serves as the official spokesperson for SafeKids, a helmet safety program for Hall County. Brian's brother-in-law suffered a major head injury from a skateboard crash without wearing a helmet.
- Donated monetarily for every touchdown catch to Suwanee (GA) Elementary for a handicap playground. Likewise, he donated to the Empty Stocking Fund, Falcons Feed the Homeless campaign, participated in the Falcons' Ball Boy Mentoring Program and works with Breast Friends, a breast cancer support system 24/7.
- Born Brian Joseph Finneran on January 31, 1976 in Mission Viejo, California. He and his wife, Erin, have four children: Conor, Brynn, Keenan, Cullen.

FINNERAN'S CAREER OFFENSIVE STATISTICS

YEAR	RECEIVING						RUSHING				
	GP/GS	REC	YDS	AVG	LG	TD	ATT	YDS	AVG	LG	TD
1999 PHI	3/0	2	21	10.5	11	0	0	0	0.0	0	0
2000 ATL	12/0	7	60	8.6	14	0	0	0	0.0	0	0
2001 ATL	16/1	23	491	21.3	52	3	0	0	0.0	0	0
2002 ATL	16/16	56	838	15.0	47	6	0	0	0.0	0	0
2003 ATL	12/10	26	368	14.2	38	2	0	0	0.0	0	0
2004 ATL	12/1	23	258	11.2	26	2	0	0	0.0	0	0
2005 ATL	16/7	50	611	12.2	53	2	0	0	0.0	0	0
2006 ATL	INJURED RESERVE										
2007 ATL	INJURED RESERVE										
2008 ATL	16/0	21	169	8.0	14	1	0	0	0.0	0	0
TOTALS	102/35	208	2,816	13.5	53	16	0	0	0.0	0	0

FINNERAN'S CAREER RETURN STATISTICS

YEAR	PUNT RETURNS						KICKOFF RETURNS				
	NO	FC	YDS	AVG	LG	TD	NO	YDS	AVG	LG	TD
2000 ATL	0	0	0	0.0	0	0	1	2	2.0	2	0
2002 ATL	2	0	0	0.0	0	0	0	0	0.0	0	0
2004 ATL	0	3	0	0.0	0	0	0	0	0.0	0	0
2005 ATL	2	8	7	3.5	5	0	0	0	0.0	0	0
2008 ATL	1	3	2	2.0	2	0	1	5	5.0	5	0
TOTALS	5	14	9	1.8	5	0	2	7	3.5	5	0

FINNERAN'S CAREER POSTSEASON STATISTICS

YEAR	RECEIVING						RUSHING				
	GP/GS	REC	YDS	AVG	LG	TD	ATT	YDS	AVG	LG	TD
2002 ATL	2/2	9	111	12.3	28	0	0	0	0.0	0	0
2004 ATL	2/0	3	37	12.3	29	0	0	0	0.0	0	0
2008 ATL	1/0	2	11	5.5	7	0	0	0	0.0	0	0
TOTALS	5/2	14	159	11.4	29	0	0	0	0.0	0	0

- No postseason return statistics.
- Additional Statistics: One special teams tackle in 1999, three special teams tackles in 2000, 11 special teams tackles and one pass defended in 2001, one blocked punt in 2002, five special teams tackles in 2004, four special teams tackles in 2005, two special teams tackles in 2008.

RECEPTIONS	YARDS	LONG	TOUCHDOWNS
8 @ MIA (11/6/05)	114 @ MIN (12/1/02)	53 vs. NE (10/9/05)	2 vs. CIN (9/22/02)
	104 @ CAR (11/24/02)	52 @ MIA (12/20/01)	
	103 vs. NE (10/9/05)	50 vs. NE (11/4/01)	

RECEPTIONS	YARDS	LONG
5 @ PHI (1/11/03)	76 @ PHI (1/11/03)	29 @ PHI (1/23/05)
4 @ GB (1/4/03)	35 @ GB (1/4/03)	28 @ PHI (1/11/03)

2005 GAME-BY-GAME													
		RECEIVING					RUSHING						
DATE	OPP	REC	YDS	AVG	LG	TD	RSH	YDS	AVG	LG	TD		
9/12	PHI	2	12	6.0	7	0	0	0	0.0	0	0		
9/18	@ SEA	5	35	7.0	13	1	0	0	0.0	0	0		
9/25	@ BUF	4	57	14.3	17	0	0	0	0.0	0	0		
10/2	MIN	3	31	10.3	15	0	0	0	0.0	0	0		
10/9	NE	5	103	20.6	53	0	0	0	0.0	0	0		
10/16	@ NO	0	0	0.0	0	0	0	0	0.0	0	0		
10/24	NYG	0	0	0.0	0	0	0	0	0.0	0	0		
11/6	@ MIA	8	92	11.5	24	1	0	0	0.0	0	0		
11/13	GB	4	50	12.5	21	0	0	0	0.0	0	0		
11/20	TB	3	40	13.3	20	0	0	0	0.0	0	0		
11/24	@ DET	0	0	0.0	0	0	0	0	0.0	0	0		
12/4	@ CAR	4	31	7.8	12	0	0	0	0.0	0	0		
12/12	NO	1	36	36.0	36	0	0	0	0.0	0	0		
12/18	@ CHI	6	75	12.5	20	0	0	0	0.0	0	0		
12/24	@ TB	1	4	4.0	4	0	0	0	0.0	0	0		
1/1	CAR	4	45	11.3	14	0	0	0	0.0	0	0		
TOTALS		50	611	12.2	53	2	0	0	0.0	0	0		

2004 GAME-BY-GAME											
		RECEIVING					RUSHING				
DATE	OPP	REC	YDS	AVG	LG	TD	RSH	YDS	AVG	LG	TD
9/12	@ SF	1	16	16.0	16	0	0	0	0.0	0	0
9/19	STL	1	9	9.0	9	0	0	0	0.0	0	0
9/26	ARZ	INACTIVE									
10/3	@ CAR	0	0	0.0	0	0	0	0	0.0	0	0
10/10	DET	3	45	15.0	26	0	0	0	0.0	0	0
10/17	SD	2	30	15.0	26	0	0	0	0.0	0	0
10/24	@ KC	0	0	0.0	0	0	0	0	0.0	0	0
10/31	@ DEN	3	19	6.3	8	0	0	0	0.0	0	0
11/14	TB	INACTIVE									
11/21	@ NYG	INACTIVE									
11/28	NO	2	16	8.0	12	0	0	0	0.0	0	0
12/5	@ TB	INACTIVE									
12/12	OAK	2	21	10.5	17	0	0	0	0.0	0	0
12/18	CAR	3	19	6.3	8	1	0	0	0.0	0	0
12/26	@ NO	3	38	12.7	14	0	0	0	0.0	0	0
1/2	@ SEA	3	45	15.0	26	1	0	0	0.0	0	0
TOTALS		23	258	11.2	26	2	0	0	0.0	0	0

2004 POSTSEASON											
		RECEIVING						RUSHING			
DATE	OPP	REC	YDS	AVG	LG	TD	RSH	YDS	AVG	LG	TD
1/15	STL	2	8	4.0	6	0	0	0	0.0	0	0
1/23	@ PHI	1	29	29.0	29	0	0	0	0.0	0	0
TOTALS		3	37	12.3	26	0	0	0	0.0	0	0



2003 GAME-BY-GAME											
DATE	OPP	RECEIVING				RUSHING				LG	TD
		REC	YDS	AVG	LG	TD	RSH	YDS	AVG	LG	
9/7	@ DAL	2	45	22.5	35	0	0	0	0.0	0	0
9/14	WAS	INACTIVE				0	0	0.0	0	0	0
9/21	TB	INACTIVE				0	0	0.0	0	0	0
9/28	@ CAR	INACTIVE				0	0	0.0	0	0	0
10/5	MIN	INACTIVE				0	0	0.0	0	0	0
10/13	@ STL	3	55	18.3	30	0	0	0	0.0	0	0
10/19	NO	2	32	16.0	18t	1	0	0	0.0	0	0
11/2	PHI	4	49	12.3	15	0	0	0	0.0	0	0
11/9	@ NYG	1	5	5.0	5	0	0	0	0.0	0	0
11/16	@ NO	1	7	7.0	7	0	0	0	0.0	0	0
11/23	TEN	0	0	0.0	0	0	0	0	0.0	0	0
11/30	@ HOU	4	31	7.8	10	0	0	0	0.0	0	0
12/7	CAR	3	47	15.7	32	0	0	0	0.0	0	0
12/14	@ IND	3	38	12.7	14	0	0	0	0.0	0	0
12/20	TB	1	13	13.0	13t	1	0	0	0.0	0	0
12/28	JAX	2	46	23.0	38	0	0	0	0.0	0	0
TOTALS		26	368	14.2	38	2	0	0	0.0	0	0

2002 GAME-BY-GAME											
DATE	OPP	RECEIVING				RUSHING				LG	TD
		REC	YDS	AVG	LG	TD	RSH	YDS	AVG	LG	
9/8	@ GB	2	20	10.0	12	0	0	0	0.0	0	0
9/15	CHI	6	76	12.7	21	0	0	0	0.0	0	0
9/22	CIN	6	77	12.8	20t	2	0	0	0.0	0	0
10/6	TB	5	61	12.2	15	0	0	0	0.0	0	0
10/13	@ NYG	3	31	10.3	14t	1	0	0	0.0	0	0
10/20	CAR	0	0	0.0	0	0	0	0	0.0	0	0
10/27	@ NO	4	62	15.5	28	0	0	0	0.0	0	0
11/3	BAL	3	42	14.0	25	0	0	0	0.0	0	0
11/10	@ PIT	6	72	12.0	23	0	0	0	0.0	0	0
11/17	NO	0	0	0.0	0	0	0	0	0.0	0	0
11/24	@ CAR	4	104	26.0	42	0	0	0	0.0	0	0
12/1	@ MIN	5	114	22.8	39t	1	0	0	0.0	0	0
12/8	TB	2	3	1.5	2	0	0	0	0.0	0	0
12/15	SEA	4	45	11.3	28	0	0	0	0.0	0	0
12/22	DET	3	54	18.0	34t	1	0	0	0.0	0	0
12/29	@ CLE	3	77	25.7	47	1	0	0	0.0	0	0
TOTALS		56	838	15.0	47	6	0	0	0.0	0	0

2002 POSTSEASON											
DATE	OPP	RECEIVING				RUSHING				LG	TD
		REC	YDS	AVG	LG	TD	RSH	YDS	AVG	LG	
1/4	@ GB	4	35	8.8	12	0	0	0	0.0	0	0
1/23	@ PHI	5	76	15.2	28	0	0	0	0.0	0	0
TOTALS		9	111	12.3	28	0	0	0	0.0	0	0

2001 GAME-BY-GAME											
DATE	OPP	RECEIVING				RUSHING				LG	TD
		REC	YDS	AVG	LG	TD	RSH	YDS	AVG	LG	
9/9	@ SF	0	0	0.0	0	0	0	0	0.0	0	0
9/23	CAR	0	0	0.0	0	0	0	0	0.0	0	0
9/30	@ ARZ	2	33	16.5	22	0	0	0	0.0	0	0
10/7	CHI	1	12	12.0	12	0	0	0	0.0	0	0
10/14	SF	1	47	47.0	47t	1	0	0	0.0	0	0
10/21	@ NO	1	7	7.0	7	0	0	0	0.0	0	0
11/4	NE	1	50	50.0	50	0	0	0	0.0	0	0
11/11	DAL	0	0	0.0	0	0	0	0	0.0	0	0
11/18	@ GB	2	24	12.0	12t	1	0	0	0.0	0	0
11/25	@ CAR	0	0	0.0	0	0	0	0	0.0	0	0
12/2	STL	0	0	0.0	0	0	0	0	0.0	0	0
12/9	NO	6	92	15.3	35	0	0	0	0.0	0	0
12/16	@ IND	2	36	18.0	18t	1	0	0	0.0	0	0
12/23	BUF	5	93	18.6	36	0	0	0	0.0	0	0
12/30	@ MIA	1	52	52.0	52	0	0	0	0.0	0	0
1/6	@ STL	1	45	45.0	45	0	0	0	0.0	0	0
TOTALS		23	491	21.3	52	3	0	0	0.0	0	0

2000 GAME-BY-GAME											
DATE	OPP	RECEIVING				RUSHING				LG	TD
		REC	YDS	AVG	LG	TD	RSH	YDS	AVG	LG	
9/2	SF	0	0	0.0	0	0	0	0	0.0	0	0
9/10	@ DEN	1	10	10.0	10	0	0	0	0.0	0	0
9/17	@ CAR	3	17	5.7	11	0	0	0	0.0	0	0
9/24	STL	1	8	8.0	8	0	0	0	0.0	0	0
10/1	@ PHI	INACTIVE									
10/8	NYG	INACTIVE									
10/15	@ STL	2	25	12.5	14	0	0	0	0.0	0	0
10/22	NO	0	0	0.0	0	0	0	0	0.0	0	0
10/29	CAR	0	0	0.0	0	0	0	0	0.0	0	0
11/5	TB	0	0	0.0	0	0	0	0	0.0	0	0
11/12	@ DET	INACTIVE									
11/19	@ SF	0	0	0.0	0	0	0	0	0.0	0	0
11/26	@ OAK	INACTIVE									
12/3	SEA	INACTIVE									
12/17	@ NO	0	0	0.0	0	0	0	0	0.0	0	0
12/24	KC	0	0	0.0	0	0	0	0	0.0	0	0
TOTALS		7	60	8.6	14	0	0	0	0.0	0	0

1999 GAME-BY-GAME											
DATE	OPP	RECEIVING				RUSHING				LG	TD
		REC	YDS	AVG	LG	TD	RSH	YDS	AVG	LG	
9/12	ARZ	1	10	10.0	10	0	0	0	0.0	0	0
9/19	TB	0	0	0.0	0	0	0	0	0.0	0	0
9/26	@ BUF	1	11	11.0	11	0	0	0	0.0	0	0
10/3	@ NYG	0	0	0.0	0	0	0	0	0.0	0	0
10/10	DAL	0	0	0.0	0	0	0	0	0.0	0	0
10/17	@ CHI	0	0	0.0	0	0	0	0	0.0	0	0
10/24	@ MIA	0	0	0.0	0	0	0	0	0.0	0	0
10/31	NYG	0	0	0.0	0	0	0	0	0.0	0	0
11/7	@ CAR	0	0	0.0	0	0	0	0	0.0	0	0
11/14	WAS	0	0	0.0	0	0	0	0	0.0	0	0
11/21	IND	0	0	0.0	0	0	0	0	0.0	0	0
11/28	@ WAS	0	0	0.0	0	0	0	0	0.0	0	0
12/5	@ ARZ	0	0	0.0	0	0	0	0	0.0	0	0
12/12	@ DAL	0	0	0.0	0	0	0	0	0.0	0	0
12/19	NE	0	0	0.0	0	0	0	0	0.0	0	0
1/2	STL	0	0	0.0	0	0	0	0	0.0	0	0
TOTALS		2	21	10.5	11	0	0	0	0.0	0	0





29^s



JAMAAL FUDGE

HT: 5' 9"	WT: 190	NFL EXP: 4	ACQ: W-'08 (JAX)	2 ND YEAR WITH FALCONS
BIRTHDATE: 5/17/83		COLLEGE: CLEMSON UNIVERSITY		

TRANSACTIONS

- Originally signed as a rookie free agent in 2006 by the Jacksonville Jaguars.
- Claimed off of waivers by the Falcons on September 2, 2008.

CAREER

- In 30 career games, has totaled 27 tackles (21 solo), one interception, one forced fumble, one fumble recovery and two passes defended.

2008 (FALCONS)

- Saw action in 10 games and totaled 12 tackles (nine solo).
- Recorded his first two tackles of the season at Minnesota (12/21).
- Made his first start of the season at strong safety and set a career-high with 10 tackles (eight solo) against St. Louis (12/28).

2007 (JAGUARS)

- Played in a career-high 14 games, seeing action on special teams and as a back-up safety.
- Finished the season with 10 tackles (seven solo), one forced fumble, one fumble recovery and one interception.

- Saw action in 25 snaps while contributing with two passes defended and his first career interception against Oakland (12/23).

2006 (JAGUARS)

- Competed in six games and posted five tackles.

- Saw extensive action at free safety for Deon Grant and posted five tackles against New England (12/24).

COLLEGE

- A three-year starter at Clemson, competing in 49 consecutive games.
- Totaled 74 tackles and three interceptions in 2005.
- Started all 11 games as a junior and finished with three interceptions and 10 passes defended.

PERSONAL

- Attended Ed White High School in Jacksonville, Florida.
- Registered 81 tackles and nine interceptions.
- Named all-area and all-conference as a junior and senior.
- Married to wife, Michelle.

FUDGE'S CAREER DEFENSIVE STATISTICS

YEAR	GP/GS	TK	SO	AST	SK	YDS	INT	YDS	LG	TD	PD	FF	FR	YDS	TD
2006 JAX	6/0	5	5	0	0.0	0.0	0	0	0	0	0	0	0	0	0
2007 JAX	14/0	10	7	3	0.0	0.0	1	0	0	0	2	1	1	0	0
2008 ATL	10/1	12	9	3	0.0	0.0	0	0	0	0	0	0	0	0	0
TOTAL	30/1	27	21	6	0.0	0.0	1	0	0	0	2	1	1	0	0



FUDGE'S CAREER POSTSEASON STATISTICS

YEAR	GP/GS	TK	SO	AST	SK	YDS	INT	YDS	LG	TD	PD	FF	FR	YDS	TD
2007 JAX	2/0	0	0	0	0.0	0.0	0	0	0	0	0	0	0	0	0
2008 ATL	1/0	0	0	0	0.0	0.0	0	0	0	0	0	0	0	0	0
TOTAL	3/0	0	0	0	0.0	0.0	0	0	0	0	0	0	0	0	0

- Additional Statistics: Three special teams tackles in 2006, 10 special teams stops in 2007, two special teams tackles in 2008.

2008 GAME-BY-GAME

DATE	OPP	TK	SO	SK	YDS	INT	YDS	FF	FR	PD
9/7	DET	DID NOT PLAY								
9/14	@ TB	INACTIVE								
9/21	KC	INACTIVE								
9/28	@ CAR	0	0	0.0	0.0	0	0	0	0	0
10/5	@ GB	0	0	0.0	0.0	0	0	0	0	0
10/12	CHI	0	0	0.0	0.0	0	0	0	0	0
10/26	@ PHI	0	0	0.0	0.0	0	0	0	0	0
11/2	@ OAK	0	0	0.0	0.0	0	0	0	0	0
11/9	NO	0	0	0.0	0.0	0	0	0	0	0
11/16	DEN	0	0	0.0	0.0	0	0	0	0	0
11/23	CAR	INACTIVE								
11/30	@ SD	INACTIVE								
12/7	@ NO	0	0	0.0	0.0	0	0	0	0	0
12/14	TB	0	0	0.0	0.0	0	0	0	0	0
12/21	@ MIN	2	1	0.0	0.0	0	0	0	0	0
12/28	STL	10	8	0.0	0.0	0	0	0	0	0
TOTALS		12	9	0.0	0.0	0	0	0	0	0

2006 GAME-BY-GAME

DATE	OPP	TK	SO	SK	YDS	INT	YDS	FF	FR	PD
9/10	DAL	PRACTICE SQUAD								
9/18	PIT	PRACTICE SQUAD								
9/24	@ IND	PRACTICE SQUAD								
10/1	@ WAS	PRACTICE SQUAD								
10/8	NYJ	PRACTICE SQUAD								
10/22	@ HOU	PRACTICE SQUAD								
10/29	@ PHI	PRACTICE SQUAD								
11/5	TEN	PRACTICE SQUAD								
11/12	HOU	PRACTICE SQUAD								
11/20	NYG	PRACTICE SQUAD								
11/26	@ BUF	0	0	0.0	0.0	0	0	0	0	0
12/3	@ MIA	0	0	0.0	0.0	0	0	0	0	0
12/10	IND	0	0	0.0	0.0	0	0	0	0	0
12/17	@ TEN	0	0	0.0	0.0	0	0	0	0	0
12/24	NE	0	0	0.0	0.0	0	0	0	0	0
12/31	@ KC	5	5	0.0	0.0	0	0	0	0	0
TOTALS		5	5	0.0	0.0	0	0	0	0	0

2008 POSTSEASON

DATE	OPP	TK	SO	SK	YDS	INT	YDS	FF	FR	PD
1/3	@ ARZ	0	0	0.0	0.0	0	0	0	0	0
TOTALS		0	0	0.0	0.0	0	0	0	0	0


2007 GAME-BY-GAME

DATE	OPP	TK	SO	SK	YDS	INT	YDS	FF	FR	PD
9/9	TEN	DID NOT PLAY								
9/16	ATL	DID NOT PLAY								
9/23	@ DEN	0	0	0.0	0.0	0	0	0	0	0
10/7	@ KC	0	0	0.0	0.0	0	0	0	0	0
10/14	HOU	0	0	0.0	0.0	0	0	0	0	0
10/22	IND	0	0	0.0	0.0	0	0	0	0	0
10/28	@ TB	0	0	0.0	0.0	0	0	0	0	0
11/4	@ NO	0	0	0.0	0.0	0	0	0	0	0
11/11	@ TEN	3	2	0.0	0.0	0	0	0	0	0
11/18	SD	1	1	0.0	0.0	0	0	0	0	0
11/25	BUF	3	3	0.0	0.0	0	0	1	1	0
12/2	@ IND	1	1	0.0	0.0	0	0	0	0	0
12/9	CAR	1	0	0.0	0.0	0	0	0	0	0
12/16	@ PIT	0	0	0.0	0.0	0	0	0	0	0
12/23	OAK	0	0	0.0	0.0	1	0	0	0	2
12/30	@ HOU	1	0	0.0	0.0	0	0	0	0	0
TOTALS		10	7	0.0	0.0	1	0	1	1	2

2007 POSTSEASON


DATE	OPP	TK	SO	SK	YDS	INT	YDS	FF	FR	PD
1/5	@ PIT	0	0	0.0	0.0	0	0	0	0	0
1/12	@ NE	0	0	0.0	0.0	0	0	0	0	0
TOTALS		0	0	0.0	0.0	0	0	0	0	0





51

LB



TONY GILBERT

HT: 6' 0"	WT: 245	NFL EXP: 6	ACQ: FA-'08	2 ND YEAR WITH FALCONS
BIRTHDATE: 10/16/79		COLLEGE: UNIVERSITY OF GEORGIA		

TRANSACTIONS

- Originally selected by Arizona in the sixth round (210th overall) of the 2003 NFL Draft.
- Released by the Cardinals on September 1, 2003 and was signed to the Arizona practice squad the following day.
- Signed off of the Arizona practice squad by the Jacksonville Jaguars on October 29, 2003.
- Signed by Atlanta as a free agent on August 31, 2008.

CAREER

- Has seen action in 56 career games while contributing with 23 tackles, one sack and one fumble recovery.
- Tied for sixth in Jacksonville team history with 38 special teams tackles.
- Allocated to the Rhine Fire of NFL Europa in 2005.

2008 (FALCONS)

- Signed as a free agent on August 31, 2008 and was listed as inactive for all 16 regular season games and Atlanta's Wild Card Playoff game at Arizona (1/3/09).

2007 (JAGUARS)

- Spent the season on the team's injured reserve list.

2006 (JAGUARS)

- Played in all 16 games for the third consecutive season and led the squad with 16 special teams tackles.
- Recorded a career-high 16 tackles and his first career sack against the New York Jets (10/8).

2005 (JAGUARS)

- Appeared in all 16 games and ranked fifth on the squad with nine special teams stops.
- Finished the season with seven tackles and one fumble recovery.

2004 (JAGUARS)

- Saw action in all 16 games playing primarily on special teams. Made six special teams stops.

2003 (JAGUARS)

- After being signed off of the Arizona practice squad on October 29, 2003, appeared in eight games for the Jaguars while totaling seven special teams tackles.

COLLEGE

- Earned All-SEC second-team honors as a senior at Georgia as he tied for the team lead with 114 tackles.
- Voted the team's most valuable player as a junior middle linebacker.

PERSONAL

- Attended Central High School in Macon, Georgia where he was named a 4-A All-State first-team selection by the *Atlanta Journal-Constitution*.
- Served as the team's captain his senior season while contributing with 105 tackles and two interceptions.
- Played on the varsity basketball team and threw shot put for the track team.
- Gilbert and his wife, Tiffany, have four children Amir, Jacobi, Isaiah and Briana. Gilbert also has two step-children, Shayla and Jaylen.



GILBERT'S CAREER DEFENSIVE STATISTICS

YEAR	GP/GS	TK	SO	AST	SK	YDS	INT	YDS	LG	TD	PD	FF	FR	YDS	TD
2003 JAX	8/0	0	0	0	0.0	0.0	0	0	0	0	0	0	0	0	0
2004 JAX	16/0	0	0	0	0.0	0.0	0	0	0	0	0	0	0	0	0
2005 JAX	16/0	7	3	4	0.0	0.0	0	0	0	0	0	0	1	0	0
2006 JAX	16/0	16	12	4	1.0	0.0	0	0	0	0	0	0	0	0	0
2007 JAX	INJURED RESERVE														
2008 ATL	0/0	0	0	0	0.0	0.0	0	0	0	0	0	0	0	0	0
TOTAL	56/0	23	15	8	1.0	0.0	0	0	0	0	0	0	1	0	0


GILBERT'S CAREER POSTSEASON STATISTICS

YEAR	GP/GS	TK	SO	AST	SK	YDS	INT	YDS	LG	TD	PD	FF	FR	YDS	TD
2005 JAX	1/0	0	0	0	0.0	0.0	0	0	0	0	0	0	0	0	0
2008 ATL	0/0	0	0	0	0.0	0.0	0	0	0	0	0	0	0	0	0
TOTAL	1/0	0	0	0	0.0	0.0	0	0	0	0	0	0	0	0	0


- Additional Statistics: Seven special teams tackles in 2003, six special teams stops in 2004, nine special teams tackles in 2005, led the Jaguars with 16 special teams stops in 2006.

ATLANTA FALCONS





88 TE



TONY GONZALEZ

HT: 6' 5"	WT: 243	NFL EXP: 13	ACQ: TR-'09 (KC)	1 ST YEAR WITH FALCONS
BIRTHDATE: 2/27/76		COLLEGE: UNIVERSITY OF CALIFORNIA		

TRANSACTIONS

- Originally selected in the first round (13th overall) by the Kansas City Chiefs in the 1997 NFL Draft.
- Traded to the Falcons for Atlanta's second round selection in the 2010 NFL Draft on April 23, 2009.

CAREER

- In 12 NFL seasons, has earned 10 Pro Bowl appearances and eight first or second-team Associated Press All-Pro selections.
- Holds NFL records for career receptions (916), receiving yards (10,940), touchdown catches (76), 100-yard receiving games (26), Pro Bowl appearances (10) and 1,000-yard seasons (four) among all tight ends.
- Is the only tight end to ever register six 100-yard receiving games in a single season (2000, 2004).
- Has recorded six 70-catch seasons, 10 60-catch campaigns and 11 50-catch seasons, more than any other tight end in NFL history. Became just the fifth player and first tight end in League history to produce 11 consecutive seasons with 50 or more receptions.
- His 916 career receptions rank ninth in NFL history and fourth among active players (active in 2008).
- Needs 84 more catches to become just the sixth player in league history to tally 1,000 receptions.
- Ranks 21st in both receiving yards (10,940) and touchdown receptions (76) among all receivers in NFL history.
- Is the only tight end in League history to record 900 or more receiving yards in seven seasons and currently stands as only the third tight end (Ozzie Newsome, Cleveland and Shannon

Sharpe, Denver) in NFL history to lead their respective franchises in all-time receiving.

- Owns 11 career games with double-digit receptions, the most of any player in Kansas City history.
- No player in Chiefs history reached the 300-yard reception plateau quicker than Gonzalez, who got there in 71 games.
- Caught his 500th career pass in his 118th game, which marked the second-fastest pace by a tight end in NFL history.
- Ranks third in Chiefs history with 76 total touchdowns and fifth in total points with 460.
- Has missed just two starts over the past 11 seasons averaging 83.3 receptions, 994.5 receiving yards and 6.9 touchdowns per season since he became a NFL starter in 1998.
- Joined Kansas City wide receiver Carlos Carson (1983-84) as the only other player in team history to register back-to-back 1,000-yard campaigns, doing so in 2007-08.
- Received the Chiefs prestigious Mack Lee Hill Award bestowed annually to Kansas City's top rookie or first-year player after compiling 33 catches for 368 yards and two touchdowns during his initial pro season.
- Entering the 2009 season, is 17 starts shy of passing Ozzie Newsome for the most starts by a tight end in League history.
- Will enter the 2009 season looking to extend his streak of catching at least one pass in a game, which currently stands at 131 contests. Trails Ozzie Newsome (150 games) for the longest streak by a tight end in NFL history.



- Gonzalez's career receptions, receiving yards and touchdowns already top Pro Football Hall of Famers Charlie Sanders, Jackie Smith, Mike Ditka, John Mackey, Ozzie Newsome, Kellen Winslow and Dave Casper.

2008 (CHIEFS)

- Started all 16 games and caught a team-high 96 passes for 1,058 yards (11.0 avg.) and 10 touchdowns earning him his 10th Pro Bowl selection, the most by a tight end in NFL history.
- Also named first-team *Associated Press* All-Pro.
- Won the Derrick Thomas Award as the Chiefs Most Valuable Player.
- His 96 receptions, 1,058 receiving yards and 10 touchdowns ranked first among tight ends in the NFL.
- Posted his fourth career 1,000-yard season, which is the highest mark by a tight end in NFL history.
- Surpassed tight end Shannon Sharpe (10,060) for the most receiving yards by a tight end in NFL history on a six-yard catch in the first quarter vs. Tennessee (10/19).
- Registered six catches for 79 yards, which included a 19-yard touchdown reception at the New York Jets (10/26).



- Moved past wide receiver Irving Fryar (851) for 11th on the NFL's all-time reception chart after catching 10 passes for 113 yards and two touchdowns at San Diego (11/9).
- Produced 10 catches for 113 yards with a two-yard touchdown against Buffalo (11/23), marking his 25th career 100-yard receiving game to bypass tight end Kellen Winslow for the most by a tight end in NFL history.

- Totaled seven receptions for 64 yards with an eight-yard touchdown vs. Miami (12/21), becoming the first tight end in NFL history with four career 1,000-yard seasons.

2007 (CHIEFS)

- In 16 starts, posted a team-high 99 catches for 1,172 yards (11.8 avg.) and five touchdowns while being selected to his ninth consecutive Pro Bowl.



- Was a second-team *Associated Press* All-Pro selection.

- His 99 catches made him just the second player in Chiefs history to lead the NFL in receptions and he became one of just three tight ends to lead the League in catches since the AFL-NFL merger in 1970.

- His 1,172 receiving yards led all NFL tight ends and ranked seventh in the AFC.

- Caught his 62nd career touchdown pass, tying Shannon Sharpe for the most receiving touchdowns by a tight end in NFL history while contributing with eight receptions for 100 yards against Jacksonville (10/7).

- Set the record for the most receiving touchdowns by a tight end the following week with his 63rd vs. Cincinnati (10/14). Also finished with 102 receiving yards marking his 20th 100-yard game, a Chiefs record.

- Totaled 10 catches for 140 yards against San Diego (12/2).

- Notched his 800th career catch on an eight-yard reception and finished with 137 receiving yards at Detroit (12/23).

- Surpassed Shannon Sharpe for the most catches by a tight end in NFL history with a 17-yard reception at the New York Jets on (12/30).

2006 (CHIEFS)

- Started 15 contests and tallied 73 receptions for a team-high 900 yards (12.3 avg.) and five touchdowns while earning his eighth Pro Bowl berth.
- Was also named a second-team *Associated Press* All-Pro selection.



- His 73 catches were tied for second among tight ends in the NFL.

- Produced five catches for 59 yards vs. San Francisco (10/1) and moved into third on the NFL's all-time receiving yardage chart for tight ends with 7,957 yards and second with 665 receptions.

- Posted six receptions for 138 yards vs. San Diego (10/22).

- Caught six passes for 116 yards and added a two-



point conversion catch from QB Damon Huard vs. Seattle (10/29).

- Recorded five receptions for 63 yards with two TDs at St. Louis (11/5). Caught a three-yard TD pass from Huard in the second quarter to bypass Otis Taylor (57) for the most career TD receptions in team history. Added a 25-yard TD catch from Huard in the second quarter to bypass RB Abner Haynes (58) for the third-most total career TDs in club annals.

2005 (CHIEFS)

- Started 16 games at tight end for the sixth straight season and was selected to his seventh consecutive Pro Bowl.
- Ranked first on the team with 78 receptions for 905 yards (11.6 avg.) with two TDs and became the fourth tight end in NFL history to top the 7,000-yard barrier at Oakland (9/18).
- Registered seven catches for 97 yards with a 16-yard TD at San Diego (10/30). It was his 55th career receiving score, surpassing Wesley Walls (54) for the third-highest TD tally by a tight end in NFL history.
- Caught eight passes for 81 yards at Buffalo (11/13), bypassing WR Otis Taylor (7,281) for the most receiving yards in Chiefs history on a 13-yard reception from QB Trent Green in the third quarter.
- Recorded nine catches for a season-high 98 yards at Houston (11/20), becoming the first tight end in NFL history to register eight consecutive seasons with 50 or more catches.
- Recorded five receptions for 59 yards vs. Cincinnati (1/1/06), marking his 84th consecutive game with a reception to overtake WR Stephane Paige for the longest receiving streak in Chiefs history.

2004 (CHIEFS)

- Started all 16 games and was selected to his sixth straight Pro Bowl while garnering second-team All-Pro honors from the *Associated Press*.
- Led the team with a single-season franchise record, 102 receptions for 1,258 yards and seven touchdowns.
- His 1,258 receiving yards were the second-high-



est tally ever assembled by a tight end in NFL annals, coming just 32 yards shy of Kellen Winslow's total in 1980 (1,290).

- Had six 100-yard receiving days, tying his own NFL record for tight ends and his Chiefs single-season record originally established in 2000.
- Produced a team-high eight catches for 106 yards with a 14-yard touchdown vs. Houston (9/26).
- Registered a team-high eight receptions for 125 yards with two TDs vs. Indianapolis (10/31).
- Caught his 500th career pass on a 15-yard throw from QB Trent Green in the third quarter to become the fifth tight end in NFL history with 500 career receptions.
- Caught a team-high nine passes for 123 yards with one touchdown at Tampa Bay (11/7).
- Produced a team-high seven catches for 86 yards vs. New England (11/22), bypassing WR Carlos Carson (6,360) for third place in Chiefs history in receiving yards and moving ahead of TE Steve Jordan (6,307) for fifth in NFL history for career receiving yards by a tight end.
- Produced seven catches for 76 yards at Tennessee (12/13), moving ahead of Winslow (541) for the third-highest reception total by a TE in NFL history.
- Hauled in 25 passes during the last two games for the most receptions in consecutive games in Chiefs history.
- Registered 11 catches for 124 yards with two TDs vs. Oakland (12/25) and set a Chiefs single-game record for receptions with a career-high 14 catches for 144 yards at San Diego (1/2/05).

2003 (CHIEFS)

- Started 16 games at tight end and was selected to his fifth straight Pro Bowl while being named a consensus All-Pro selection.
- Totaled 71 catches for a team-high 916 yards (12.9 avg.) with 10 touchdowns.
- His 916 receiving yards led all NFL tight ends and he ranked first among NFL tight ends with 71 receptions.
- Joined RB Priest Holmes, WR Eddie Kennison and





WR Johnnie Morton to form the first foursome in Chiefs history with 50+ receptions and 600+ receiving yards.

- Recorded career catch number 400 on a four-yard reception from QB Trent Green in the fourth quarter vs. Pittsburgh (9/14), becoming the third player in team history to reach that plateau.
- Recorded four receptions for 121 yards with one touchdown at Green Bay (10/12). Caught his 411th career pass to move ahead of WR Otis Taylor (410) into second place in Chiefs history on a 26-yard touchdown reception from Green in the first quarter.
- Recorded his 417th career catch to bypass WR Henry Marshall (416) as the Chiefs all-time receiver on a 24-yard pass from Green in the third quarter at Oakland (10/20).

2002 (CHIEFS)


- Started all 16 games at tight end for the third consecutive season and was selected to his fourth-straight Pro Bowl.
- Recorded 63 catches for 773 yards (12.3 avg.) with seven touchdowns.
- His seven TD catches tied for the most by a tight end in the NFL in 2002.
- Caught seven passes for 140 yards with a career-high three touchdowns vs. Miami (9/29) to become the first player in Chiefs annals to collect three touchdown catches in a game since WR Sylvester Morris did it vs. San Diego (9/17/00).



- Bypassed Chris Burford (391) for third place on the Chiefs career receiving chart with a four-yard reception in the third quarter vs. San Diego (12/22).

2001 (CHIEFS)

- Started all 16 games, leading the team with 73 receptions for 917 yards (12.6 avg.) and six touchdowns.
- Selected as a starter in his third consecutive Pro Bowl, although he did not play in the game due to a knee injury.
- Was a consensus All-Pro and All-AFC pick for the third consecutive year.
- Became the first player since fullback Kimble



Anders ('94-96) to lead the team in receiving for three consecutive seasons.

- His 73 catches tied Baltimore's Shannon Sharpe for the NFL lead among tight ends, while his 917 receiving yards led all players at his position.
- Grabbed a team-high five passes for 81 yards vs. Oakland (9/9), bypassing Fred Arbanas (3,101) for the most receiving yards by a TE in Chiefs history on a 15-yard reception in the fourth quarter.
- Caught a season-best eight passes for 129 yards at Denver (10/7), one of just four 100-yard games by an NFL tight end in 2001.
- Completed his first NFL pass for 40 yards to fellow tight end Mikhael Ricks to set up a touchdown at San Diego (11/4). With a 14-yard catch in the third quarter he became the fastest Chief to reach the 300-catch plateau.

- Tied a season-high with eight receptions for 78 yards with two touchdowns at Jacksonville (12/30).

2000 (CHIEFS)

- Started 16 games, catching 93 passes for 1,203 yards (12.9 avg.) and nine touchdowns.
- Earned a second-straight Pro Bowl berth and was a consensus All-Pro and All-AFC selection.
- Also garnered a spot on the Phil Simms All-Iron Team.
- The 93 catches were the fourth-highest total by a tight end in NFL history, while his 1,203 receiving yards were the fifth-highest single-season total in league annals by a player at his position.
- Led all NFL tight ends in receptions, yards and touchdowns.
- Gonzalez and Derrick Alexander became the first duo in team history to each have four or more 100-yard outings in a single year.
- Produced 10 receptions for 127 yards with a 15-yard touchdown at Denver (9/24), his first 10-catch game and his initial 100-yard outing.



- Grabbed five passes for 117 yards with a nine-yard touchdown vs. St. Louis (10/22). It was his fourth straight game with a touchdown, just one game



shy of the team record of five shared by Burford ('62) and Taylor ('66).

- Became the first tight end in NFL history to record four consecutive 100-yard receiving games when he caught nine passes for 134 yards at Oakland (11/5).
- Set a career-high for receiving yards with a 11-catch, 147-yard outburst which included a four-yard touchdown in a Monday Night Football contest at New England (12/4). Set a NFL record for tight ends and tied a club mark with his sixth 100-yard game of the season.
- Surpassed Carson's club record of 80 receptions (83) with a 14-yard catch vs. Carolina (12/10). Finished the day with 10 catches for 96 yards and a six-yard touchdown, becoming the only player in franchise annals to produce double-digit receptions in back-to-back games.

1999 (CHIEFS)

- Started 15 games at tight end, leading the team with 76 catches for 849 yards (11.2 avg.) and 11 touchdowns.
- Became the first Chiefs tight end to make a Pro Bowl appearance and was also a consensus first-team All-Pro selection.
- Was the first Kansas City tight end to lead the club in catches since Walter White had 48 in '77. Among AFC pass catchers, only WR Marvin Harrison (12) had more touchdowns than Gonzalez (11), the most ever assembled by a Kansas City tight end. Those 11 touchdowns tied as the second-highest total in team history.
- Registered a season-high 93 yards and two touchdowns vs. Pittsburgh (12/18).
- Posted a season-high nine catches for 86 yards at Seattle (12/26).

1998 (CHIEFS)

- Started all 16 contests, ranking second on the club with 59 catches for 621 yards (10.5 avg.) and two touchdowns.
- Hauled in three passes for 47 yards, including a 31-yard snag in his first career start vs. Oakland (9/6).
- Had a season-high seven receptions for 67 yards at Jacksonville (9/13).
- Caught five passes for a season-high 76 yards

at Oakland (12/26), including a 20-yard touchdown.

1997 (CHIEFS)

- Played in all 16 games, collecting 33 catches for 368 yards (11.2 avg.) and two touchdowns, in addition to a blocked punt on special teams.
- Made a diving 21-yard touchdown grab for his inaugural NFL score at Miami (10/5).
- Caught three passes for 26 yards with a 12-yard touchdown grab in the third quarter of Kansas City's AFC Divisional Playoff appearance vs. Denver (1/4/98).

COLLEGE

- Played in 33 games in three seasons at California, catching 89 passes for 1,302 yards (14.6 avg.) with eight touchdowns.
- Also saw action in 82 career contests (16 starts) as a member of the Cal basketball squad, averaging 6.4 points and 4.3 rebounds per game.
- Flourished under the offense of then-Cal head coach Steve Mariucci as a junior in '96, playing in 12 games, catching 46 receptions for 699 yards (15.9 avg.) and five TDs, earning first-team All-America accolades.
- On the basketball court, he helped lead Cal to the "Sweet 16" of the NCAA Tournament, playing in 28 games (six starts), averaging 6.8 points and 4.5 rebounds per game.

PERSONAL

- Lettered in both football and basketball at Huntington Beach High School in Huntington Beach, California.
- Caught 62 passes for 945 yards and 13 touchdowns as a senior, earning first-team All-America selection as a tight end and a linebacker.
- Orange County & Sunset League MVP in basketball as he averaged 26.0 ppg. and shot 65 percent from the field (234 of 365) in his final year.
- Was named the Co-Orange County High School Athlete of the Year along with Tiger Woods.
- Inducted into the Boys & Girls Club National Hall of Fame in Boston in May of 2006.
- Was named the "2004 NFL Good Guy" by *The Sporting News* for his charitable efforts.

- Authored a book for adolescents in 2005 titled



Catch & Connect, giving practical advice on growing up based on Tony's experiences.

- Formed the "Tony Gonzalez Foundation" in '98, which supports the Shadow Buddies program, as well as the Boys & Girls Clubs. Shadow Buddies are smiling dolls given to ill individuals, particularly children and the elderly.

- Developed the "Elite 88" program based on his touchdown catches to benefit the Shadow Buddies program in 2003.

- Introduced his "Books and Buddies" program in 2003, to help bridge the gap between teenagers and senior citizens. This program received the Presidential Volunteer Award in 2004.

- In recognition of his Hispanic heritage, paired with the Shadow Buddies Foundation to serve a holiday meal for 156 families from El Centro, Inc., a social service agency serving families in predominantly Hispanic neighborhoods in the Kansas City area. Each family received a \$75 Price

Chopper gift certificate and every child received a new toy. El Centro received new classroom materials and toys. Upgrades to the school included fresh paint, a new clothes dryer, as well as a full cleaning of the floors and windows.

- Named to Ingram's prestigious "40 Under 40" list, which annually honors Kansas City's most influential and accomplished leaders under 40 years of age, becoming the youngest individual ever named to that list.

- Named the 2000 Boys and Girls Clubs of Greater Kansas City "Role Model of the Year" as selected by the children.

- A communications major.

- Full name: Anthony Gonzalez.

- Gonzalez and his wife, Tobie, have one daughter, Malia (1). Gonzalez also has a son, Nikko (7).

GONZALEZ'S CAREER STATISTICS

YEAR	GP/GS	RECEIVING					RUSHING				
		REC	YDS	AVG	LG	TD	ATT	YDS	AVG	LG	TD
1997 KC	16/0	33	368	11.2	30	2	0	0	0.0	0	0
1998 KC	16/16	59	621	10.5	32	2	0	0	0.0	0	0
1999 KC	15/15	76	849	11.2	73	11	0	0	0.0	0	0
2000 KC	16/16	93	1,203	12.9	39	9	0	0	0.0	0	0
2001 KC	16/16	73	917	12.8	36	6	1	9	9.0	9	0
2002 KC	16/16	63	773	12.3	42t	7	0	0	0.0	0	0
2003 KC	16/16	71	916	12.9	67	10	0	0	0.0	0	0
2004 KC	16/16	102	1,258	12.3	32	7	1	5	5.0	5	0
2005 KC	16/16	78	905	11.6	39	2	0	0	0.0	0	0
2006 KC	15/15	73	900	12.3	57	5	0	0	0.0	0	0
2007 KC	16/16	99	1,172	11.8	31	5	0	0	0.0	0	0
2008 KC	16/16	96	1,058	11.0	35	10	0	0	0.0	0	0
TOTALS	190/174	916	10,940	11.9	73	76	2	14	7.0	9	0

GONZALEZ'S CAREER POSTSEASON STATISTICS

YEAR	GP/GS	RECEIVING					RUSHING				
		REC	YDS	AVG	LG	TD	ATT	YDS	AVG	LG	TD
1997 KC	1/0	3	26	8.7	12	1	0	0	0.0	0	0
2003 KC	1/1	4	55	13.8	22	0	0	0	0.0	0	0
2006 KC	1/1	4	25	6.3	9	1	0	0	0.0	0	0
TOTALS	3/2	11	106	9.6	22	2	0	0	0.0	0	0



- Additional Statistics: Blocked a punt that he returned nine yards vs. San Francisco (11/30/97). Recovered an onside kick for no yards at Philadelphia (9/27/98). Has caught two two-point conversions - one from Elvis Grbac at St. Louis (10/26/97) and one from Trent Green vs. Pittsburgh (10/14/01). Completed a 40-yard pass to Mikhael Ricks at San Diego (11/4/01). Has two rushes for 14 yards - one for nine yards at Jacksonville (12/30/01) and one for five yards at San Diego (1/2/05).

GONZALEZ'S BEST GAMES

RECEPTIONS	YARDS	LONG	TOUCHDOWNS
14 @ SD (1/2/05)	147 @ NE (12/4/00)	73t @ Oak (11/28/99)	3 vs. Mia (9/29/02)
11, Two Times	144 @ SD (1/2/05)	67 @ GB (10/12/03)	2, 13 Times
Last vs. Oak (12/25/04)	140, Two Times	57 vs. SD (10/22/06)	Last @ SD (11/9/08)
Last vs. SD (12/2/07)			

2008:

- AFC-NFC Pro Bowl
- Associated Press first-team All-Pro
- Derrick Thomas Award as the Chiefs Most Valuable Player

2007:

- AFC-NFC Pro Bowl
- Associated Press second-team All-Pro

2006:

- AFC-NFC Pro Bowl
- Associated Press second-team All-Pro

2005:

- AFC-NFC Pro Bowl

2004:

- AFC-NFC Pro Bowl
- Associated Press second-team All-Pro

2003:

- AFC-NFC Pro Bowl
- Associated Press first-team All-Pro

2002:

- AFC-NFC Pro Bowl

2001:

- AFC-NFC Pro Bowl
- Associated Press first-team All-Pro

2000:

- AFC-NFC Pro Bowl
- Associated Press first-team All-Pro

1999:

- AFC-NFC Pro Bowl
- Associated Press first-team All-Pro

1997:

- Mack Lee Hill Award: Chiefs Rookie of the Year Award

HONORS

2008 GAME-BY-GAME												
		RECEIVING					RUSHING					
DATE	OPP	REC	YDS	AVG	LG	TD	RSH	YDS	AVG	LG	TD	
9/7	@ NE	6	55	9.2	20	0	0	0	0.0	0	0	
9/14	OAK	5	39	7.8	12	1	0	0	0.0	0	0	
9/21	@ ATL	4	35	8.8	12	0	0	0	0.0	0	0	
9/28	DEN	3	47	15.7	23	1	0	0	0.0	0	0	
10/5	@ CAR	3	17	5.7	8	0	0	0	0.0	0	0	
10/19	TEN	6	97	16.2	28	0	0	0	0.0	0	0	
10/26	@ NYJ	6	79	13.2	21	1	0	0	0.0	0	0	
11/2	TB	7	62	8.9	16	0	0	0	0.0	0	0	
11/9	@ SD	10	113	11.3	34t	2	0	0	0.0	0	0	
11/16	NO	5	39	7.8	11	0	0	0	0.0	0	0	
11/23	BUF	10	113	11.3	35	1	0	0	0.0	0	0	
11/30	@ OAK	8	110	13.8	23	0	0	0	0.0	0	0	
12/7	@ DEN	5	73	14.6	24	1	0	0	0.0	0	0	
12/14	SD	6	62	10.3	16	1	0	0	0.0	0	0	
12/21	MIA	7	64	9.1	15	1	0	0	0.0	0	0	
12/28	@ CIN	5	53	10.6	15	1	0	0	0.0	0	0	
TOTALS		96	1,058	11.0	35	10	0	0	0.0	0	0	

2007 GAME-BY-GAME												
		RECEIVING					RUSHING					
DATE	OPP	REC	YDS	AVG	LG	TD	RSH	YDS	AVG	LG	TD	
9/9	@ HOU	5	28	5.6	9	0	0	0	0.0	0	0	
9/16	@ CHI	4	43	10.8	26	0	0	0	0.0	0	0	
9/23	MIN	7	96	13.7	25	0	0	0	0.0	0	0	
9/30	@ SD	5	71	14.2	22t	1	0	0	0.0	0	0	
10/7	JAX	8	100	12.5	22	0	0	0	0.0	0	0	
10/14	CIN	9	102	11.3	26t	2	0	0	0.0	0	0	
10/21	@ OAK	4	66	16.5	20	0	0	0	0.0	0	0	
11/4	GB	10	109	10.9	25	1	0	0	0.0	0	0	
11/11	DEN	3	29	9.7	10	0	0	0	0.0	0	0	
11/18	@ IND	4	46	11.5	18	0	0	0	0.0	0	0	
11/25	OAK	3	48	16.0	22	0	0	0	0.0	0	0	
12/2	SD	10	140	14.0	31	0	0	0	0.0	0	0	
12/9	@ DEN	7	76	10.9	15t	1	0	0	0.0	0	0	
12/16	TEN	3	17	5.7	6	0	0	0	0.0	0	0	
12/23	@ DET	10	137	13.7	29	0	0	0	0.0	0	0	
12/30	@ NYJ	7	64	9.1	17	0	0	0	0.0	0	0	
TOTALS		99	1,172	11.8	31	5	0	0	0.0	0	0	



2006 GAME-BY-GAME												
DATE	OPP	RECEIVING					RUSHING					
		REC	YDS	AVG	LG	TD	RSH	YDS	AVG	LG	TD	
9/10	CIN	10	81	8.1	21	1	0	0	0.0	0	0	
9/17	@ DEN	2	7	3.5	7	0	0	0	0.0	0	0	
10/1	SF	5	59	11.8	16	0	0	0	0.0	0	0	
10/8	@ ARZ	1	25	25.0	25	0	0	0	0.0	0	0	
10/15	@ PIT	3	15	5.0	8	0	0	0	0.0	0	0	
10/22	SD	6	138	23.0	57	0	0	0	0.0	0	0	
10/29	SEA	6	116	19.3	37	0	0	0	0.0	0	0	
11/5	@ STL	5	63	12.6	25	2	0	0	0.0	0	0	
11/12	@ MIA	6	84	14.0	29	0	0	0	0.0	0	0	
11/19	OAK	INACTIVE										
11/23	DEN	4	35	8.8	10	0	0	0	0.0	0	0	
12/3	@ CLE	9	105	11.7	23	2	0	0	0.0	0	0	
12/10	BAL	3	31	10.3	18	0	0	0	0.0	0	0	
12/17	@ SD	6	53	8.8	19	0	0	0	0.0	0	0	
12/23	@ OAK	5	67	13.4	19	0	0	0	0.0	0	0	
12/30	JAX	2	21	10.5	16	0	0	0	0.0	0	0	
TOTALS		73	900	12.3	57	5	0	0	0.0	0	0	

2006 POSTSEASON												
DATE	OPP	RECEIVING					RUSHING					
		REC	YDS	AVG	LG	TD	RSH	YDS	AVG	LG	TD	
1/6	@ IND	4	25	6.3	9	1	0	0	0.0	0	0	
TOTALS		4	25	6.3	9	1	0	0	0.0	0	0	

2005 GAME-BY-GAME												
DATE	OPP	RECEIVING					RUSHING					
		REC	YDS	AVG	LG	TD	RSH	YDS	AVG	LG	TD	
9/11	NYJ	4	51	12.8	17	0	0	0	0.0	0	0	
9/18	@ OAK	5	44	8.8	13	0	0	0	0.0	0	0	
9/26	@ DEN	5	29	5.8	7	0	0	0	0.0	0	0	
10/2	PHI	2	5	2.5	4	0	0	0	0.0	0	0	
10/16	WAS	2	13	6.5	11	0	0	0	0.0	0	0	
10/21	@ MIA	7	67	9.6	18	0	0	0	0.0	0	0	
10/30	@ SD	7	97	13.9	36	1	0	0	0.0	0	0	
11/6	OAK	5	70	14.0	33	0	0	0	0.0	0	0	
11/13	@ BUF	8	81	10.1	19	0	0	0	0.0	0	0	
11/20	@ HOU	9	98	10.9	24	0	0	0	0.0	0	0	
11/27	NE	4	63	15.8	21	0	0	0	0.0	0	0	
12/4	DEN	1	25	25.0	25	1	0	0	0.0	0	0	
12/11	@ DAL	5	94	18.8	39	0	0	0	0.0	0	0	
12/17	@ NYG	4	51	12.8	25	0	0	0	0.0	0	0	
12/24	SD	5	58	11.6	19	0	0	0	0.0	0	0	
1/1	CIN	5	59	11.8	27	0	0	0	0.0	0	0	
TOTALS		78	905	11.6	39	2	0	0	0.0	0	0	

2004 GAME-BY-GAME												
DATE	OPP	RECEIVING					RUSHING					
		REC	YDS	AVG	LG	TD	RSH	YDS	AVG	LG	TD	
9/12	@ DEN	2	17	8.5	14	0	0	0	0.0	0	0	
9/19	CAR	4	63	15.8	22	0	0	0	0.0	0	0	
9/26	HOU	8	106	13.3	25	1	0	0	0.0	0	0	
10/4	@ BAL	4	42	10.5	18	0	0	0	0.0	0	0	
10/17	@ JAX	6	81	13.5	24	1	0	0	0.0	0	0	
10/24	ATL	2	19	9.5	12	0	0	0	0.0	0	0	
10/31	IND	8	125	15.6	32	2	0	0	0.0	0	0	
11/7	@ TB	9	123	13.7	29	1	0	0	0.0	0	0	
11/14	@ NO	6	71	11.8	29	0	0	0	0.0	0	0	
11/22	NE	7	86	12.3	22	0	0	0	0.0	0	0	
11/28	SD	8	105	13.1	27	0	0	0	0.0	0	0	
12/5	@ OAK	3	32	10.7	16	0	0	0	0.0	0	0	
12/13	@ TEN	7	76	10.9	27	0	0	0	0.0	0	0	
12/19	DEN	3	44	14.7	21	0	0	0	0.0	0	0	
12/25	OAK	11	124	11.3	26	2	0	0	0.0	0	0	
1/2	@ SD	14	144	10.3	32	0	1	5	5.0	5	0	
TOTALS		102	1,258	12.3	32	7	1	5	5.0	5	0	

2003 GAME-BY-GAME												
DATE	OPP	RECEIVING					RUSHING					
		REC	YDS	AVG	LG	TD	RSH	YDS	AVG	LG	TD	
9/7	SD	2	18	9.0	9	0	0	0	0.0	0	0	
9/14	PIT	2	8	4.0	4	0	0	0	0.0	0	0	
9/21	@ HOU	3	52	17.3	22	0	0	0	0.0	0	0	
9/28	@ BAL	3	13	4.3	8	1	0	0	0.0	0	0	
10/5	DEN	3	47	15.7	22	1	0	0	0.0	0	0	
10/12	@ GB	4	121	30.3	67	1	0	0	0.0	0	0	
10/20	@ OAK	3	87	29.0	40	0	0	0	0.0	0	0	
10/26	BUF	6	65	10.8	26	1	0	0	0.0	0	0	
11/9	CLE	7	70	10.0	14	1	0	0	0.0	0	0	
11/16	@ CIN	7	86	12.3	15	1	0	0	0.0	0	0	
11/23	OAK	4	36	9.0	16	0	0	0	0.0	0	0	
11/30	@ SD	4	28	7.0	16	2	0	0	0.0	0	0	
12/7	@ DEN	6	73	12.2	31	0	0	0	0.0	0	0	
12/14	DET	6	93	15.5	32	2	0	0	0.0	0	0	
12/20	@ MIN	5	65	13.0	27	0	0	0	0.0	0	0	
12/28	CHI	6	54	9.0	17	0	0	0	0.0	0	0	
TOTALS		71	916	12.9	67	10	0	0	0.0	0	0	

2003 POSTSEASON												
DATE	OPP	RECEIVING					RUSHING					
		REC	YDS	AVG	LG	TD	RSH	YDS	AVG	LG	TD	
1/11	IND	4	55	13.8	22	0	0	0	0.0	0	0	
TOTALS		4	55	13.8	22	0	0	0	0.0	0	0	

2002 GAME-BY-GAME												
DATE	OPP	RECEIVING					RUSHING					
		REC	YDS	AVG	LG	TD	RSH	YDS	AVG	LG	TD	
9/8	@ CLE	5	87	17.4	30	1	0	0	0.0	0	0	
9/15	JAX	3	34	11.3	17	1	0	0	0.0	0	0	
9/22	@ NE	1	17	17.0	17	0	0	0	0.0	0	0	
9/29	MIA	7	140	20.0	42	3	0	0	0.0	0	0	
10/6	@ NYJ	4	25	6.3	11	0	0	0	0.0	0	0	
10/13	@ SD	2	11	5.5	8	1	0	0	0.0	0	0	
10/20	DEN	5	58	11.6	23	0	0	0	0.0	0	0	
10/27	OAK	6	57	9.5	24	0	0	0	0.0	0	0	
11/10	@ SF	1	6	6.0	6	0	0	0	0.0	0	0	
11/17	BUF	2	17	8.5	15	0	0	0	0.0	0	0	
11/24	@ SEA	4	51	12.8	17	0	0	0	0.0	0	0	
12/1	ARZ	4	74	18.5	29	1	0	0	0.0	0	0	
12/8	STL	5	38	7.6	16	0	0	0	0.0	0	0	
12/15	@ DEN	4	58	14.5	25	0	0	0	0.0	0	0	
12/22	SD	6	65	10.8	32	0	0	0	0.0	0	0	
12/28	@ OAK	4	35	8.8	16	0	0	0	0.0	0	0	
TOTALS		63	773	12.3	42	7	0	0	0.0	0	0	

2001 GAME-BY-GAME												
DATE	OPP	RECEIVING					RUSHING					
		REC	YDS	AVG	LG	TD	RSH	YDS	AVG	LG	TD	
9/9	OAK	5	81	16.2	23	0	0	0	0.0	0	0	
9/23	NYG	5	43	8.6	16	0	0	0	0.0	0	0	
9/30	@ WAS	5	88	17.6	35	1	0	0	0.0	0	0	
10/7	@ DEN	8	129	16.1	35	0	0	0	0.0	0	0	
10/14	PIT	5	46	9.2	11	0	0	0	0.0	0	0	
10/21	@ ARZ	4	58	14.5	25	0	0	0	0.0	0	0	
10/25	IND	3	75	25.0	35	1	0	0	0.0	0	0	
11/4	@ SD	4	42	10.5	14	0	0	0	0.0	0	0	
11/11	@ NYJ	5	43	8.6	13	1	0	0	0.0	0	0	
11/25	SEA	6	71	11.8	26	0	0	0	0.0	0	0	
11/29	PHI	4	28	7.0	14	0	0	0	0.0	0	0	
12/9	@ OAK	4	51	12.8	24	1	0	0	0.0	0	0	
12/16	DEN	3	53	17.7	36	0	0	0	0.0	0	0	
12/23	SD	2	22	11.0	16	0	0	0	0.0	0	0	
12/30	@ JAX	8	78	9.8	14	2	1	9	9.0	9	0	
1/6	@ SEA	2	9	4.5	9	0	0	0	0.0	0	0	
TOTALS		73	917	12.8	36	6	1	9	9.0	9	0	



2000 GAME-BY-GAME												
DATE	OPP	RECEIVING				RUSHING				RSH	YDS	AVG
		REC	YDS	AVG	LG TD	YDS	AVG	LG	TD			
9/3	IND	2	34	17.0	26	0	0	0	0	0	0	0
9/10	@ TEN	2	16	8.0	9	0	0	0	0	0	0	0
9/17	SD	4	43	10.8	33	0	0	0	0	0	0	0
9/24	@ DEN	10	127	12.7	17	1	0	0	0	0	0	0
10/2	SEA	3	34	11.3	15t	1	0	0	0	0	0	0
10/15	OAK	7	100	14.3	22	1	0	0	0	0	0	0
10/22	STL	5	117	23.4	39	1	0	0	0	0	0	0
10/29	@ SEA	8	101	12.6	22	0	0	0	0	0	0	0
11/5	@ OAK	9	134	14.9	29	0	0	0	0	0	0	0
11/12	@ SF	4	46	11.5	13	0	0	0	0	0	0	0
11/19	BUF	9	76	8.4	13t	2	0	0	0	0	0	0
11/26	@ SD	0	0	0.0	0	0	0	0	0	0	0	0
12/4	@ NE	11	147	13.4	29	1	0	0	0	0	0	0
12/10	CAR	10	96	9.6	14	1	0	0	0	0	0	0
12/17	DEN	4	46	11.5	17	0	0	0	0	0	0	0
12/24	@ ATL	5	86	17.2	23	1	0	0	0	0	0	0
TOTALS		93	1,203	12.9	39	9	0	0	0.0	0	0	0

1998 GAME-BY-GAME												
DATE	OPP	RECEIVING				RUSHING				RSH	YDS	AVG
		REC	YDS	AVG	LG TD	YDS	AVG	LG	TD			
9/6	OAK	3	47	15.7	31	0	0	0	0	0	0	0
9/13	@ JAX	7	67	9.6	16	0	0	0	0	0	0	0
9/20	SD	3	24	8.0	11	0	0	0	0	0	0	0
9/27	@ PHI	3	31	10.3	15	0	0	0	0	0	0	0
10/4	SEA	3	18	6.0	11	0	0	0	0	0	0	0
10/11	@ NE	2	25	12.5	16	0	0	0	0	0	0	0
10/26	PIT	3	49	16.3	31	0	0	0	0	0	0	0
11/1	NYJ	4	18	4.5	6	0	0	0	0	0	0	0
11/8	@ SEA	2	10	5.0	7	0	0	0	0	0	0	0
11/16	DEN	4	35	8.8	16	0	0	0	0	0	0	0
11/22	@ SD	1	32	32.0	32	0	0	0	0	0	0	0
11/29	ARZ	4	32	8.0	19	0	0	0	0	0	0	0
12/6	@ DEN	4	24	6.0	11	0	0	0	0	0	0	0
12/13	DAL	5	65	13.0	18	0	0	0	0	0	0	0
12/20	@ NYG	6	68	11.3	19	1	0	0	0	0	0	0
12/26	@ OAK	5	76	15.2	24	1	0	0	0	0	0	0
TOTALS		59	621	10.5	32	2	0	0	0.0	0	0	0

1999 GAME-BY-GAME												
		RECEIVING					RUSHING					
DATE	OPP	REC	YDS	AVG	LG	TD	RSH	YDS	AVG	LG	TD	
9/12	@ CHI	INACTIVE										
9/19	DEN	2	27	13.5	20	0	0	0	0.0	0	0	
9/26	DET	7	72	10.3	15	1	0	0	0.0	0	0	
10/3	@ SD	7	68	9.7	14	1	0	0	0.0	0	0	
10/10	NE	3	40	13.3	21	0	0	0	0.0	0	0	
10/21	@ BAL	4	54	13.5	22t	2	0	0	0.0	0	0	
10/31	SD	1	4	4.0	4	0	0	0	0.0	0	0	
11/7	@ IND	3	37	12.3	15	0	0	0	0.0	0	0	
11/14	@ TB	6	62	10.3	22	0	0	0	0.0	0	0	
11/21	SEA	8	62	7.8	15	0	0	0	0.0	0	0	
11/28	@ OAK	3	90	30.0	73t	1	0	0	0.0	0	0	
12/5	@ DEN	5	35	7.0	15	1	0	0	0.0	0	0	
12/12	MIN	6	63	10.5	13	2	0	0	0.0	0	0	
12/18	PIT	6	93	15.5	23	2	0	0	0.0	0	0	
12/26	@ SEA	9	86	9.6	19	0	0	0	0.0	0	0	
1/2	OAK	6	56	9.3	19	1	0	0	0.0	0	0	
TOTALS		76	849	11.2	73	11	0	0	0.0	0	0	

1997 GAME-BY-GAME												
DATE	OPP	RECEIVING				RUSHING				RSH	YDS	AVG
		REC	YDS	AVG	LG TD	YDS	AVG	LG	TD			
8/31	@ DEN	1	22	22.0	22	0	0	0	0	0	0	0
9/8	@ OAK	2	23	11.5	14	0	0	0	0	0	0	0
9/14	BUF	3	34	11.3	19	0	0	0	0	0	0	0
9/21	@ CAR	0	0	0.0	0	0	0	0	0	0	0	0
9/28	SEA	1	10	10.0	10	0	0	0	0	0	0	0
10/5	@ MIA	1	21	21.0	21t	1	0	0	0	0	0	0
10/16	SD	0	0	0.0	0	0	0	0	0	0	0	0
10/26	@ STL	4	53	13.3	20	0	0	0	0	0	0	0
11/3	PIT	4	56	14.0	30	0	0	0	0	0	0	0
11/9	@ JAX	7	69	9.9	17	0	0	0	0	0	0	0
11/16	DEN	0	0	0.0	0	0	0	0	0	0	0	0
11/23	@ SEA	4	37	9.3	16	0	0	0	0	0	0	0
11/30	SF	2	19	9.5	17	1	0	0	0	0	0	0
12/7	OAK	0	0	0.0	0	0	0	0	0	0	0	0
12/15	@ SD	3	15	5.0	7	0	0	0	0	0	0	0
12/22	NO	1	9	9.0	9	0	0	0	0	0	0	0
TOTALS		33	368	11.2	30	2	0	0	0.0	0	0	0

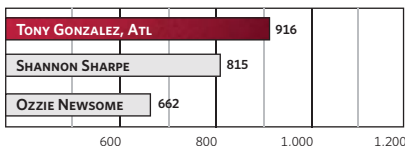
WHERE TONY GONZALEZ RANKS AMONG TIGHT ENDS IN NFL HISTORY

RECEPTIONS

(NFL leaders among tight ends)

TONY GONZALEZ

OTHER NFL




RECEIVING YARDS

(NFL leaders among tight ends)

TONY GONZALEZ

OTHER NFL




TOUCHDOWN RECEPTIONS

(NFL leaders among tight ends)

TONY GONZALEZ

OTHER NFL





20

CB

BRENT GRIMES

HT: 5' 10"	WT: 181	NFL EXP: 2	ACQ: FA - '07	2 ND YEAR WITH FALCONS
BIRTHDATE: 7/19/83		COLLEGE: SHIPPENSBURG UNIVERSITY		

TRANSACTIONS

- Originally signed as a rookie free agent by the Atlanta Falcons on May 16, 2006.
- Re-signed by the Falcons on January 10, 2007 and was allocated to the Amsterdam Admirals of NFL Europa.
- Signed to the Falcons practice squad following training camp. Was activated to the 53-man roster on October 29, but was waived and signed back to the practice squad on November 6.
- Elevated to Atlanta's 53-man roster on December 17, 2007.

2008 (FALCONS)

- Saw action in 12 games, starting in six and contributed with 36 tackles (29 solo), six passes defended and his first career interception.
- Started his first NFL game at left cornerback vs. Detroit (9/7) and posted six tackles.
- Tallied four tackles, two passes defended and his first career interception vs. Kansas City (9/21).
- Logged a season-high 11 tackles and one pass defended at Carolina (9/28).

2007 (FALCONS)

- Spent the majority of the season on the Falcons practice squad before competing in the final two games of the season.
- Led the team in tackles with 11 in his NFL debut at Arizona (12/23).

COLLEGE

- Played in 43 games for the Shippensburg Red Raiders and amassed 140 tackles in addition to setting school records with 38 career passes.
- Holds the Shippensburg all-time mark with 82 punt returns for 1,126 yards and ranks fourth all-time in school annals with 1,183 yards on 45 kick-off returns with three returns for touchdowns.
- Earned first-team All-America honors as a junior and senior in addition to being named to the second-team as a sophomore.

PERSONAL

- A standout defensive back and running back at Northeast High School in Philadelphia, Pa.
- Born Brent Omar Grimes on July 19, 1983 in Philadelphia, Pa.

GRIMES' CAREER DEFENSIVE STATISTICS

YEAR	GP/GS	TK	SO	AST	SK	YDS	INT	YDS	LG	TD	PD	FF	FR	YDS	TD
2007 ATL	2/0	11	10	1	0.0	0.0	0	0	0	0	0	0	0	0	0
2008 ATL	12/6	36	29	7	0.0	0.0	1	25	25	0	6	0	0	0	0
TOTAL	14/6	47	39	8	0.0	0.0	1	25	25	0	6	0	0	0	0

GRIMES' CAREER POSTSEASON STATISTICS

YEAR	GP/GS	TK	SO	AST	SK	YDS	INT	YDS	LG	TD	PD	FF	FR	YDS	TD
2008 ATL	1/0	0	0	0	0.0	0.0	0	0	0	0	0	0	0	0	0
TOTAL	1/0	0	0	0	0.0	0.0	0	0	0	0	0	0	0	0	0



GRIMES' BEST GAMES

TACKLES	SACKS	FORCED FUMBLES	INTERCEPTIONS
11, Two Times	None	None	1 vs. KC (9/21/08)
Last @ Car (9/28/08)			

- Additional Statistics: One special teams tackle in 2007, three special teams stops in 2008.

2008 GAME-BY-GAME										
DATE	OPP	TK	SO	SK	YDS	INT	YDS	FF	FR	PD
9/7	DET	6	6	0.0	0.0	0	0	0	0	0
9/14	@ TB	3	2	0.0	0.0	0	0	0	0	1
9/21	KC	4	2	0.0	0.0	1	25	0	0	2
9/28	@ CAR	11	9	0.0	0.0	0	0	0	0	1
10/5	@ GB	6	5	0.0	0.0	0	0	0	0	0
10/12	CHI	5	5	0.0	0.0	0	0	0	0	2
10/26	@ PHI	0	0	0.0	0.0	0	0	0	0	0
11/2	@ OAK	0	0	0.0	0.0	0	0	0	0	0
11/9	NO	0	0	0.0	0.0	0	0	0	0	0
11/16	DEN	INACTIVE								
11/23	CAR	1	0	0.0	0.0	0	0	0	0	0
11/30	@ SD	INACTIVE								
12/7	@ NO	INACTIVE								
12/14	TB	INACTIVE								
12/21	@ MIN	0	0	0.0	0.0	0	0	0	0	0
12/28	STL	0	0	0.0	0.0	0	0	0	0	0
TOTALS		36	29	0.0	0.0	1	25	0	0	6

2008 POSTSEASON										
DATE	OPP	TK	SO	SK	YDS	INT	YDS	FF	FR	PD
1/3	@ ARZ	0	0	0.0	0.0	0	0	0	0	0
TOTALS		0	0	0.0	0.0	0	0	0	0	0

2007 GAME-BY-GAME										
DATE	OPP	TK	SO	SK	YDS	INT	YDS	FF	FR	PD
9/9	@ MIN	PRACTICE SQUAD								
9/16	@ JAX	PRACTICE SQUAD								
9/23	CAR	PRACTICE SQUAD								
9/30	HOU	PRACTICE SQUAD								
10/7	@ TEN	PRACTICE SQUAD								
10/15	NYG	PRACTICE SQUAD								
10/21	@ NO	PRACTICE SQUAD								
11/4	SF	PRACTICE SQUAD								
11/11	@ CAR	PRACTICE SQUAD								
11/18	TB	PRACTICE SQUAD								
11/22	IND	PRACTICE SQUAD								
12/2	@ STL	PRACTICE SQUAD								
12/10	NO	PRACTICE SQUAD								
12/16	@ TB	PRACTICE SQUAD								
12/23	@ ARZ	11	10	0.0	0.0	0	0	0	0	0
12/30	SEA	0	0	0.0	0.0	0	0	0	0	0
TOTALS		11	10	0.0	0.0	0	0	0	0	0



41 s

ANTOINE HARRIS

HT: 5' 10"	WT: 202	NFL EXP: 3	ACQ: FA-'07	3 RD YEAR WITH FALCONS
BIRTHDATE: 4/8/82		COLLEGE: UNIVERSITY OF LOUISVILLE		

TRANSACTIONS

- Originally signed as a rookie free agent by the Tennessee Titans on April 28, 2005 and was released on August 29. Signed to the practice squad on November 1 where he spent the remainder of the season.
- Signed by the Titans on January 13, 2006. Released on September 2. Signed by the Titans to the practice squad on September 3, where he remained for the entire season.
- Signed by Atlanta on January 10, 2007.

2008 (FALCONS)

- Was a key member on the Falcons special teams unit having competed in 12 games.
- Placed on injured reserve on December 9, 2008.

2007 (FALCONS)

- In 13 games, totaled 10 tackles (seven solo) while adding one pass defended.
- Saw his first NFL action at cornerback and recorded one pass defended at Minnesota (9/9).
- Registered three tackles at Jacksonville (9/16).



- Registered six tackles vs. Seattle (12/31) and added one tackle on special teams.

2006 (TITANS)

- Spent the season on the Tennessee Titans practice squad.

2005 (TITANS)

- Spent the season on the Tennessee Titans practice squad.

COLLEGE

- Started 18 games for Louisville, where he tallied 79 tackles, five interceptions, 20 passes defended and one fumble recovery for his career after converting from the wide receiver position to cornerback after his sophomore season.

- Also recorded 21 catches for 315 yards with two touchdowns on offense in his career.

- Played in 12 contests with five starts at cornerback as a senior, registering 28 tackles, two INTs and 14 passes defended.


PERSONAL

- Named *Associated Press* first-team All-Ohio Division IV as a receiver at Bishop Ready High School in Columbus, Ohio.
- Began playing football as a high school junior.
- Born Antoine Glenn Harris on April 8, 1982.

HARRIS' CAREER DEFENSIVE STATISTICS

YEAR	GP/GS	TK	SO	AST	SK	YDS	INT	YDS	LG	TD	PD	FF	FR	YDS	TD
2007 ATL	13/0	10	7	3	0.0	0.0	0	0	0	0	1	0	0	0	0
2008 ATL	12/0	0	0	0	0.0	0.0	0	0	0	0	0	0	0	0	0
TOTAL	25/0	10	7	3	0.0	0.0	0	0	0	0	1	0	0	0	0

- Additional Statistics: Totaled six tackles and one forced fumble on special teams in 2007, posted two special teams tackles in 2008.



89 TE

BEN HARTSOCK

HT: 6' 4"	WT: 270	NFL EXP: 6	ACQ: FA-'08	2 ND YEAR WITH FALCONS
BIRTHDATE: 7/5/80		COLLEGE: OHIO STATE UNIVERSITY		

TRANSACTIONS

- Originally drafted by the Indianapolis Colts in the third round (68th overall) of the 2004 NFL Draft.
- Claimed off of waivers by the Tennessee Titans on October 26, 2006.
- Signed by Atlanta as a free agent on March 2, 2008.

CAREER

- A relentless blocker with ability to get open as a receiver, Hartssock has totaled 27 receptions for 273 yards (10.1 avg.) in 56 games played.

- Has paved the way for three 1,000-yard rushers, including Edgerrin James (2004 and 2005), Len-Dale White (2007) and Michael Turner (2008).

2008 (FALCONS)

- Started in 11 contests and tallied three receptions for 26 yards with a long catch of 17 yards. Blocked for running back Michael Turner who posted a career-high 1,699 rushing yards.
- Hauled in one catch for 17 yards in his Falcons debut vs. Detroit (9/7).
- Placed on injured reserve November 26 (toe).

**2007 (TITANS)**

- Set career highs with 12 receptions and 138 receiving yards.
- Registered his career long reception of 27 yards at Cincinnati (11/25) and tied the mark four weeks later against the New York Jets (12/23).
- Posted a career-high three receptions for 16 yards in an AFC Wild Card Playoff Game at San Diego (1/6).

2006 (COLTS/TITANS)

- Completed in six games with three starts with the Titans after missing the first six games as a member of the Indianapolis Colts.
- Tied his previous career-high of two receptions for a career-high 28 yards against New England (12/31).

2005 (COLTS)

- Played in seven games, posting two receptions for eight yards and contributed on special teams.

2004 (COLTS)

- As a rookie, played in all 16 games with three starts totaling four receptions for 33 yards.
- Against San Diego (12/26), tied a previous season-high of two receptions for 21 yards.

COLLEGE

- Was a three-year starter at Ohio State while playing in 51 games.
- Totaled 58 receptions for 519 yards and five touchdowns.
- Was a second-team Academic All-America selection in 2002.
- As a senior, earned first-team All-Big Ten honors while posting a career-high 33 receptions for 290 yards with two touchdowns.

PERSONAL

- Attended Unioto High School and played tight end, linebacker, running back and kicker, earning first-team All-Ohio honors as a senior.
- Posted 86 receptions for 1,562 yards and rushed for nine touchdowns in his high school career.
- Born Benjamin Richard Hartsock in Chillicothe, Ohio.
- Married to Amy. The Hartsocks have two daughters, Whitney and Lindsey.

HARTSOCK'S CAREER STATISTICS

YEAR	GP/GS	RECEIVING					RUSHING				
		REC	YDS	AVG	LG	TD	ATT	YDS	AVG	LG	TD
2004 IND	16/3	4	33	8.3	17	0	0	0	0.0	0	0
2005 IND	7/0	2	8	4.0	7	0	0	0	0.0	0	0
2006 TEN	6/3	6	68	11.3	23	0	0	0	0.0	0	0
2007 TEN	16/9	12	138	11.5	27	0	0	0	0.0	0	0
2008 ATL	11/11	3	26	8.7	17	0	0	0	0.0	0	0
TOTALS	56/26	27	273	10.1	27	0	0	0	0.0	0	0

HARTSOCK'S CAREER POSTSEASON STATISTICS

YEAR	GP/GS	RECEIVING					RUSHING				
		REC	YDS	AVG	LG	TD	ATT	YDS	AVG	LG	TD
2004 IND	2/0	0	0	0.0	0	0	0	0	0.0	0	0
2007 TEN	1/1	3	16	5.3	6	0	0	0	0.0	0	0
2008 ATL		INJURED RESERVE									
TOTALS	3/1	3	16	5.3	6	0	0	0	0.0	0	0

HARTSOCK'S BEST GAMES

RECEPTIONS	YARDS	LONG	TOUCHDOWNS
2, Seven Times	28 vs. NE (12/31/06)	27, Two Times	None
Last vs. SD (12/9/07)	27, Two Times	Last vs. NYJ (12/23/07)	
	Last vs. NYJ (12/23/07)		



2008 GAME-BY-GAME											
DATE	OPP	RECEIVING				RUSHING				LG	TD
		REC	YDS	AVG	LG	RSH	YDS	AVG	LG		
9/7	DET	1	17	17.0	17	0	0	0.0	0	0	0
9/14	@ TB	0	0	0.0	0	0	0	0.0	0	0	0
9/21	KC	0	0	0.0	0	0	0	0.0	0	0	0
9/28	@ CAR	1	7	7.0	7	0	0	0.0	0	0	0
10/5	@ GB	0	0	0.0	0	0	0	0.0	0	0	0
10/12	CHI	0	0	0.0	0	0	0	0.0	0	0	0
10/26	@ PHI	0	0	0.0	0	0	0	0.0	0	0	0
11/2	@ OAK	1	2	2.0	2	0	0	0.0	0	0	0
11/9	NO	0	0	0.0	0	0	0	0.0	0	0	0
11/16	DEN	0	0	0.0	0	0	0	0.0	0	0	0
11/23	CAR	0	0	0.0	0	0	0	0.0	0	0	0
11/30	@ SD	INJURED RESERVE									
12/7	@ NO	INJURED RESERVE									
12/14	TB	INJURED RESERVE									
12/21	@ MIN	INJURED RESERVE									
12/28	STL	INJURED RESERVE									
TOTALS		3	26	8.7	17	0	0	0.0	0	0	0

2008 POSTSEASON											
DATE	OPP	RECEIVING				RUSHING				LG	TD
		REC	YDS	AVG	LG	RSH	YDS	AVG	LG		
1/3	@ ARZ	INJURED RESERVE									
TOTALS		0	0	0.0	0	0	0	0.0	0	0	0

2007 GAME-BY-GAME											
DATE	OPP	RECEIVING				RUSHING				LG	TD
		REC	YDS	AVG	LG	RSH	YDS	AVG	LG		
9/9	@ JAX	0	0	0.0	0	0	0	0.0	0	0	0
9/16	IND	0	0	0.0	0	0	0	0.0	0	0	0
9/24	@ NO	1	2	2.0	2	0	0	0.0	0	0	0
10/7	ATL	1	7	7.0	7	0	0	0.0	0	0	0
10/14	@ TB	1	16	16.0	16	0	0	0.0	0	0	0
10/21	@ HOU	2	12	6.0	6	0	0	0.0	0	0	0
10/28	OAK	0	0	0.0	0	0	0	0.0	0	0	0
11/4	CAR	1	11	11.0	11	0	0	0.0	0	0	0
11/11	JAX	1	9	9.0	9	0	0	0.0	0	0	0
11/19	@ DEN	0	0	0.0	0	0	0	0.0	0	0	0
11/25	@ CIN	1	27	27.0	27	0	0	0.0	0	0	0
12/2	HOU	0	0	0.0	0	0	0	0.0	0	0	0
12/9	SD	2	6	3.0	5	0	0	0.0	0	0	0
12/16	@ KC	0	0	0.0	0	0	0	0.0	0	0	0
12/23	NYJ	1	27	27.0	27	0	0	0.0	0	0	0
12/30	@ IND	1	21	21.0	21	0	0	0.0	0	0	0
TOTALS		12	138	11.5	27	0	0	0.0	0	0	0

2007 POSTSEASON											
DATE	OPP	RECEIVING				RUSHING				LG	TD
		REC	YDS	AVG	LG	RSH	YDS	AVG	LG		
1/6	@ SD	3	16	5.3	6	0	0	0.0	0	0	0
TOTALS		3	16	5.3	6	0	0	0.0	0	0	0


2006 GAME-BY-GAME											
DATE	OPP	RECEIVING				RUSHING				LG	TD
		REC	YDS	AVG	LG	RSH	YDS	AVG	LG		
9/10	@ NYG	INACTIVE									
9/17	HOU	INACTIVE									
9/24	JAX	INACTIVE									
10/1	@ NYJ	INACTIVE									
10/8	TEN	INACTIVE									
10/22	WAS	INACTIVE									
10/29	HOU	INACTIVE									
11/5	@ JAC	INACTIVE									
11/12	BAL	INACTIVE									
11/19	@ PHI	INACTIVE									
11/26	NYG	0	0	0.0	0	0	0	0.0	0	0	0
12/3	IND	1	16	16.0	16	0	0	0.0	0	0	0
12/10	@ HOU	1	9	9.0	9	0	0	0.0	0	0	0
12/17	JAX	0	0	0.0	0	0	0	0.0	0	0	0
12/24	@ BUF	2	15	7.5	8	0	0	0.0	0	0	0
12/31	NE	2	28	14.0	23	0	0	0.0	0	0	0
TOTALS		6	68	11.3	23	0	0	0.0	0	0	0

2005 GAME-BY-GAME											
DATE	OPP	RECEIVING				RUSHING				LG	TD
		REC	YDS	AVG	LG	RSH	YDS	AVG	LG		
9/11	@ BAL	0	0	0.0	0	0	0	0.0	0	0	0
9/18	JAX	INACTIVE									
9/25	CLE	0	0	0.0	0	0	0	0.0	0	0	0
10/2	@ TEN	0	0	0.0	0	0	0	0.0	0	0	0
10/9	@ SF	0	0	0.0	0	0	0	0.0	0	0	0
10/17	STL	INACTIVE									
10/23	@ HOU	INACTIVE									
11/7	@ NE	0	0	0.0	0	0	0	0.0	0	0	0
11/13	HOU	INACTIVE									
11/20	@ CIN	INACTIVE									
11/28	PIT	INACTIVE									
12/4	TEN	INACTIVE									
12/11	@ JAX	INACTIVE									
12/18	SD	INACTIVE									
12/24	@ SEA	0	0	0.0	0	0	0	0.0	0	0	0
1/1	ARZ	2	8	4.0	7	0	0	0.0	0	0	0
TOTALS		2	8	4.0	7	0	0	0.0	0	0	0

2004 GAME-BY-GAME											
DATE	OPP	RECEIVING				RUSHING				LG	TD
		REC	YDS	AVG	LG	RSH	YDS	AVG	LG		
9/9	@ NE	0	0	0.0	0	0	0	0.0	0	0	0
9/19	@ TEN	0	0	0.0	0	0	0	0.0	0	0	0
9/26	GB	0	0	0.0	0	0	0	0.0	0	0	0
10/3	@ JAX	0	0	0.0	0	0	0	0.0	0	0	0
10/10	OAK	0	0	0.0	0	0	0	0.0	0	0	0
10/24	JAX	0	0	0.0	0	0	0	0.0	0	0	0
10/31	@ KC	0	0	0.0	0	0	0	0.0	0	0	0
11/8	MIN	0	0	0.0	0	0	0	0.0	0	0	0
11/14	HOU	0	0	0.0	0	0	0	0.0	0	0	0
11/21	@ CHI	0	0	0.0	0	0	0	0.0	0	0	0
11/25	@ DET	0	0	0.0	0	0	0	0.0	0	0	0
12/5	TEN	0	0	0.0	0	0	0	0.0	0	0	0
12/12	@ HOU	0	0	0.0	0	0	0	0.0	0	0	0
12/19	BAL	0	0	0.0	0	0	0	0.0	0	0	0
12/26	SD	2	21	10.5	17	0	0	0.0	0	0	0
1/2	@ DEN	2	12	6.0	7	0	0	0.0	0	0	0
TOTALS		4	33	8.3	17	0	0	0.0	0	0	0


2004 POSTSEASON											
DATE	OPP	RECEIVING				RUSHING				LG	TD
		REC	YDS	AVG	LG	RSH	YDS	AVG	LG		
1/9	DEN	0	0	0.0	0	0	0	0.0	0	0	0
1/16	@ NE	0	0	0.0	0	0	0	0.0	0	0	0
TOTALS		0	0	0.0	0	0	0	0.0	0	0	0





36

FB



VERRON HAYNES

HT: 5' 9"	WT: 233	NFL EXP: 6	ACQ: FA-'09	1 ST YEAR WITH FALCONS
BIRTHDATE: 2/17/79		COLLEGE: UNIVERSITY OF GEORGIA		

TRANSACTIONS

- Originally selected by the Pittsburgh Steelers in the fifth round (166th overall) of the 2002 NFL Draft.
- Was released by the Steelers on March 1, 2007, re-signed on June 4, released again following training camp on September 1 and re-signed on December 24.
- Signed by the Falcons as a free agent on April 29 2009.

2008 SEASON

- Spent the year out of football.

2007 (STEELERS)

- Saw action in one game at Baltimore (12/30) and caught one reception for 12 yards.

2006 (STEELERS)

- Competed in seven games and totaled 15 carries for 78 yards (5.2 avg.) while adding 18 catches for 95 yards.
- Led the team and tied a career-high with five receptions for 33 yards vs. Cincinnati (9/24).
- Carried the ball five times for 21 yards against Kansas City (10/15).
- After catching two passes for 14 yards, left the game at Oakland (10/29) due to a knee injury and was placed on injured reserve two days later.

2005 (STEELERS)

- Played in 14 games and all four playoff contests and finished third on the team in rushing with 274 yards on 74 carries with three touchdowns.
- Also contributed with 11 receptions for 113 yards (10.3 average) and five special teams tackles.

- Rushed for 33 yards on 11 carries and scored his first career rushing touchdown on a five-yard carry in the third quarter vs. Tennessee (9/11).

- Posted nine carries for 41 yards and a long rush of 20 yards against Cleveland (11/13). Scored on a 10-yard touchdown run on a fourth-and-goal play.

- Notched 57 rushing yards on 10 carries and scored his third touchdown of the season on a 15-yard carry in the third quarter at Cleveland (12/24).

- Rushed for 46 yards on three carries and caught one pass for 14 yards in the AFC Wild Card Game at Cincinnati (1/8).

2004 (STEELERS)

- In 13 contests, finished the season with 272 yards on 55 carries (5.0 avg.) and also posted 18 receptions for 142 yards and two touchdowns.
- Scored his first-career touchdown as a pro on an 11-yard reception from QB Ben Roethlisberger vs. Cincinnati (10/3).
- Finished with a then-career-high 51 yards on 12 carries, a 4.3-yard average and a long rush of 12 yards vs. Philadelphia (11/7). Also finished with two receptions for 44 yards and a 26-yard catch and run on Pittsburgh's third scoring drive.
- Tallied 21 yards on three carries and added a 10-yard touchdown from Antwaan Randle El at the New York Giants (12/18).

- Notched 28 yards on five carries and added one reception for 14 yards vs. New England in the AFC Championship Game (1/23).



2003 (STEELERS)

- Competed in 12 contests and logged 20 carries for 63 yards and seven receptions for 57 yards before having season-ending knee surgery on December 10.
- Had three receptions for 21 yards, including a long rush of 13 yards at Kansas City (9/14).
- Totaled 15 yards on two rushes and also caught one pass for 12 yards vs. Arizona (11/9).

2002 (STEELERS)

- Was one of seven draft picks to make the final 53-man roster.
- In 14 games played, posted 10 rushes for 51 yards and three receptions for 10 yards while leading the team with 18 special teams stops.
- Gained 23 yards on three carries and added two receptions for seven yards at Baltimore (10/27).
- Totaled 16 yards on a fake punt and finished with three special teams tackles at Jacksonville (12/1).

COLLEGE

- Began his collegiate career at Western Kentucky before transferring to the University of Georgia.

- Rushed for 737 yards on 136 carries in 21 regular season games at Georgia.
- Led the Bulldogs in rushing as a senior with 126 carries for 691 yards (5.5 avg.) and seven touchdowns.
- Gamed more than 100 yards in each of his last four games in 2001.
- Compiled a 5.15 yards-per-carry average, second only to Herschel Walker's school career record of 5.29 yards (1980-82) in '01 and was a Super Sleeper Team and All-SEC second-team honoree by the National Sports Bureau.

PERSONAL

- Attended North Springs High School in Sandy Springs, Georgia and was named an all-city, All-Fulton County, all-area and *Atlanta Journal-Constitution* North Fulton "Formidable Four" selection as a senior.
- Received the 1996 North Springs High School VIP Award.
- Rushed for 1,142 yards with 11 touchdowns and recorded 95 tackles, four fumble recoveries and two interceptions in nine games as a senior.
- Did not begin playing football until his junior year of high school in 1995.

HAYNES' CAREER OFFENSIVE STATISTICS

YEAR	GP/GS	RUSHING						RECEIVING					
		ATT	YDS	AVG	LG	TD		REC	YDS	AVG	LG	TD	
2002 PIT	14/0	10	51	5.1	20	0		3	10	3.3	7	0	
2003 PIT	12/0	20	63	3.2	15	0		7	57	8.1	13	0	
2004 PIT	13/0	55	272	4.9	18	0		18	142	7.9	26	2	
2005 PIT	14/0	74	274	3.7	20	3		11	113	10.3	18	0	
2006 PIT	7/0	15	78	5.2	13	0		18	95	5.3	16	0	
2007 PIT	1/0	0	0	0.0	0	0		1	12	12.0	12	0	
2008	SPENT THE YEAR OUT OF FOOTBALL												
TOTALS	61/0	174	738	4.2	20	3		58	429	7.4	26	2	

HAYNES' CAREER POSTSEASON STATISTICS

YEAR	GP/GS	RUSHING						RECEIVING					
		ATT	YDS	AVG	LG	TD		REC	YDS	AVG	LG	TD	
2002 PIT	INJURED RESERVE												
2004 PIT	2/0	6	36	6.0	8	0		2	16	8.0	14	0	
2005 PIT	4/0	6	56	9.3	26	0		3	22	7.3	14	0	
TOTALS	6/0	12	92	7.7	26	0		5	38	7.6	14	0	



- Additional Statistics: Three special teams tackles in 2006, five special teams stops in 2005, 14 special teams tackles in 2004, one punt return for five yards in '04, four special teams stops in 2003, team-high 18 special teams tackles in 2002.

2007 GAME-BY-GAME												
RUSHING						RECEIVING						
DATE	OPP	RUSH	YDS	AVG	LG TD	REC	YDS	AVG	LG TD			
SIGNED BY THE STEELERS AS A FREE AGENT ON DECEMBER 24												
12/30	@ BAL	0	0	0.0	0 0	1	12	12.0	12	0		
TOTALS		0	0	0.0	0 0	1	12	12.0	12	0		

2006 GAME-BY-GAME												
RUSHING						RECEIVING						
DATE	OPP	RUSH	YDS	AVG	LG TD	REC	YDS	AVG	LG TD			
9/7	MIA	1	3	3.0	3 0	0	0	0.0	0 0			
9/18	@ JAX	2	6	3.0	4 0	5	26	5.2	14	0		
9/24	CIN	5	24	4.8	8 0	5	33	6.6	16	0		
10/8	@ SD	1	13	13.0	13 0	3	7	2.3	9	0		
10/15	KC	5	21	4.2	5 0	2	12	6.0	6	0		
10/22	@ ATL	1	11	11.0	11 0	1	2	2.0	2	0		
10/29	@ OAK	0	0	0.0	0 0	2	15	7.5	11	0		
PLACED ON INJURED RESERVE												
TOTALS		15	78	5.2	13 0	18	95	5.3	16	0		

2005 GAME-BY-GAME												
RUSHING						RECEIVING						
DATE	OPP	RUSH	YDS	AVG	LG TD	REC	YDS	AVG	LG TD			
9/11	TEN	11	33	3.0	9 1	0	0	0.0	0 0			
9/18	@ HOU	7	24	3.4	7 0	1	8	8.0	8	0		
9/25	NE	2	7	3.5	6 0	1	18	18.0	18	0		
10/10	@ SD	0	0	0.0	0 0	1	4	4.0	4	0		
10/16	JAX	2	-1	-0.5	2 0	1	11	11.0	11	0		
10/23	@ CIN	11	35	3.2	9 0	0	0	0.0	0 0			
10/31	BAL	1	7	7.0	7 0	0	0	0.0	0 0			
11/6	@ GB	3	10	3.3	6 0	0	0	0.0	0 0			
11/13	CLE	9	41	4.6	20 1	2	10	5.0	7	0		
11/20	@ BAL	1	0	0.0	0 0	1	17	17.0	17	0		
11/28	@ IND	INACTIVE										
12/4	CIN	INACTIVE										
12/11	CHI	4	8	2.0	4 0	2	29	14.5	16	0		
12/18	@ MIN	9	36	4.0	10 0	0	0	0.0	0 0			
12/24	@ CLE	10	57	5.7	16 1	1	13	13.0	13	0		
1/1	DET	4	17	4.3	12 0	1	3	3.0	3	0		
TOTALS		74	274	3.7	20 3	11	113	10.3	18	0		

2005 POSTSEASON												
RUSHING						RECEIVING						
DATE	OPP	RUSH	YDS	AVG	LG TD	REC	YDS	AVG	LG TD			
1/8	@ CIN	3	46	15.3	26 0	1	14	14.0	14	0		
1/15	@ IND	2	8	4.0	5 0	1	0	0.0	0 0			
1/23	@ DEN	0	0	0.0	0 0	1	8	8.0	8	0		
2/5	SEA	1	2	2.0	2 0	0	0	0.0	0 0			
TOTALS		6	56	9.3	26 0	3	22	7.3	14	0		

2004 GAME-BY-GAME												
RUSHING						RECEIVING						
DATE	OPP	RUSH	YDS	AVG	LG TD	REC	YDS	AVG	LG TD			
9/12	OAK	1	2	2.0	2 0	1	-2	-2.0	-2	0		
9/19	@ BAL	7	34	4.9	12 0	2	6	3.0	4	0		
9/26	@ MIA	7	34	4.9	10 0	0	0	0.0	0 0			
10/3	CIN	2	15	7.5	14 0	4	25	6.3	11	1		
10/10	CLE	2	6	3.0	4 0	1	-1	-1.0	-1	0		
10/17	@ DAL	0	0	0.0	0 0	0	0	0.0	0 0			
10/31	NE	3	17	5.7	8 0	2	18	9.0	14	0		
11/7	PHI	12	51	4.3	12 0	2	44	22.0	26	0		
11/14	CLE	INACTIVE										
11/21	@ CIN	2	6	3.0	3 0	0	0	0.0	0 0			
11/24	WAS	1	3	3.0	3 0	2	24	12.0	21	0		
12/5	@ JAX	INACTIVE										
12/12	NYJ	INACTIVE										
12/18	@ NYG	2	21	10.5	18 0	3	28	9.3	10	1		
12/26	BAL	8	61	7.6	14 0	1	0	0.0	0 0			
1/2	@ BUF	8	22	2.8	11 0	0	0	0.0	0 0			
TOTALS		55	272	5.0	18 0	18	142	7.9	26	2		

2004 POSTSEASON												
RUSHING						RECEIVING						
DATE	OPP	RUSH	YDS	AVG	LG TD	REC	YDS	AVG	LG TD			
1/15	NYJ	1	8	8.0	8 0	1	2	2.0	2	0		
1/23	NE	5	28	5.6	8 0	1	14	14.0	14	0		
TOTALS		6	36	6.0	8 0	2	16	8.0	14	0		

2003 GAME-BY-GAME												
RUSHING						RECEIVING						
DATE	OPP	RUSH	YDS	AVG	LG TD	REC	YDS	AVG	LG TD			
9/7	BAL	11	18	1.6	7 0	1	9	9.0	9	0		
9/14	@ KC	0	0	0.0	0 0	3	21	7.0	13	0		
9/21	@ CIN	INACTIVE										
9/28	TEN	1	-2	-2.0	-2 0	0	0	0.0	0 0			
10/5	CLE	0	0	0.0	0 0	0	0	0.0	0 0			
10/12	@ DEN	2	20	10.0	10 0	1	3	3.0	3	0		
10/26	STL	0	0	0.0	0 0	0	0	0.0	0 0			
11/2	@ SEA	0	0	0.0	0 0	0	0	0.0	0 0			
11/9	ARZ	2	15	7.5	15 0	1	12	12.0	12	0		
11/17	@ SF	1	9	9.0	9 0	0	0	0.0	0 0			
11/23	@ CLE	1	-2	-2.0	-2 0	0	0	0.0	0 0			
11/30	CIN	0	0	0.0	0 0	0	0	0.0	0 0			
12/7	OAK	2	5	2.5	4 0	1	12	12.0	12	0		
12/14	@ NYJ	INJURED RESERVE										
12/21	SD	INJURED RESERVE										
12/28	@ BAL	INJURED RESERVE										
TOTALS		20	63	3.2	15 0	7	57	8.2	13	0		

2002 GAME-BY-GAME												
RUSHING						RECEIVING						
DATE	OPP	RUSH	YDS	AVG	LG TD	REC	YDS	AVG	LG TD			
9/9	@ NE	0	0	0.0	0 0	0	0	0.0	0 0			
9/15	OAK	0	0	0.0	0 0	0	0	0.0	0 0			
9/29	CLE	0	0	0.0	0 0	0	0	0.0	0 0			
10/6	@ NO	0	0	0.0	0 0	0	0	0.0	0 0			
10/13	@ CIN	2	7	3.5	6 0	0	0	0.0	0 0			
10/21	IND	0	0	0.0	0 0	0	0	0.0	0 0			
10/27	@ BAL	3	23	7.7	20 0	2	7	3.5	7	0		
11/3	@ CLE	4	5	1.3	3 0	0	0	0.0	0 0			
11/10	ATL	0	0	0.0	0 0	0	0	0.0	0 0			
11/17	@ TEN	0	0	0.0	0 0	0	0	0.0	0 0			
11/24	CIN	0	0	0.0	0 0	0	0	0.0	0 0			
12/1	@ JAX	1	16	16.0	16 0	0	0	0.0	0 0			
12/8	HOU	0	0	0.0	0 0	0	0	0.0	0 0			
12/15	CAR	0	0	0.0	0 0	1	3	3.0	3	0		
12/23	@ TB	INJURED RESERVE										
12/29	BAL	INJURED RESERVE										
TOTALS		10	51	5.1	20 0	3	10	3.3	7	0		





23

CB



CHRIS HOUSTON

HT: 5' 11"	WT: 178	NFL EXP: 3	ACQ: D2b'-07	3 RD YEAR WITH FALCONS
BIRTHDATE: 10/18/84		COLLEGE: UNIVERSITY OF ARKANSAS		

TRANSACTIONS

- Originally selected as a second round (41st pick overall) draft choice by Atlanta in 2007.

CAREER

- Has competed in 32 games with 27 starts and contributed with 112 tackles (100 solo), two interceptions, one forced fumble, one fumble recovery and 25 passes defended.
- Returned an interception 10 yards for a touchdown vs. Kansas City in 2008.

2008 (FALCONS)

- Started in all 16 games at right cornerback and finished the season with 59 tackles (52 solo), two interceptions, one fumble recovery, 16 passes defended and one touchdown.
- Recorded a career-high four passes defended and his first career interception vs. Kansas City (9/21) in addition to posting one tackle. He returned the interception 10 yards for a touchdown.
- Logged a season-high eight tackles and one pass defended at San Diego (11/30).
- Notched seven tackles (five solo) while contributing with one pass defended in his 14th start of the season vs. Tampa Bay (12/14).

2007 (FALCONS)

- Tallied 53 tackles (48 solo) while contributing with nine passes defended and one forced fumble.
- Made his first career NFL start at cornerback vs. Houston (9/30) and posted one tackle.

- Started at right cornerback and tallied five tackles and his first career pass defended at New Orleans (10/21).

- Collared career highs in tackles (eight) and passes defended (two) at Carolina (11/11).
- Recorded two tackles, one pass defended and his first career forced fumble vs. Tampa Bay (11/18).
- Posted a team-high eight tackles vs. Seattle (12/31).

COLLEGE

- A *Pro Football Weekly* All-America honorable mention and All-Southeastern Conference second team selection by the league's coaches and *Associated Press* in 2006 at Arkansas.
- Houston gained 129 yards on two interceptions against Mississippi State, which set a school game-record, topping the old mark of 99 yards by Orlando Watters vs. Louisiana State in 1993.
- Returned an interception 87 yards for a touchdown in the same game against MSU, which was the ninth-longest return in school history and the longest since Jermaine Petty returned an interception 88 yards vs. Auburn in 2001.

- Blocked a punt that he recovered for a touchdown in 2004.

PERSONAL

- Attended Lyndon B. Johnson (Austin, Texas) High School, competing as a running back and cornerback.
- As a senior, Houston rushed for 426 yards and six touchdowns before moving exclusively to cornerback.
- Member of the 2004-05 Lon Farrell Academic Honor Roll.



HOUSTON'S CAREER DEFENSIVE STATISTICS

YEAR	GP/GS	TK	SO	AST	SK	YDS	INT	YDS	LG	TD	PD	FF	FR	YDS	TD
2007	ATL	16/11	53	48	5	0.0	0.0	0	0	0	9	1	0	0	0
2008	ATL	16/16	59	52	7	0.0	0.0	2	10	10t	1	16	0	1	4
TOTAL		32/27	112	100	12	0.0	0.0	2	10	10t	1	25	1	1	4

HOUSTON'S CAREER POSTSEASON STATISTICS

YEAR	GP/GS	TK	SO	AST	SK	YDS	INT	YDS	LG	TD	PD	FF	FR	YDS	TD
2008	ATL	1/1	3	2	1	0.0	0.0	0	0	0	0	0	0	0	0
TOTAL		1/1	3	2	1	0.0	0.0	0	0	0	0	0	0	0	0

• Additional Statistics: Two tackles and one fumble recovery on special teams in 2007, one special teams spot in 2008.

HOUSTON'S BEST GAMES

TACKLES	INTERCEPTIONS	FUMBLE RECOVERIES	PASSES DEFENSED
8, Three Times	1, Two Times	1 @ MIN (12/21/08)	4 vs. KC (9/21/08)
Last @ SD (11/30/08)	Last vs. NO (11/9/08)		3 @ NO (12/7/08)

2008 GAME-BY-GAME

DATE	OPP	TK	SO	SK	YDS	INT	YDS	FF	FR	PD
9/7	DET	3	3	0.0	0.0	0	0	0	0	0
9/14	@ TB	3	3	0.0	0.0	0	0	0	0	0
9/21	KC	1	1	0.0	0.0	1	0	0	0	4
9/28	@ CAR	3	2	0.0	0.0	0	0	0	0	0
10/5	@ GB	1	1	0.0	0.0	0	0	0	0	0
10/12	CHI	6	6	0.0	0.0	0	0	0	0	0
10/26	@ PHI	3	3	0.0	0.0	0	0	0	0	1
11/2	@ OAK	1	1	0.0	0.0	0	0	0	0	0
11/9	NO	3	3	0.0	0.0	1	0	0	0	2
11/16	DEN	6	5	0.0	0.0	0	0	0	0	1
11/23	CAR	3	2	0.0	0.0	0	0	0	0	1
11/30	@ SD	8	7	0.0	0.0	0	0	0	0	1
12/7	@ NO	6	5	0.0	0.0	0	0	0	0	3
12/14	TB	7	5	0.0	0.0	0	0	0	0	1
12/21	@ MIN	3	3	0.0	0.0	0	0	0	1	0
12/28	STL	2	2	0.0	0.0	0	0	0	0	2
TOTALS		59	52	0.0	0.0	2	10	0	1	16

2007 GAME-BY-GAME

DATE	OPP	TK	SO	SK	YDS	INT	YDS	FF	FR	PD
9/9	@ MIN	0	0	0.0	0.0	0	0	0	0	0
9/16	@ JAX	0	0	0.0	0.0	0	0	0	0	0
9/23	CAR	2	2	0.0	0.0	0	0	0	0	0
9/30	HOU	1	1	0.0	0.0	0	0	0	0	0
10/7	@ TEN	3	2	0.0	0.0	0	0	0	0	0
10/15	NYG	5	5	0.0	0.0	0	0	0	0	0
10/21	@ NO	5	2	0.0	0.0	0	0	0	0	1
11/4	SF	2	2	0.0	0.0	0	0	0	0	0
11/11	@ CAR	8	8	0.0	0.0	0	0	0	0	2
11/18	TB	2	2	0.0	0.0	0	0	1	0	1
11/22	IND	4	3	0.0	0.0	0	0	0	0	2
12/2	@ STL	3	3	0.0	0.0	0	0	0	0	2
12/10	NO	7	7	0.0	0.0	0	0	0	0	0
12/16	@ TB	2	2	0.0	0.0	0	0	0	0	0
12/23	@ ARZ	1	1	0.0	0.0	0	0	0	0	1
12/30	SEA	8	8	0.0	0.0	0	0	0	0	0
TOTALS		53	48	0.0	0.0	0	0	1	0	9

2008 POSTSEASON

DATE	OPP	TK	SO	SK	YDS	INT	YDS	FF	FR	PD
1/3	@ ARZ	3	2	0.0	0.0	0	0	0	0	0
TOTALS		3	2	0.0	0.0	0	0	0	0	0





24

CB



VON HUTCHINS

HT: 5' 10"	WT: 180	NFL EXP: 5	ACQ: FA-'08	2 ND YEAR WITH FALCONS
BIRTHDATE: 2/14/81		COLLEGE: UNIVERSITY OF MISSISSIPPI		

TRANSACTIONS

- Selected by the Indianapolis Colts in the sixth round (173rd overall) of the 2004 NFL Draft.
- Released by the Colts on September 2, 2006 and was signed by the Houston Texans on November 14, 2006.
- Signed by Atlanta as a free agent on March 2, 2008.

CAREER

- A quick cornerback with good cover speed, Hutchins has logged 142 tackles (105 solo), a half of a sack, two interceptions, one touchdown and nine passes defended in 38 career games.

2008 (FALCONS)

- Placed on injured reserve prior to the start of the regular season.

2007 (TEXANS)

- Started 15 of 16 games and totaled 93 tackles (77 solo) while contributing with a half of a sack, one interception and seven passes defended.
- Named to the *USA Today* AFC-All Joe Team.
- Collared a career-high 11 tackles at Carolina (9/16) while adding one pass defended.
- Posted nine tackles (seven solo) and his only interception of the season against New Orleans (11/18).
- Tallied 10 tackles at Cleveland (11/25).

2006 (TEXANS)

- Joined the Texans late in the season, seeing action in three games while finishing with four tackles, two solo and two assisted.

2005 (COLTS)

- After spending the majority of the season on the physically unable to perform list, played in three games as a reserve defensive back while collecting three tackles.

2004 (COLTS)

- Competed in all 16 games while finishing with 42 tackles (24 solo), one interception, which was returned 77 yards for a touchdown and two passes defended.

- Posted a previous career-high nine tackles and a 77-yard interception return for a touchdown against Houston (11/14). The interception was the eighth-longest in Colts history and the fourth-longest ever by a Colts rookie.

COLLEGE

- A three-year starter at Mississippi who posted 225 career tackles (139 solo), 18 passes defended, 11 interceptions and one fumble recovery.
- Started 13 games at right cornerback as a senior while registering 63 tackles (43 solo), 1.5 sacks, eight passes defended and four interceptions.
- Graduated as an accountancy major.

PERSONAL

- Attended Cathedral High School and earned letters in football and basketball.
- Compiled 4,107 passing yards, 900 rushing yards and 63 touchdowns for the Green Wave.
- Full name is Tahaya De'Von Hutchins.
- Born in Natchez, Mississippi.



HUTCHINS' CAREER DEFENSIVE STATISTICS

YEAR	GP/GS	TK	SO	AST	SK	YDS	INT	YDS	LG	TD	PD	FF	FR	YDS	TD
2004 IND	16/1	42	24	18	0.0	0.0	1	77	77	1	2	0	0	0	0
2005 IND	3/0	3	2	1	0.0	0.0	0	0	0	0	0	0	0	0	0
2006 HOU	3/0	4	2	2	0.0	0.0	0	0	0	0	0	0	0	0	0
2007 HOU	16/15	93	77	16	0.5	2.5	1	8	8	0	7	0	0	0	0
2008 ATL	INJURED RESERVE														
TOTAL	38/16	142	105	37	0.5	2.5	2	85	77	1	9	0	0	0	0

HUTCHINS' CAREER POSTSEASON STATISTICS

YEAR	GP/GS	TK	SO	AST	SK	YDS	INT	YDS	LG	TD	PD	FF	FR	YDS	TD
2004 IND	2/1	6	3	3	0.0	0.0	0	0	0	0	0	0	0	0	0
2005 IND	INACTIVE														
2008 ATL	INJURED RESERVE														
TOTAL	2/1	6	3	3	0.0	0.0	0	0	0	0	0	0	0	0	0

- Additional Statistics: Totaled three special teams tackles in 2004, one in 2005, one in 2006 and one in 2007.

HUTCHINS' BEST GAMES

TACKLES	INTERCEPTIONS	PASSES DEFENSED	TOUCHDOWNS
11 @ CAR (9/16/07)	1, Two Times	2, Two Times	1 vs. HOU (11/14/04)
10 @ CLE (11/25/07)	Last vs. NO (11/18/07)	Last vs. NO (11/18/07)	

2008 GAME-BY-GAME

DATE	OPP	TK	SO	SK	YDS	INT	YDS	FF	FR	PD
INJURED RESERVE										
TOTALS		0	0	0.0	0.0	0	0	0	0	0

2008 POSTSEASON

DATE	OPP	TK	SO	SK	YDS	INT	YDS	FF	FR	PD
INJURED RESERVE										
TOTALS		0	0	0.0	0.0	0	0	0	0	0

2007 GAME-BY-GAME

DATE	OPP	TK	SO	SK	YDS	INT	YDS	FF	FR	PD
9/9	KC	3	3	0.0	0.0	0	0	0	0	1
9/16	@ CAR	11	11	0.0	0.0	0	0	0	0	1
9/23	IND	4	3	0.0	0.0	0	0	0	0	2
9/30	@ ATL	8	7	0.0	0.0	0	0	0	0	0
10/7	MIA	7	4	0.0	0.0	0	0	0	0	0
10/14	@ JAX	2	2	0.0	0.0	0	0	0	0	0
10/21	TEN	7	5	0.0	0.0	0	0	0	0	0
10/28	@ SD	3	3	0.0	0.0	0	0	0	0	0
11/4	@ OAK	2	2	0.0	0.0	0	0	0	0	1
11/18	NO	9	7	0.0	0.0	1	8	0	0	2
11/25	@ CLE	10	10	0.0	0.0	0	0	0	0	0
12/2	@ TEN	3	2	0.5	2.5	0	0	0	0	0
12/9	TB	4	3	0.0	0.0	0	0	0	0	0
12/13	DEN	6	5	0.0	0.0	0	0	0	0	0
12/23	@ IND	7	4	0.0	0.0	0	0	0	0	0
12/30	JAX	7	6	0.0	0.0	0	0	0	0	0
TOTALS		93	77	0.5	2.5	1	8	0	0	2

2006 GAME-BY-GAME


DATE	OPP	TK	SO	SK	YDS	INT	YDS	FF	FR	PD
9/10	PHI	INACTIVE								
9/17	@ IND	INACTIVE								
9/24	WAS	INACTIVE								
10/1	MIA	INACTIVE								
10/15	@ DAL	INACTIVE								
10/22	JAX	INACTIVE								
10/29	@ TEN	INACTIVE								
11/5	@ NYG	INACTIVE								
11/12	@ JAX	INACTIVE								
11/19	BUF	INACTIVE								
11/26	@ NYJ	INACTIVE								
12/3	@ OAK	INACTIVE								
12/10	TEN	INACTIVE								
12/17	@ NE	1	0	0.0	0.0	0	0	0	0	0
12/24	IND	2	2	0.0	0.0	0	0	0	0	0
12/31	CLE	1	0	0.0	0.0	0	0	0	0	0
TOTALS		4	2	0.0	0.0	0	0	0	0	0




2005 GAME-BY-GAME										
DATE	OPP	TK	SO	SK	YDS	INT	YDS	FF	FR	PD
9/11	@ BAL				PUP LIST					
9/18	JAX				PUP LIST					
9/25	CLE				PUP LIST					
10/2	@ TEN				PUP LIST					
10/9	@ SF				PUP LIST					
10/17	STL				PUP LIST					
10/23	@ HOU				PUP LIST					
11/7	@ NE				PUP LIST					
11/13	HOU				PUP LIST					
11/20	@ CIN				PUP LIST					
11/28	PIT				PUP LIST					
12/4	TEN	0	0	0.0	0.0	0	0	0	0	0
12/11	@ JAX	0	0	0.0	0.0	0	0	0	0	0
12/18	SD	0	0	0.0	0.0	0	0	0	0	0
12/24	@ SEA	0	0	0.0	0.0	0	0	0	0	0
1/1	ARZ	3	2	0.0	0.0	0	0	0	0	0
TOTALS		3	2	0.0	0.0	0	0	0	0	0

2004 GAME-BY-GAME										
DATE	OPP	TK	SO	SK	YDS	INT	YDS	FF	FR	PD
9/9	@ NE	0	0	0.0	0.0	0	0	0	0	0
9/19	@ TEN	0	0	0.0	0.0	0	0	0	0	0
9/26	GB	1	1	0.0	0.0	0	0	0	0	0
10/3	@ JAC	0	0	0.0	0.0	0	0	0	0	0
10/10	OAK	4	4	0.0	0.0	0	0	0	0	0
10/24	JAC	0	0	0.0	0.0	0	0	0	0	0
10/31	@ KC	5	2	0.0	0.0	0	0	0	0	0
11/8	MIN	4	0	0.0	0.0	0	0	0	0	0
11/14	HOU	9	5	0.0	0.0	1	77	1	0	1
11/21	@ CHI	4	3	0.0	0.0	0	0	0	0	0
11/25	@ DET	2	1	0.0	0.0	0	0	0	0	0
12/5	TEN	4	3	0.0	0.0	0	0	0	0	0
12/12	@ HOU	2	1	0.0	0.0	0	0	0	0	0
12/19	BAL	2	1	0.0	0.0	0	0	0	0	0
12/26	SD	1	0	0.0	0.0	0	0	0	0	0
1/2	@ DEN	4	3	0.0	0.0	0	0	0	0	1
TOTALS		42	24	0.0	0.0	1	77	0	0	2

2004 POSTSEASON										
DATE	OPP	TK	SO	SK	YDS	INT	YDS	FF	FR	PD
1/9	DEN	1	1	0.0	0.0	0	0	0	0	0
1/16	@ NE	5	2	0.0	0.0	0	0	0	0	0
TOTALS		6	3	0.0	0.0	0	0	0	0	0



30 CB


DAVID IRONS

HT: 5' 11"	WT: 197	NFL EXP: 3	ACQ: D6b-'07	3 RD YEAR WITH FALCONS
BIRTHDATE: 10/9/82		COLLEGE: AUBURN UNIVERSITY		

TRANSACTIONS

- Originally selected as a sixth round (194th pick overall) draft choice by Atlanta in 2007.

CAREER

- Led the Falcons with 13 special teams tackles and one fumble recovery in his rookie season.

2008 (FALCONS)

- Saw action in five games and was placed on injured reserve (knee) on December 16, 2008.
- Contributed with four special teams tackles.

2007 (FALCONS)

- Led the Falcons with 13 special teams tackles while adding one special teams fumble recovery.
- Tallied one fumble recovery on special teams vs. New Orleans (12/10).

COLLEGE

- Including his time at Auburn and Butler County Community College, Irons started all 47 games he played in during his college career.

- Recorded 194 tackles (144 solo) with 7.5 stops for minus 26 yards and three forced fumbles at Auburn. Also deflected 43 passes and intercepted seven others for 25 yards in returns (3.6 avg.).

- All-Southeastern Conference second-team choice by the league's coaches, adding honorable mention honors from the *Associated Press* in 2006.

- All-Southeastern Conference second-team selection by the *Associated Press* in 2005.

PERSONAL

- Attended Dacula (Ga.) High School, playing football for Head Coach Kevin Maloof.
- Named Prep Star All-America and was a member of Super Prep's Georgia Top 30 team.



- Ran for 700 yards and 10 touchdowns while catching 15 passes for 204 yards and two scores.
- Born on October 9, 1982 and resides in Dacula, Georgia.
- Son of David Irons, Sr. His brother, Kenny, was a teammate and standout running back at Auburn.

IRONS' CAREER DEFENSIVE STATISTICS

YEAR	GP/GS	TK	SO	AST	SK	YDS	INT	YDS	LG	TD	PD	FF	FR	YDS	TD
2007	ATL	15/0	0	0	0	0.0	0.0	0	0	0	0	0	0	0	0
2008	ATL	5/0	0	0	0	0.0	0.0	0	0	0	0	0	0	0	0
TOTAL		20/0	0	0	0	0.0	0.0	0	0	0	0	0	0	0	0

IRONS' CAREER POSTSEASON STATISTICS

YEAR	GP/GS	TK	SO	AST	SK	YDS	INT	YDS	LG	TD	PD	FF	FR	YDS	TD
2008	ATL	INJURED RESERVE													
TOTAL		0/0	0	0	0	0.0	0.0	0	0	0	0	0	0	0	0

- Additional Statistics: Totaled 13 special teams tackles and one fumble recovery on special teams in 2007, added four special teams tackles in 2008.

22

CB

CHEVIS JACKSON

HT: 5' 11"	WT: 193	NFL EXP: 2	ACQ: D3a-'08	2 ND YEAR WITH FALCONS
BIRTHDATE: 12/11/85		COLLEGE: LOUISIANA STATE UNIVERSITY		

TRANSACTIONS

- Originally selected as a third round (68th pick overall) draft choice by Atlanta in 2008.

CAREER

- His first career interception was returned 95 yards for a touchdown against New Orleans (11/9/08), marking the second-longest interception return in franchise history.

2008 (FALCONS)

- Competed in all 16 games with two starts and contributed with 33 tackles (27 solo), one interception, which was returned 95 yards for a touchdown, and five passes defended.
- Notched one tackle, three passes defended and his first career interception vs. New Orleans (11/9). He returned the interception 95 yards for a touchdown, marking the second longest interception return in Falcons history.

- Tied a season-high with four tackles against St. Louis (12/28).

- Earned a start in the secondary in Atlanta's Wild Card game at Arizona (1/3/09), posted two tackles, one pass defended and the Falcons first postseason interception since January 15, 2005.

COLLEGE

- Highly regarded as a shutdown cornerback at LSU as the Tigers ranked third in the nation in total defense in each of his three seasons allowing 288.8 yards per game in 2007.
- Compiled 142 tackles (103 solo), eight interceptions, eight tackles for loss and 36 passes defended in his LSU career while opposing quarterbacks completed only 25.6 percent of their passes thrown his way last season.



- Jackson's 44 passes defended (36 PBU, eight interceptions) ranked second in school history and his five INTs in 2007 were a career-high while ranking 12th on LSU's season-record list when he graduated.

PERSONAL

- Attended St. Paul's Episcopal High School (Mobile, AL) where he was regarded as one of the most versatile athletes in the state as he competed at cornerback and wide receiver while returning kickoffs and punts.
- Registered 40 tackles and seven interceptions in his senior season (2003).

- A sociology major, Jackson also plays the saxophone.
- Born Chevis Dauro Jackson on December 11, 1985.

JACKSON'S CAREER DEFENSIVE STATISTICS

YEAR	GP/GS	TK	SO	AST	SK	YDS	INT	YDS	LG	TD	PD	FF	FR	YDS	TD
2008 ATL	16/2	33	27	6	0.0	0.0	1	95	95t	1	5	0	0	0	0
TOTAL	16/2	33	27	6	0.0	0.0	1	95	95t	1	5	0	0	0	0

JACKSON'S CAREER POSTSEASON STATISTICS

YEAR	GP/GS	TK	SO	AST	SK	YDS	INT	YDS	LG	TD	PD	FF	FR	YDS	TD
2008 ATL	1/1	2	2	0	0.0	0.0	1	0	0	0	1	0	0	0	0
TOTAL	1/1	2	2	0	0.0	0.0	1	0	0	0	1	0	0	0	0

JACKSON'S BEST GAMES

TACKLES	INTERCEPTIONS	FUMBLE RECOVERIES	PASSES DEFENSED
4, Three Times	1 vs. NO (11/9/08)	None	3 vs. NO (11/9/08)
Last vs. STL (12/28/08)			


2008 GAME-BY-GAME

DATE	OPP	TK	SO	SK	YDS	INT	YDS	FF	FR	PD
9/7	DET	2	2	0.0	0.0	0	0	0	0	0
9/14	@ TB	0	0	0.0	0.0	0	0	0	0	0
9/21	KC	0	0	0.0	0.0	0	0	0	0	0
9/28	@ CAR	1	1	0.0	0.0	0	0	0	0	0
10/5	@ GB	2	2	0.0	0.0	0	0	0	0	1
10/12	CHI	3	3	0.0	0.0	0	0	0	0	0
10/26	@ PHI	1	1	0.0	0.0	0	0	0	0	0
11/2	@ OAK	0	0	0.0	0.0	0	0	0	0	1
11/9	NO	1	1	0.0	0.0	1	95	0	0	3
11/16	DEN	2	2	0.0	0.0	0	0	0	0	0
11/23	CAR	4	2	0.0	0.0	0	0	0	0	0
11/30	@ SD	3	3	0.0	0.0	0	0	0	0	0
12/7	@ NO	4	4	0.0	0.0	0	0	0	0	0
12/14	TB	3	2	0.0	0.0	0	0	0	0	0
12/21	@ MIN	3	2	0.0	0.0	0	0	0	0	0
12/28	STL	4	2	0.0	0.0	0	0	0	0	0
TOTALS		33	27	0.0	0.0	1	95	0	0	5


2008 POSTSEASON

DATE	OPP	TK	SO	SK	YDS	INT	YDS	FF	FR	PD
1/3	@ ARZ	2	2	0.0	0.0	1	0	0	0	1
TOTALS		2	2	0.0	0.0	1	0	0	0	1





45 LB



ROBERT JAMES

HT: 5' 11"	WT: 220	NFL EXP: 1	ACQ: D5a-'08	2 ND YEAR WITH FALCONS
BIRTHDATE: 12/26/83		COLLEGE: ARIZONA STATE UNIVERSITY		

TRANSACTIONS

- Selected as a fifth round (138th pick overall) draft choice by Atlanta in 2008.

2008 (FALCONS)

- Placed on injured reserve (concussion) prior to the start of the regular season.

COLLEGE

- Started 19 of 42 games during his career at Arizona State, recording 174 tackles (102 solo), 5.5 sacks, 20 tackles for loss, two forced fumbles, eight passes defended and five interceptions.
- Earned All-America and All-Pac 10 Conference honors during his senior campaign.
- Helped the Sun Devils improve from a total defensive ranking of 51st in the nation in 2006 to 30th nationally in 2007 allowing 345.2 yards per game.

PERSONAL

- Attended Maryvale High School (Arizona), lettering four times in football and twice in track.
- Earned second-team all-city honors as a defensive back and first-team accolades as a running back.
- Collected 102 tackles as a junior and tallied 1,300 rushing yards with 16 touchdowns and 54 tackles in his senior campaign.
- Has one son, Robert James III.
- Born Robert Williams James on December 26, 1983.

JAMES' CAREER DEFENSIVE STATISTICS

YEAR	GP/GS	TK	SO	AST	SK	YDS	INT	YDS	LG	TD	PD	FF	FR	YDS	TD
2008 ATL															
TOTAL	0/0	0	0	0	0.0	0.0	0	0	0	0	0	0	0	0	0



99

DT

JASON JEFFERSON

HT: 6' 1"	WT: 297	NFL EXP: 5	ACQ: W-'08 (BUF) 2 ND YEAR WITH FALCONS
BIRTHDATE: 12/20/81		COLLEGE: UNIVERSITY OF WISCONSIN	

TRANSACTIONS

- Originally selected in the sixth round (193rd overall) by the New Orleans Saints in the 2005 NFL Draft.
- Waived by the Saints on August 28, 2005 and signed to the Philadelphia Eagles practice squad on October 4, 2005.
- Signed by the Buffalo Bills from the Eagles practice squad on October 12, 2005.
- Claimed off of waivers by the Atlanta Falcons on August 31, 2008.

2008 (FALCONS)

- Competed in 13 games on the defensive line and posted nine tackles (eight solo) and one fumble recovery.
- Started at defensive tackle and logged three tackles and one fumble recovery in his Falcons debut at Tampa Bay (9/14).
- Against St. Louis (12/28), collared two solo tackles.

2007 (BILLS)

- Saw action in a career-high 11 games totaling a career-high 20 tackles.
- Tied a career-high of four tackles against the New York Jets (9/30).

2006 (BILLS)

- Competed in four games while contributing with six tackles (two solo).

2005 (BILLS)

- Played in five of the last eight games during the 2005 campaign, but did not record a tackle.

COLLEGE

- Started every game on the Wisconsin defensive line as a senior and posted 25 tackles (14 solo), three sacks and one forced fumble.
- Collared 30 tackles and one sack in 14 games as a junior.
- Took over the starting role as a sophomore in 2002 and posted a career-best 45 tackles.

PERSONAL

- Attended Leo High School (Illinois) where he was a three-time offensive line MVP and team captain in both football and track.
- Registered 310 career tackles and 43 sacks.
- Earned academic all-state honors.

JEFFERSON'S CAREER DEFENSIVE STATISTICS

YEAR	GP/GS	TK	SO	AST	SK	YDS	INT	YDS	LG	TD	PD	FF	FR	YDS	TD
2005 BUF	6/0	0	0	0	0.0	0.0	0	0	0	0	0	0	0	0	0
2006 BUF	4/0	6	2	4	0.0	0.0	0	0	0	0	0	0	0	0	0
2007 BUF	11/0	20	9	11	0.0	0.0	0	0	0	0	0	0	0	0	0
2008 ATL	13/1	9	8	1	0.0	0.0	0	0	0	0	0	0	1	3	0
TOTAL	34/1	35	19	16	0.0	0.0	0	0	0	0	0	0	1	3	0



JEFFERSON'S CAREER POSTSEASON STATISTICS

YEAR	GP/GS	TK	SO	AST	SK	YDS	INT	YDS	LG	TD	PD	FF	FR	YDS	TD
2008 ATL	1/0	0	0	0	0.0	0.0	0	0	0	0	0	0	0	0	0
TOTAL	1/0	0	0	0	0.0	0.0	0	0	0	0	0	0	0	0	0



12 WR

MICHAEL JENKINS

HT: 6' 4" WT: 217 NFL EXP: 6 ACQ: D1b-'04 6TH YEAR WITH FALCONS

BIRTHDATE: 6/18/82 COLLEGE: OHIO STATE UNIVERSITY

TRANSACTIONS

- Selected as the second of two first round (29th pick overall) draft choices by Atlanta in 2004.

CAREER

- Posted a career-high with 777 receiving yards and a 15.5 average (30 or more catches) in 2008.
- Finished second on the team in receiving in each of the last four years after earning a starting role in 2005.
- In 2006, Jenkins (seven) and Alge Crumpler (eight) became the first Falcons tandem to record at least seven touchdown catches apiece in a single season for Atlanta since Terance Mathis (nine) and Eric Metcalf (eight) in 1995.

2008 (FALCONS)

- Started in 11 of 16 contests and caught 50 passes for a career-high 777 yards (15.5) while adding three touchdowns.
- Recorded a 62-yard touchdown on rookie quarterback Matt Ryan's first NFL pass in the season opener against Detroit (9/7).
- Posted four catches for 58 yards vs. Chicago (10/12). His 26-yard grab with one second remaining in the game led to the game-winning 48-yard field goal by K Jason Elam as time expired.
- Logged two receptions for 64 yards with two touchdowns at Oakland (11/2).
- Notched a team-high six receptions for a season-high 72 yards vs. New Orleans (11/9).

- Posted 69 receiving yards on five receptions at New Orleans (12/7) and caught a two-point conversion.

- Caught four passes from Matt Ryan for 72 yards to match his season-high in receiving for a second time against St. Louis (12/28).

- Started his first career postseason game in Atlanta's Wild Card meeting at Arizona (1/3/09) and finished second on the team in receiving with five receptions for 51 yards (10.2 avg.).

2007 (FALCONS)

- Notched 53 receptions for 532 yards and four touchdowns in his fourth year with the team.
- Tallied a season-high 76 receiving yards on six receptions vs. Carolina (9/23).
- Started at wide receiver and posted six catches for 64 yards with a career-high two touchdowns vs. Houston (9/30).
- Notched a career-high nine receptions for a team-high 73 yards vs. Tampa Bay (11/18).

- Tied a career-high with nine grabs for a career-high 83 yards vs. New Orleans (12/10) and added one touchdown.

2006 (FALCONS)

- Started all 16 games for the first time in his career and registered 436 receiving yards on a then career-high 39 catches with a career-high seven touchdowns.



- Led team with 77 receiving yards (25.7 avg.) on three receptions, which included a 34-yard touchdown catch in the second quarter in the season opener at Carolina (9/10).
- Collected three grabs for 53 yards (17.7 avg.) and one touchdown at Cincinnati (10/29).

2005 (FALCONS)

- Saw action in 14 games with 12 starts and finished third on the team with 36 catches and 508 receiving yards, while also recording three touchdown grabs and a team-long 58-yard reception.
- Made first career start vs. Philadelphia (9/12) and led the team with 80 yards on three catches, which included a season-long 58-yard grab.
- Posted first career touchdown catch at Buffalo (9/25) as he tallied 48 receiving yards on four receptions.
- Recorded 69 receiving yards and one touchdown on five catches vs. Tampa Bay (11/20).

2004 (FALCONS)

- Played in all 16 games, recording seven receptions for 119 yards. His 17.0 average led the team and his eight special teams tackles ranked fourth.
- Made first NFL reception for a gain of 46 yards at Denver (10/31).

COLLEGE

- Three-year starter at Ohio State, starting 38 of his final 39 games. Caught 165 passes for 2,898

yards (17.6 avg.) and 16 touchdowns in his career. Finished career with at least one reception in 38 consecutive games. Helped OSU capture a National Championship in 2002.

- His 2,898 yards rank eighth on the Big Ten Conference's career-record list, while also topping the previous school all-time record of 2,855 by David Boston (1996-98).
- Earned All-Big Ten Conference honorable mention as a senior after leading the team with 55 receptions for 834 yards (15.2 avg.) and seven touchdowns. Added 178 yards and one touchdown on 20 punt returns.
- All-Big Ten Conference second-team choice as a junior after leading the team with a career-high 61 receptions for 1,076 yards (17.6 avg.) and six touchdowns.

PERSONAL

- Lettered in football, basketball and track at Leto (Tampa, FL) High School and competed at receiver, halfback, safety, cornerback and line-backer.
- Voted Track Athlete of the Year in Tampa as a senior as he competed in the 200, 400 and triple jump.
- Born Michael Gerard Jenkins on June 18, 1982 in Tampa, Florida.
- Michael has two sons, Brendan and Bryce.

JENKINS' CAREER STATISTICS

YEAR	RECEIVING						RUSHING				
	GP/GS	REC	YDS	AVG	LG	TD	ATT	YDS	AVG	LG	TD
2004 ATL	16/0	7	119	17.0	46	0	1	2	2.0	2	0
2005 ATL	14/12	36	508	14.1	58	3	0	0	0.0	0	0
2006 ATL	16/16	39	436	11.2	34t	7	1	2	2.0	2	0
2007 ATL	15/6	53	532	10.0	29	4	0	0	0.0	0	0
2008 ATL	16/11	50	777	15.5	62t	3	0	0	0.0	0	0
TOTALS	77/45	185	2,372	12.8	62t	17	2	4	2.0	2	0

JENKINS' CAREER POSTSEASON STATISTICS

YEAR	RECEIVING						RUSHING				
	GP/GS	REC	YDS	AVG	LG	TD	ATT	YDS	AVG	LG	TD
2004 ATL	2/0	3	26	8.6	14	0	0	0	0.0	0	0
2008 ATL	3/1	5	51	10.2	21	0	0	0	0.0	0	0
TOTALS	5/2	8	77	9.6	21	0	0	0	0.0	0	0



JENKINS' BEST GAMES

RECEPTIONS	YARDS	LONG	TOUCHDOWNS
9, Two Times	83 vs. NO (12/10/07)	62t vs. DET (9/7/08)	2 Two Times
Last vs. NO (12/10/07)	80 vs. PHI (9/12/05)	58 vs. PHI (9/12/05)	Last @ Oak (11/2/08)

JENKINS' BEST POSTSEASON GAMES

RECEPTIONS	YARDS	LONG	TOUCHDOWNS
5 @ ARZ (1/3/09)	51 @ ARZ (1/3/09)	21 @ ARZ (1/3/09)	None

2008 GAME-BY-GAME												
RECEIVING					RUSHING							
DATE	OPP	REC	YDS	AVG	LG	TD	RSH	YDS	AVG	LG	TD	
9/7	DET	1	62	62.0	62t	1	0	0	0.0	0	0	
9/14	@ TB	0	0	0.0	0	0	0	0	0.0	0	0	
9/21	KC	2	19	9.5	16	0	0	0	0.0	0	0	
9/28	@ CAR	3	32	10.7	12	0	0	0	0.0	0	0	
10/5	@ GB	3	38	12.7	31	0	0	0	0.0	0	0	
10/12	CHI	4	58	14.5	26	0	0	0	0.0	0	0	
10/26	@ PHI	3	50	16.7	21	0	0	0	0.0	0	0	
11/2	@ OAK	2	64	32.0	37t	2	0	0	0.0	0	0	
11/9	NO	6	72	12.0	32	0	0	0	0.0	0	0	
11/16	DEN	5	55	11.0	15	0	0	0	0.0	0	0	
11/23	CAR	4	48	12.0	19	0	0	0	0.0	0	0	
11/30	@ SD	1	22	22.0	22	0	0	0	0.0	0	0	
12/7	@ NO	5	69	13.8	21	0	0	0	0.0	0	0	
12/14	TB	3	55	18.3	26	0	0	0	0.0	0	0	
12/21	@ MIN	4	61	15.3	22	0	0	0	0.0	0	0	
12/28	STL	4	72	18.0	41	0	0	0	0.0	0	0	
TOTALS		50	777	15.5	62t	3	0	0	0.0	0	0	

2008 POSTSEASON												
RECEIVING					RUSHING							
DATE	OPP	REC	YDS	AVG	LG	TD	RSH	YDS	AVG	LG	TD	
1/3	@ ARZ	5	51	10.2	21	0	0	0	0.0	0	0	
TOTALS		5	51	10.2	21	0	0	0	0.0	0	0	

2007 GAME-BY-GAME												
RECEIVING					RUSHING							
DATE	OPP	REC	YDS	AVG	LG	TD	RSH	YDS	AVG	LG	TD	
9/9	@ MIN	2	13	6.5	7	0	0	0	0.0	0	0	
9/16	@ JAX	1	15	15.0	15	0	0	0	0.0	0	0	
9/23	CAR	6	76	12.7	29	0	0	0	0.0	0	0	
9/30	HOU	6	64	10.7	29	2	0	0	0.0	0	0	
10/7	@ TEN	1	2	2.0	2	0	0	0	0.0	0	0	
10/15	NYG	2	23	11.5	18	0	0	0	0.0	0	0	
10/21	@ NO	6	69	11.5	20	0	0	0	0.0	0	0	
11/4	SF	2	31	15.5	22	0	0	0	0.0	0	0	
11/11	@ CAR	1	6	6.0	6	0	0	0	0.0	0	0	
11/18	TB	9	73	8.1	14	0	0	0	0.0	0	0	
11/22	IND	1	9	9.0	9	0	0	0	0.0	0	0	
12/2	@ STL	5	48	9.6	13	1	0	0	0.0	0	0	
12/10	NO	9	83	9.2	14	1	0	0	0.0	0	0	
12/16	@ TB	1	5	5.0	5	0	0	0	0.0	0	0	
12/23	@ ARZ	1	15	15.0	15	0	0	0	0.0	0	0	
12/30	SEA	INACTIVE										
TOTALS		53	532	10.0	29	4	0	0	0.0	0	0	

2006 GAME-BY-GAME												
RECEIVING					RUSHING							
DATE	OPP	REC	YDS	AVG	LG	TD	RSH	YDS	AVG	LG	TD	
9/10	@ CAR	3	77	25.7	34t	1	0	0	0.0	0	0	
9/17	TB	2	14	7.0	9	0	0	0	0.0	0	0	
9/25	@ NO	2	23	11.5	15	0	0	0	0.0	0	0	
10/1	ARZ	3	28	9.3	19	0	0	0	0.0	0	0	
10/15	NYG	3	30	10.0	17	0	0	0	0.0	0	0	
10/22	PIT	2	25	12.5	17t	1	0	0	0.0	0	0	
10/29	@ CIN	3	53	17.7	26t	1	0	0	0.0	0	0	
11/5	@ DET	3	26	8.7	13	0	0	0	0.0	0	0	
11/12	CLE	2	17	8.5	12t	1	0	0	0.0	0	0	
11/19	@ BAL	3	23	7.7	13t	1	0	0	0.0	0	0	
11/26	NO	2	6	3.0	4	0	0	0	0.0	0	0	
12/3	@ WAS	4	43	10.8	22t	1	0	0	0.0	0	0	
12/10	@ TB	1	6	6.0	6	0	0	0	0.0	0	0	
12/16	DAL	3	37	12.3	18	1	0	0	0.0	0	0	
12/24	CAR	1	9	9.0	9	0	1	2	2.0	2	2	
12/31	@ PHI	2	19	9.5	16	0	0	0	0.0	0	0	
TOTALS		39	436	11.2	34t	7	0	0	0.0	0	0	

2005 GAME-BY-GAME												
RECEIVING					RUSHING							
DATE	OPP	REC	YDS	AVG	LG	TD	RSH	YDS	AVG	LG	TD	
9/12	PHI	3	80	26.7	58	0	0	0	0.0	0	0	
9/18	@ SEA	1	22	22.0	22	0	0	0	0.0	0	0	
9/25	@ BUF	4	48	12.0	21	1	0	0	0.0	0	0	
10/2	MIN	1	12	12.0	12	0	0	0	0.0	0	0	
10/9	NE	3	55	18.3	19	0	0	0	0.0	0	0	
10/16	@ NO	2	24	12.0	13	0	0	0	0.0	0	0	
10/24	NYJ	1	8	8.0	8	0	0	0	0.0	0	0	
11/6	@ MIA	5	69	13.8	21	1	0	0	0.0	0	0	
11/13	GB	INACTIVE										
11/20	TB	INACTIVE										
11/24	@ DET	0	0	0.0	0	0	0	0	0.0	0	0	
12/4	@ CAR	3	32	10.7	14	0	0	0	0.0	0	0	
12/12	NO	3	33	11.0	17	0	0	0	0.0	0	0	
12/18	@ CHI	1	11	11.0	11	0	0	0	0.0	0	0	
12/24	@ TB	4	54	13.5	37	1	0	0	0.0	0	0	
1/1	CAR	5	60	12.0	19	0	0	0	0.0	0	0	
TOTALS		36	508	14.1	58	3	0	0	0.0	0	0	



2004 GAME-BY-GAME

		RECEIVING					RUSHING				
DATE	OPP	REC	YDS	AVG	LG	TD	RSH	YDS	AVG	LG	TD
9/12	@ SF	0	0	0.0	0	0	0	0	0.0	0	0
9/19	STL	0	0	0.0	0	0	0	0	0.0	0	0
9/26	ARI	0	0	0.0	0	0	0	0	0.0	0	0
10/3	@ CAR	0	0	0.0	0	0	0	0	0.0	0	0
10/10	DET	0	0	0.0	0	0	0	0	0.0	0	0
10/17	SD	0	0	0.0	0	0	0	0	0.0	0	0
10/24	@ KC	0	0	0.0	0	0	0	0	0.0	0	0
10/31	@ DEN	1	46	46.0	46	0	1	2	2.0	2	0
11/14	TB	0	0	0.0	0	0	0	0	0.0	0	0
11/21	@ NYG	0	0	0.0	0	0	0	0	0.0	0	0
11/28	NO	0	0	0.0	0	0	0	0	0.0	0	0
12/5	@ TB	1	23	23.0	23	0	0	0	0.0	0	0
12/12	OAK	2	20	10.0	11	0	0	0	0.0	0	0
12/18	CAR	1	22	22.0	22	0	0	0	0.0	0	0
12/26	@ NO	0	0	0.0	0	0	0	0	0.0	0	0
1/2	@ SEA	2	8	4.0	7	0	0	0	0.0	0	0
TOTALS		7	119	17.0	46	0	1	2	2.0	2	0

2004 POSTSEASON

2004 SEASON											
		RECEIVING					RUSHING				
DATE	OPP	REC	YDS	AVG	LG	TD	RSH	YDS	AVG	LG	TD
1/15	STL	2	19	9.5	14	0	0	0	0.0	0	0
1/23	@ PHI	1	7	7.0	7	0	0	0	0.0	0	0
TOTALS		3	26	8.7	14	0	0	0	0.0	0	0



93 DT

THOMAS JOHNSON

HT: 6' 2" WT: 304 NFL EXP: 2 ACQ: FA-'09 1ST YEAR WITH FALCONS

BIRTHDATE: 6/24/81 COLLEGE: MIDDLE TENNESSEE STATE UNIVERSITY

TRANSACTIONS

- Signed as an undrafted rookie free agent by the Dallas Cowboys on August 28, 2005.
- Waived by Dallas on September 4, 2006 and was signed by the Houston Texans as a free agent three days later.
- Waived by Houston on August 28, 2007.
- Signed by the Jets to a reserve/future contract on January 15, 2008.
- Signed by the Falcons to a reserve/future contract on January 7, 2009.

2008 (JETS)

- Spent the 2008 training camp on the New York Jets roster before being released prior to the regular season.

2007 SEASON

- Spent the year out of football.

2006 (TEXANS)

- Saw action in 11 games (three starts).
- Recorded a career-high five tackles (four solo) against Cleveland (12/31).
- Registered his first career start vs. Buffalo (11/19).

2005 (COWBOYS)

- In his first season in the NFL, competed in two games while adding one assisted tackle.
- Made his NFL debut against Washington (12/18) and collared three tackles (two assisted).

COLLEGE

- Posted 47 tackles and four sacks as a senior at Middle Tennessee State University.

**PERSONAL**

- Attended Hamilton High School in Memphis, Tennessee.
- Graduated with a degree in Education from MTSU in 2004.
- Earned all-state, all-metro and all-city honors as a Hamilton senior.

JOHNSON'S CAREER DEFENSIVE STATISTICS

YEAR	GP/GS	TK	SO	AST	SK	YDS	INT	YDS	LG	TD	PD	FF	FR	YDS	TD
2005 DAL	2/0	1	0	1	0.0	0.0	0	0	0	0	0	0	0	0	0
2006 HOU	11/3	15	11	4	0.0	0.0	0	0	0	0	0	0	0	0	0
TOTAL	13/3	16	11	5	0.0	0.0	0	0	0	0	0	0	0	0	0



9 P

MICHAEL KOENEN



HT: 5' 11"	WT: 198	NFL EXP: 5	ACQ: FA-'05	5 TH YEAR WITH FALCONS
BIRTHDATE: 7/13/82		COLLEGE: WESTERN WASHINGTON UNIVERSITY		

TRANSACTIONS

- Signed by Atlanta as an undrafted rookie free agent on April 26, 2005.
- Tallied six punts for 259 yards vs. Kansas City (9/21) with three being downed inside the 20-yard line.

CAREER

- Ranked fourth in the NFC in punts inside the 20-yard line with 25 in 2008. Also helped the Falcons rank second in the NFL in opponents average starting field position following kickoffs with a 24.6-yard line average.
- Posted one touchback on four kickoffs at Carolina (9/28) and added six punts for 254 yards with one being downed inside the 20-yard line, including a season-long 60-yard punt.
- Part of a special teams unit that set a NFL record by allowing only 49 punt return yards in 2008.
- Registered season highs in punts (seven) and punting yards (264) in addition to posting a career-high in punts downed inside the 20-yard line (five) against Philadelphia (10/26).
- Helped Atlanta rank second in the NFC and second in the NFL in opponents starting average field position with a 25.5-yard line mark in 2007.
- Totaled six punts for 253 yards (42.2 avg.) one touchback, and two kicks pinned inside the 20-yard line at Minnesota (12/21).
- Has taken over kickoff duties while serving as the team's punter for the past four seasons.
- Notched 83 punts for 3,824 yards (46.0 avg.), a career-high 30 kicks dropped inside the 20-yard line and a long kick of 63 yards. Also added 63 kickoffs with 13 touchbacks.
- Has recorded 103 career punts inside the 20-yard line while contributing with 55 touchbacks on kickoffs.

2008 (FALCONS)

- Compiled 63 punts for 2,566 yards (40.7 avg.), 25 punts inside the 20-yard line and a long kick of 60 yards. Also totaled 16 touchbacks on 86 kickoffs.
- Posted a season-high 288 yards on seven punts with three being downed inside the 20-yard line vs. New York (10/15).



- Logged a career-high 385 yards punting on a career-high tying eight attempts at Carolina (11/11) and added five kickoffs with one touchback. Also collared one tackle on special teams in the win.

- Tallied six punts for 282 yards (47.0 avg.), with four being downed inside the 20-yard line vs. New Orleans (12/10) in addition to recording three kickoffs with two touchbacks.

- Recorded six punts for 273 yards, including a season-long 63-yard punt at Tampa Bay (12/16).

2006 (FALCONS)

- Punted 76 times for 3,199 yards (42.1 avg.) with a long of 65 and 25 punts dropped inside the 20-yard line. Also recorded 67 kickoffs with 41.8 percent reaching the end zone and 13 resulting in touchbacks. Converted three of nine field goals on the year.

- Ranked first in the NFL in pinning teams back in their own territory as opponents averaged a starting field position at the 23.6-yard line.

- Registered two punts for 93 yards (46.5 avg.) with one downed inside the 20-yard line vs. Arizona (10/1). Also kicked a 51-yard field goal in the second quarter.

- Recorded three touchbacks on seven kickoffs at Cincinnati (10/29) in addition to posting three punts for 166 yards (55.3 avg.), which included a season-long 65-yard punt and one punt downed inside the 20-yard line.

- Posted 287 yards on a career-high eight punts with three inside the 20-yard line vs. Cleveland (11/12).

- Amassed a season-high 295 yards on six punts (49.2 avg.) vs. New Orleans (11/26) with three of his punts downed inside the 20-yard line.

2005 (FALCONS)

- Totaled 78 punts for 3,300 yards (42.3 avg.) with 23 dropped inside the 20-yard line and a long of 67 yards.

- Forced 14 touchbacks on kickoffs and allowed opponents an average starting field position at the 24.1-yard line, which ranked first in the NFL. Also connected on one of two field goal attempts.

- Punted seven times for 319 yards (45.6 avg.) with a long of 53 vs. New England (10/9). Also connected on the first field goal attempt of his NFL career from 58 yards out with six seconds left in the first half. The 58-yarder was third longest field goal in NFL history by an undrafted player, and ranked as the longest in the 2005 NFL season.

- Had six punts for 276 yards (46.0 avg.) and three kicks dropped inside the 20-yard line vs. New Orleans (12/12).

COLLEGE

- Converted 43 of 74 field goal attempts and 143 of 150 PATs in his career at Western Washington (Bellingham, Wa.), while setting a school record for career punting average (43.1). Was named Northwest Special Teams Player of the Year as a senior.

- Registered 62 kickoffs for 3,702 yards (59.7 avg.) with a school record-tying 19 touchbacks.

PERSONAL

- Earned All-Northwest League honors as a senior at Ferndale (WA) High School and was a first-team all-league kicker and second-team punter as a junior.

- Also lettered three years in basketball and soccer.

- Born Michael J. Koenen on July 13, 1982. Married to Devin, and has one son, Malachi.

KOENEN'S CAREER KICKING STATISTICS

YEAR	GP/GS	NO	PUNTING					FIELD GOALS					KICKOFFS				
			YDS	AVG	NET	TB	20	LG	BK	FG	ATT	%	LG	PAT	ATT	PTS	KO TB
2005 ATL	16/0	78	3,300	42.3	36.9	9	23	67	0	1	2	50.0	58	0	0	3	75 14
2006 ATL	16/0	76	3,199	42.1	35.9	6	25	65	2	3	9	33.3	51	4	4	13	67 13
2007 ATL	16/0	83	3,824	46.0	38.8	5	30	63	0	0	2	0.0	0	0	0	0	63 13
2008 ATL	16/0	63	2,566	40.7	37.5	4	25	60	2	0	0	0.0	0	0	0	0	87 16
TOTALS	64/0	305	12,889	42.3	37.3	24	103	67	4	4	13	30.8	58	4	4	16	291 55



KOENEN'S CAREER POSTSEASON STATISTICS

PUNTING										FIELD GOALS					KICKOFFS				
YEAR	GP/GS	NO	YDS	AVG	NET	TB	20	LG	BK	FG	ATT	%	LG	PAT	ATT	PTS	KO	TB	
2008 ATL	1/0	5	212	42.4	42.6	0	0	49	0	0	0	0.0	0	0	0	0	6	1	
TOTALS	1/0	5	212	42.4	42.6	0	0	49	0	0	0	0.0	0	0	0	0	6	1	

- Additional Statistics: One special teams tackle in 2005, five special teams tackles in 2006, three special teams tackles in 2007, three special teams tackles in 2008.

KOENEN'S BEST GAMES

MOST PUNTS	LONGEST PUNT	PUNTS INSIDE 20	LONGEST FG
8, Two Times	67 @ SEA (9/18/05)	5 @ PHI (10/26/08)	58 vs. NE (10/9/05)
Last @ CAR (11/11/07)	65, Two Times		51 vs. ARZ (10/1/06)
	Last vs. NO (11/26/06)		32 @ CAR (9/10/06)

2008 GAME-BY-GAME

DATE	OPP	PNT	YDS	AVG	NET	20	LG	KO	TB
9/7	DET	3	115	38.3	38.3	0	51	7	1
9/14 @ TB		5	181	36.2	36.2	2	55	4	1
9/21 KC		6	259	43.2	40.8	3	51	7	0
9/28 @ CAR		6	254	42.3	34.8	1	60	4	1
10/5 @ GB		3	125	41.7	41.7	3	53	5	1
10/12 CHI		2	82	41.0	31.0	0	45	6	0
10/26 @ PHI		7	264	37.7	38.4	5	53	3	0
11/2 @ OAK		1	33	33.0	16.5	1	33	5	0
11/9 NO		4	141	35.3	35.3	3	44	7	2
11/16 DEN		2	62	31.0	31.0	1	34	5	0
11/23 CAR		3	129	43.0	43.0	0	48	8	3
11/30 @ SD		2	106	53.0	47.0	1	55	5	1
12/7 @ NO		4	190	47.5	47.5	1	52	5	1
12/14 TB		5	225	45.0	34.8	2	52	4	0
12/21 @ MIN		6	253	42.2	37.7	2	50	5	3
12/28 STL		4	147	36.8	36.8	0	40	6	3
TOTALS		63	2,566	40.7	37.5	25	60	86	17

2008 POSTSEASON

DATE	OPP	PNT	YDS	AVG	NET	20	LG	KO	TB
1/3 @ ARZ		5	212	42.4	42.6	0	49	6	1
TOTALS		5	212	42.4	42.6	0	49	6	1

2007 GAME-BY-GAME


DATE	OPP	PNT	YDS	AVG	NET	20	LG	KO	TB
9/9 @ MIN		5	234	46.8	42.8	2	53	0	0
9/16 @ JAX		5	196	39.2	37.2	1	47	0	0
9/23 CAR		4	175	43.8	36.5	1	55	5	3
9/30 HOU		3	132	44.0	43.7	0	51	7	2
10/7 @ TEN		6	228	38.0	32.7	2	51	4	1
10/15 NYG		7	288	41.1	39.7	3	55	3	0
10/21 @ NO		6	265	44.2	35.0	3	53	5	1
11/4 SF		6	265	44.2	39.7	2	53	5	1
11/11 @ CAR		8	385	48.1	40.0	2	51	5	1
11/18 TB		7	257	36.7	33.4	4	47	2	1
11/22 IND		4	200	50.0	42.8	1	52	4	0
12/2 @ STL		7	309	44.1	37.6	3	55	4	0
12/10 NO		6	282	47.0	47.0	4	60	3	2
12/16 @ TB		6	273	45.5	37.0	0	63	2	0
12/23 @ ARZ		5	200	40.0	40.0	1	49	7	0
12/30 SEA		3	135	45.0	42.0	1	49	8	1
TOTALS		83	3,824	46.0	38.8	30	63	63	13

2006 GAME-BY-GAME

DATE	OPP	PNT	YDS	AVG	NET	20	LG	KO	TB
9/10 @ CAR		4	167	41.8	38.5	1	51	5	2
9/17 TB		2	85	42.5	37.5	2	55	3	1
9/25 @ NO		6	265	37.9	30.6	1	56	2	0
10/1 ARZ		2	93	46.5	35.5	1	59	9	1
10/15 NYG		6	224	37.3	37.2	3	54	3	1
10/22 PIT		5	250	50.0	46.0	1	59	6	2
10/29 @ CIN		3	166	55.3	44.0	1	65	7	3
11/5 @ DET		6	238	39.7	31.3	2	55	3	0
11/12 CLE		8	287	35.9	34.1	3	46	3	0
11/19 @ BAL		6	242	40.3	20.2	3	59	3	0
11/26 NO		6	295	49.2	46.0	3	64	4	0
12/3 @ WAS		4	156	39.0	30.6	1	43	5	0
12/10 @ TB		4	151	37.8	32.3	1	42	3	1
12/16 DAL		4	172	43.0	43.0	0	53	5	1
12/24 CAR		5	236	47.2	46.2	2	59	2	1
12/31 @ PHI		5	172	34.4	31.6	0	41	3	0
TOTALS		77	3,199	42.1	36.2	25	65	66	13

2005 GAME-BY-GAME

DATE	OPP	PNT	YDS	AVG	NET	20	LG	KO	TB
9/12 PHI		7	281	40.1	33.3	1	59	3	0
9/18 @ SEA		7	347	49.6	41.1	2	67	4	1
9/25 @ BUF		4	144	36.0	30.0	2	48	4	2
10/2 MIN		3	105	35.0	35.0	2	39	7	2
10/9 NE		7	319	45.6	42.0	2	53	6	1
10/16 @ NO		4	189	47.3	45.5	0	54	5	0
10/24 NYJ		4	161	40.3	30.8	1	49	6	2
11/6 @ MIA		3	114	38.0	38.0	1	48	4	1
11/13 GB		5	197	39.4	36.6	2	53	4	2
11/19 TB		2	77	38.5	37.5	0	40	6	1
11/24 @ DET		4	194	48.5	35.3	0	53	6	1
12/04 @ CAR		6	214	35.7	32.3	0	47	3	0
12/12 NO		6	276	46.0	40.2	3	55	7	1
12/18 @ CHI		6	234	39.0	34.0	4	50	2	0
12/24 @ TB		7	314	44.9	37.0	3	53	6	0
1/1 CAR		3	134	44.7	42.0	0	51	2	0
TOTALS		78	3,300	42.3	36.9	23	67	75	14



HT: 6' 3"	WT: 316	NFL EXP: 2	ACQ: D6a-'07	3 RD YEAR WITH FALCONS
BIRTHDATE: 5/23/85		COLLEGE: WASHBURN UNIVERSITY		

TRANSACTIONS

- Originally selected in the sixth round (185th overall) by Atlanta in the 2007 NFL Draft.

2008 (FALCONS)

- Spent the 2008 season on the physically unable to perform list after re-injuring his knee in the offseason.

2007 (FALCONS)

- Competed in nine games while making five starts in his rookie season. Collared 23 tackles (12 solo) while adding one interception and one pass defensed.
- Started at defensive tackle and recorded a season-high six tackles, one pass defensed and his first career interception at Tennessee (10/7).
- Placed on injured reserve on (11/20) after suffering a knee injury against Tampa Bay (11/18).

COLLEGE

- Collared 156 tackles, 10.0 sacks, 23 tackles for loss, three forced fumbles and two fumble recoveries in his collegiate career at Washburn.

- Finished with 62 tackles, four sacks, 10 tackles for loss, two passes defensed, one forced fumble and one blocked kick in 11 starts in 2006.

- Was a first-team *Associated Press* All-America selection in 2006.

- Named second team All-MIAA after collecting 31 tackles, including three for loss with a forced fumble, fumble recovery and blocked punt in 2004.

PERSONAL

- Was an honorable mention All-Class 6A, second-team all-city, and all-centennial league at Washburn Rural High School in Topeka, KS.
- Named the team's defensive MVP his senior season.

LEWIS' CAREER DEFENSIVE STATISTICS

YEAR	GP/GS	TK	SO	AST	SK	YDS	INT	YDS	LG	TD	PD	FF	FR	YDS	TD
2007 ATL	9/5	23	12	11	0.0	0.0	1	4	4	0	1	0	0	0	0
2008 ATL	PHYSICALLY UNABLE TO PERFORM														
TOTAL	9/5	23	12	11	0.0	0.0	1	4	4	0	1	0	0	0	0

2008 GAME-BY-GAME

DATE	OPP	TK	SO	SK	YDS	INT	YDS	FF	FR	PD
PHYSICALLY UNABLE TO PERFORM										
TOTALS		0	0	0.0	0.0	0	0	0	0	0

2008 POSTSEASON

DATE	OPP	TK	SO	SK	YDS	INT	YDS	FF	FR	PD
PHYSICALLY UNABLE TO PERFORM										
TOTALS		0	0	0.0	0.0	0	0	0	0	0

2007 GAME-BY-GAME

DATE	OPP	TK	SO	SK	YDS	INT	YDS	FF	FR	PD
9/9 @ MIN		1	1	0.0	0.0	0	0	0	0	0
9/16 @ JAX		4	2	0.0	0.0	0	0	0	0	0
9/23 CAR		INACTIVE								
9/30 HOU		2	1	0.0	0.0	0	0	0	0	0
10/7 @ TEN		6	5	0.0	0.0	1	4	0	0	1
10/15 NYG		2	2	0.0	0.0	0	0	0	0	0
10/21 @ NO		2	1	0.0	0.0	0	0	0	0	0
11/4 SF		2	0	0.0	0.0	0	0	0	0	0
11/11 @ CAR		3	0	0.0	0.0	0	0	0	0	0
11/18 TB		1	0	0.0	0.0	0	0	0	0	0
11/22 IND		INJURED RESERVE								
12/2 @ STL		INJURED RESERVE								
12/10 NO		INJURED RESERVE								
12/16 @ TB		INJURED RESERVE								
12/23 @ ARZ		INJURED RESERVE								
12/30 SEA		INJURED RESERVE								
TOTALS		23	12	0.0	0.0	1	4	0	0	1





50 LB



CURTIS LOFTON

HT: 6' 0"	WT: 242	NFL EXP: 2	ACQ: D2-'08	2 ND YEAR WITH FALCONS
BIRTHDATE: 6/2/86		COLLEGE: UNIVERSITY OF OKLAHOMA		

TRANSACTIONS

- Selected as a second round (37th pick overall) draft choice by Atlanta in 2008.

CAREER

- Garnered 2008 All-Rookie accolades by *The Sporting News* and *Pro Football Weekly*.
- Ranked second in the league in tackles among first year players behind Patriots linebacker Jerod Mayo (according to STATS, Inc).

2008 (FALCONS)

- Earned the starting role at middle linebacker in his first season and totaled 108 tackles (67 solo), one sack for a loss of seven yards, one forced fumble and three passes defended.
- Collared a career-high 11 tackles vs. Chicago (10/12), including a career-high eight solo tackles.
- Tallied two tackles, one forced fumble and his first career sack (seven yards) at Philadelphia (10/26).
- Notched a team-high seven tackles at Oakland (11/2) for a defense that did not allow a first down in the first half and allowed a franchise-low three in the entire game.
- Collared six tackles (five solo) in Atlanta's Wild Card meeting at Arizona (1/3/09).

COLLEGE

- In three seasons at Oklahoma, collared 197 tackles, 16 tackles for loss, three interceptions and one sack.

- His 157 tackles in 2007 tied for the seventh-best season total in school history and were the most by a Sooner since 1979.

- Earned first-team All-America honors from *The NFL Draft Report*, Football Writers Association of America, *Sports Illustrated* and *The Sporting News* adding second-team accolades from the *Associated Press* in his senior season.

- Posted 18 stops against Missouri in 2007, registering the 12th-best game total in school history.

- Became the first Sooner to ever register at least 10 tackles in eight games during the same season (2007).

PERSONAL

- Attended Kingfisher High School (Oklahoma), Lofton was a standout linebacker who also played fullback.
- Was rated the eighth-best middle linebacker in the nation by *ESPN.com*.
- As a senior, was named *Parade* first-team All-America, *Daily Oklahoma* All-State and Oklahoma High School Coaches Association All-State first-team.
- Lettered three times and led the team with 168 tackles while adding eight sacks as a senior.
- Was an all-state selection in basketball.
- Sociology major.

LOFTON'S CAREER DEFENSIVE STATISTICS

YEAR	GP/GS	TK	SO	AST	SK	YDS	INT	YDS	LG	TD	PD	FF	FR	YDS	TD
2008 ATL	16/15	108	67	41	1.0	7.0	0	0	0	0	3	1	0	0	0
TOTAL	16/15	108	67	41	1.0	7.0	0	0	0	0	3	1	0	0	0



LOFTON'S CAREER POSTSEASON STATISTICS

YEAR	GP/GS	TK	SO	AST	SK	YDS	INT	YDS	LG	TD	PD	FF	FR	YDS	TD
2008 ATL	1/0	6	5	1	0.0	0.0	0	0	0	0	0	0	0	0	0
TOTAL	1/0	6	5	1	0.0	0.0	0	0	0	0	0	0	0	0	0

LOFTON'S BEST GAMES


TACKLES	SOLO TACKLES	SACKS	FORCED FUMBLES
11 vs. CHI (10/12/08)	8 vs. CHI (10/12/08)	1.0 @ PHI (10/26/08)	1 @ PHI (10/26/08)

2008 GAME-BY-GAME

DATE	OPP	TK	SO	SK	YDS	INT	YDS	FF	FR	PD
9/7	DET	5	2	0.0	0.0	0	0	0	0	0
9/14	@ TB	10	5	0.0	0.0	0	0	0	0	0
9/21	KC	6	4	0.0	0.0	0	0	0	0	0
9/28	@ CAR	10	7	0.0	0.0	0	0	0	0	0
10/5	@ GB	6	3	0.0	0.0	0	0	0	0	0
10/12	CHI	11	8	0.0	0.0	0	0	0	0	0
10/26	@ PHI	2	1	1.0	7.0	0	0	1	0	0
11/2	@ OAK	7	6	0.0	0.0	0	0	0	0	0
11/9	NO	6	6	0.0	0.0	0	0	0	0	1
11/16	DEN	7	3	0.0	0.0	0	0	0	0	0
11/23	CAR	6	2	0.0	0.0	0	0	0	0	0
11/30	@ SD	8	6	0.0	0.0	0	0	0	0	0
12/7	@ NO	9	6	0.0	0.0	0	0	0	0	0
12/14	TB	7	3	0.0	0.0	0	0	0	0	0
12/21	@ MIN	5	3	0.0	0.0	0	0	0	0	0
12/28	STL	3	2	0.0	0.0	0	0	0	0	2
TOTALS		108	67	1.0	7.0	0	0	1	0	3

2008 POSTSEASON

DATE	OPP	TK	SO	SK	YDS	INT	YDS	FF	FR	PD
1/3	@ ARZ	6	5	0.0	0.0	0	0	0	0	0
TOTALS		6	5	0.0	0.0	0	0	0	0	0



62c

TODD MCCLURE

HT: 6' 1"	WT: 296	NFL EXP: 11	ACQ: D7a-'99	11 TH YEAR WITH FALCONS
BIRTHDATE: 2/16/77		COLLEGE: LOUISIANA STATE UNIVERSITY		

TRANSACTIONS

- Selected as the first of two seventh round (237th pick overall) draft choices by Atlanta in 1999.

CAREER

- Tough, hard-nosed veteran who has started 134 of 136 games at center, including a streak of 112 starts heading into the 2009 season.
- Voted to the USA Today 2008 All-Joe Team.
- Headly performer who has been the signal-caller on the line after earning the starting center position in 2001.

- Has blocked for three 1,000-yard running backs in Michael Turner (2008), Warrick Dunn (2004, '05, '06) and Jamal Anderson (2000).

- Rebounded from a rookie campaign that was cut short due to a season-ending knee injury suffered in training camp, starting seven of 10 games played on a revamped line in 2000.

2008 (FALCONS)

- Was a 16-game starter for the seventh consecutive year and paved the way for the Falcons rushing attack to rank second in the NFL, averaging 152.7 yards per game.



- Part of an offensive line that allowed a franchise-low 17 sacks while protecting rookie quarterback Matt Ryan who threw for 3,340 yards.

- Helped the Falcons offense set a club record with 5,779 net yards gained.

- Anchored an offensive line that helped open rushing lanes for a ground attack that recorded a franchise single-game high 318 rushing yards vs. Detroit (9/7).

- Started on an offensive line that helped Matt Ryan throw for a career-high 315 yards at New Orleans (12/7).

- Started at center against Tampa Bay (12/14) in his 110th consecutive game and blocked for an offensive attack which registered 373 net offensive yards.

- Started his fifth career postseason contest in the Falcons Wild Card game at Arizona (1/3/09) and blocked for QB Matt Ryan to complete 65 percent of his passes (26 of 40).

2007 (FALCONS)

- Started in all 16 games for the sixth straight season at center and helped the Falcons accumulate 1,520 rushing yards and 3,573 passing yards.

- Protected QB Joey Harrington as he completed 31 of 44 passes for a season-high 361 yards with two touchdowns vs. Carolina (9/23).

- Cleared running lanes for a rushing attack that totaled a season-high 155 yards vs. San Francisco (11/4), including a season-high 100-yard performance by RB Warrick Dunn.

- Opened running lanes for a ground game that recorded 112 total rushing yards vs. Indianapolis (11/22), including RB Warrick Dunn's 10,000th-career rushing yard.

2006 (FALCONS)

- Started all 16 games, helping the team lead the NFL in rushing for the third consecutive year, while setting a Falcons franchise record with 2,939 rushing yards (ninth highest in NFL history).

- Blocked for a running game that tallied six, 200-yard rushing games, while also leading the NFL in rushes of 20-plus yards (23) and 10-plus yards (82).

- Anchored an offensive line that created rushing lanes for a ground game that accumulated a

franchise-record 306 yards (7.0 avg.) vs. Tampa Bay (9/17).

- Started the 100th game of his career vs. Dallas (12/16) as the Falcons rushed for over 100 yards (127 yards) for the 14th consecutive game.

2005 (FALCONS)

- Started all 16 games and helped the team lead the NFL in rushing (159.1 yards per game) for the second straight season (2,546 yards) as the Falcons rushed for over 200 yards on five occasions.

- Opened holes for RB Warrick Dunn to set a new career-high of 1,416 rushing yards.

- Part of an offensive line effort that blocked for 285 yards on 41 carries (7.0 avg.) vs. Minnesota (10/2), which is the fourth-highest rushing performance in Falcons history.

- Helped team rush for over 200 yards for the fifth time in 2005 as the Falcons accumulated 256 rushing yards on 45 carries (5.7 avg.) at Detroit (11/24).

2004 (FALCONS)

- Started all 16 games for the third consecutive season and anchored an offensive line that ranked first in the NFL in multiple categories, including total rushing yards (2,672) and average yards per carry (5.1).

- Part of a line that helped the offense tie a team record with six 200-plus-yard rushing games, while leading the NFL with 22 runs of 20 or more yards.

- Opened holes for a rushing performance that produced 242 yards vs. St. Louis (9/19), which included a pair of touchdowns by Warrick Dunn.

- Part of a line that set the fourth-highest NFL postseason record with 327 rushing yards, including a Falcons record 142 yards by Dunn and a NFL record for quarterbacks with Michael Vick collecting 119 yards on the ground, vs. St. Louis (1/15/05) in the NFC Divisional Playoff Game.

2003 (FALCONS)

- Started all 16 games at center for the second straight season.

- Helped the Falcons to 440 yards of total offense vs. Minnesota (10/5) and a season-high 224 rushing yards vs. Carolina (12/7).



- Opened holes for Dunn's team record for the best two-game rushing totals in consecutive games with 178 yards at New York Giants (11/9) and 162 yards at New Orleans (11/16).

2002 (FALCONS)

- Started all 16 games for the first time in his career.
- Opened holes for the offense to amass 260 rushing yards at New Orleans (10/27), which was the most since a team-record 297 vs. Los Angeles Rams on October 1, 1972. The team scored four rushing touchdowns, which were the most since October 21, 1973 at San Diego.
- Opened holes for a season-high 533 yards of total offense with 36 points scored vs. Detroit (12/22).

2001 (FALCONS)

- Started 15 games at center, missing the season finale at St. Louis (1/6) due to a foot injury.
- Helped the offense total a season-high 489 yards vs. Buffalo (12/23).

2000 (FALCONS)

- Took over as the starting center in place of Calvin Collins, who moved to left guard in the ninth week of the season vs. Carolina (10/29).
- Saw first action of his career in a special teams role vs. New York Giants (10/8) and logged first career action on the line at St. Louis (10/15).
- Made the first start of his career at center vs. Carolina (10/29) and helped pave the way for RB Jamal Anderson's 90 rushing yards and one touchdown.

1999 (FALCONS)

- Suffered a torn anterior cruciate ligament in his right knee on the second day of training camp on July 30 and was lost for the season.

COLLEGE

- Was voted a Coaches All-America selection following his senior season.
- Consensus All-SEC first-team choice as a senior and junior at LSU, boasting 185 knockdowns in his four-year career.
- Started every game as a senior and had 62 knockdowns for an offense that averaged 384.6 yards per game.
- Started 10 games as a junior, collecting 68 knockdowns for an offense that totaled 4,517 yards.
- Started every game as a sophomore and amassed 49 knockdowns for the Tigers as they totaled an SEC-high 2,322 yards on the ground.

PERSONAL

- Played as a two-way lineman at Central (Baton Rouge, LA) High School.
- Participated in several community programs in 2004, including the Prison Ministries of Atlanta football camp and Disabled American Veterans fundraiser.
- Born Ryan Todd McClure on February 16, 1977 in Baton Rouge, Louisiana. He and his wife, Heidi, have two sons, Maverick and Madden, and two daughters, Ryann and Riley.


McCLURE'S CAREER GAMES PLAYED/STARTED

2008	2007	2006	2005	2004	2003	2002	2001	2000	1999
ATL	ATL	ATL	ATL	ATL	ATL	ATL	ATL	ATL	ATL
16/16	16/16	16/16	16/16	16/16	16/16	16/16	15/15	9/7	IR
TOTAL	136/134								


McCLURE'S CAREER POSTSEASON GAMES PLAYED/STARTED

2008	2004	2002
ATL	ATL	ATL
1/1	2/2	2/2
TOTAL	5/5	





43 LB



EDMOND MILES

HT: 6' 0"	WT: 235	NFL EXP: 2	ACQ: FA-'09	1 ST YEAR WITH FALCONS
BIRTHDATE: 7/6/84		COLLEGE: UNIVERSITY OF IOWA		

TRANSACTIONS

- Signed with the Dolphins as an undrafted rookie free agent on May 4, 2007.
- Released by Miami and signed as a free agent by the New York Giants on December 17, 2008.
- Signed by Atlanta as a free agent on April 30, 2009.

2008 (GIANTS)

- Signed by the Giants as a free agent on December 17, 2008 and saw action in two games.

2007 (DOLPHINS)

- Competed in all 16 games for the Dolphins and registered two solo tackles while leading the team with 16 special teams stops.
- Became the first rookie to lead Miami in special teams tackles since Sean Hill accomplished the feat (15) 1994.

- Finished with two special teams tackles and forced a fumble against Oakland (9/30).

COLLEGE

- Was a four-year letterman at Iowa (2003-06), the final two of which he was a full-time starter.
- Recorded 207 career tackles, 23 tackles for loss, five sacks and one interception.
- Has his most productive season as a senior when he collected 100 tackles, 11 tackles for loss and one sack.

PERSONAL

- Attended Godby High School in Tallahassee, Florida and served as the team captain his senior year.
- Full name is Edmond Jamel Miles.
- Born on July 6, 1984 in Tallahassee, Florida.

MILES' CAREER DEFENSIVE STATISTICS

YEAR	GP/GS	TK	SO	AST	SK	YDS	INT	YDS	LG	TD	PD	FF	FR	YDS	TD
2007 MIA	16/0	2	2	0	0.0	0.0	0	0	0	0	0	0	0	0	0
2008 NYG	2/0	0	0	0	0.0	0.0	0	0	0	0	0	0	0	0	0
TOTAL	18/0	2	2	0	0.0	0.0	0	0	0	0	0	0	0	0	0

- Additional Statistics: 16 special teams tackles in 2007 in addition to forcing one fumble.





34

FB



OVIE MUGHELLI

HT: 6' 1"	WT: 252	NFL EXP: 7	ACQ: UFA-'07 (BAL) 3 RD YEAR WITH FALCONS
BIRTHDATE: 6/10/80		COLLEGE: WAKE FOREST UNIVERSITY	

TRANSACTIONS

- Originally selected as the second of two fourth round (134th pick overall) draft choices by Baltimore Ravens in the 2003 NFL Draft. The choice was a compensatory pick.
- Signed by Atlanta as an unrestricted free agent on March 2, 2007.

CAREER

- A powerful run-blocker with good ability to pick up the blitz, and has a punishing running style. Also excels on special teams.
- Was the key blocker for running back Michael Turner to rush for his first career 1,000-yard season in 2008 while finishing second in the NFL with 1,699 yards.
- Saw action in 16 games with eight starts in 2006 to help propel the Ravens into the postseason with a 13-3 regular season record as he was named to *USA Today's* All-Joe Team.

2008 (FALCONS)

- Saw action in all 16 games with 13 starts and totaled five rushes for 16 yards and eight receptions for 57 yards.
- Recorded one reception for three yards vs. Detroit (9/7) in addition to opening running lanes for a ground game that totaled a franchise single-game high 318 yards.
- Logged two catches for 23 yards at Oakland (11/2) and helped block for a rushing game that tallied 252 total yards.
- Notched two receptions for 22 yards vs. Denver (11/16).

2007 (FALCONS)

- Logged six rushes for seven yards and one touchdown while adding six receptions for 36 yards.

- Posted his first career rushing touchdown on a one-yard run in the second quarter vs. San Francisco (11/4) and finished the game with two carries for two yards.
- Tallied one catch for a season-long 12 yards vs. Tampa Bay (11/18).
- Recorded one reception for six yards at Arizona (12/23) in addition to clearing running lanes for a ground attack that tallied 102 total yards.

2006 (RAVENS)

- Saw action in 16 games with a career-high eight starts and posted career-high totals in carries (12), rushing yards (50), receptions (21), receiving yards (182) and touchdowns (two). Named second-team All-Pro and to *USA Today's* All-Joe Team. Also posted 14 special teams stops.
- Blocked for a Ravens offense that tallied 138 rushing yards vs. Oakland (9/17) and posted two special teams tackles.
- Recorded three receptions for 44 yards and scored his first career touchdown on a career-long 30-yard catch in the 27-26 victory at Tennessee (11/12).
- Pulled in a career-high five receptions for a career-high 49 yards and tallied two carries for four yards in the season finale victory vs. Buffalo (12/31).

2005 (RAVENS)

- Saw action in 13 games with five starts and helped pave the way for the Ravens to rush for 1,605 yards. Also pulled in three receptions for 13 yards and finished fourth on the team with 16 special teams tackles.
- Led the team with four special teams tackles in the 16-13 overtime victory in Week 11 vs. Pittsburgh (11/20).



- Saw action off the bench and helped pave the way for the Ravens to rush for a season-high 182 yards, including 105 by Jamal Lewis in a 48-3 victory vs. Green Bay (12/19).

2004 (RAVENS)

- Saw action in three games, recording two special teams tackles, before being placed on injured reserve with a hamstring injury on November 17.

2003 (RAVENS)

- Saw action in six regular season games and one postseason game as a rookie and recorded five special teams tackles, adding one in the post-season.
- Saw his first NFL action on special teams in Week 3 at San Diego (9/21) and posted one solo special teams tackle.
- Played on special teams and had three tackles in the season finale vs. Pittsburgh (12/28).

COLLEGE

- Played in 44 career games, starting 33 at Wake Forest, where he was the team's starting fullback and also played tight end in one-back sets.
- Carried the ball 137 times for 530 yards and 13 touchdowns while in college. Also had 18 receptions for 164 yards and 14 special teams tackles

as a Demon Deacon. Earned second-team All-America honors in addition to being named an All-Atlantic Coast Conference first-team selection as a fullback by *The NFL Draft Report*.

- Started every game as a senior, gaining a career-high 322 yards on 81 carries with 12 touchdowns.

PERSONAL

- Rushed for more than 4,500 yards and scored 69 touchdowns during his career at Porter-Gaud (Charleston, SC) High School, where he was a three-time All-Conference and team MVP honoree.
- Ran for 2,167 yards and 29 touchdowns as a senior and was named South Carolina Player of the Year in his classification in addition to being chosen as a Regional All-Star selection in all divisions. Led the team to a state title (independent school division) in 1996 and state runner-up honors during his senior year (1997).
- In February 2006, took part in the Harvard Graduate Business School's Business education program for NFL players. The program is part of an ongoing NFL-NFLPA initiative to assist players in preparing for their post-playing careers.
- Born Ovie Phillip Mughelli on June 10, 1980 in Charleston, South Carolina.

MUGHELLI'S CAREER OFFENSIVE STATISTICS

YEAR	RUSHING							RECEIVING				
	GP/GS	ATT	YDS	AVG	LG	TD		REC	YDS	AVG	LG	TD
2003 BAL	6/0	0	0	0.0	0	0		0	0	0.0	0	0
2004 BAL	3/0	0	0	0.0	0	0		0	0	0.0	0	0
2005 BAL	13/5	0	0	0.0	0	0		3	13	4.3	6	0
2006 BAL	16/8	12	50	4.2	12	0		21	182	8.7	30t	2
2007 ATL	16/7	6	7	1.2	3	1		6	36	6.0	12	0
2008 ATL	16/13	5	16	3.2	9	0		8	57	7.1	19	0
TOTALS	70/33	23	73	3.2	12	1		38	288	7.6	30t	2

MUGHELLI'S CAREER POSTSEASON STATISTICS

YEAR	RUSHING							RECEIVING				
	GP/GS	ATT	YDS	AVG	LG	TD		REC	YDS	AVG	LG	TD
2003 BAL	1/0	0	0	0.0	0	0		0	0	0.0	0	0
2006 BAL	1/0	2	6	3.0	3	0		2	11	5.5	9	0
2008 ATL	1/0	0	0	0.0	0	0		0	0	0.0	0	0
TOTALS	3/0	2	6	3.0	3	0		2	11	5.5	9	0

- Additional Statistics: Five special teams tackles in 2003, two special teams tackles in 2004, 16 special teams tackles in 2005, 14 special teams tackles in 2006, six special teams tackles and two kickoff returns for 28 yards in 2007, eight special teams tackles and one kickoff return for 17 yards in 2008.





91

DT



TYWAIN MYLES

HT: 6' 2"	WT: 319	NFL EXP: 1	ACQ: FA-'08	1 ST YEAR WITH FALCONS
BIRTHDATE: 10/1/84		COLLEGE: TARLETON STATE UNIVERSITY		

TRANSACTIONS

- Originally signed as an undrafted rookie free agent by the Jacksonville Jaguars on August 6, 2008.
- Waived by the Jaguars following the conclusion of 2008 training camp on August 30, 2008.
- Signed by Atlanta to a reserve/future contract on January 5, 2009.

2008 SEASON

- Spent the 2008 training camp with the Jacksonville Jaguars, but was released on August 30, 2008 prior to the start of the regular season.

COLLEGE

- Totaled 43 tackles his senior season (26 solo) and led Tarleton State (Texas) with 6.0 sacks.
- Named Lone Star Conference South Division Defensive Lineman of the Year and first team defense in the South Division in 2006.

PERSONAL

- Attended Nacogdoches High School (Texas) and was a first team all-district selection.
- Was a two-time Outstanding Offensive Back for his school.



61

OL



JEREMY NEWBERRY

HT: 6' 5"	WT: 315	NFL EXP: 12	ACQ: FA-'09	1 ST YEAR WITH FALCONS
BIRTHDATE: 3/23/76		COLLEGE: UNIVERSITY OF CALIFORNIA		

TRANSACTIONS

- Selected by San Francisco in the second round (58th overall) of the 1998 NFL Draft.
- Signed with the Oakland Raiders on March 7, 2007.
- Signed a one-year contract with the San Diego Chargers on June 3, 2008.
- Signed as a free agent by the Atlanta Falcons on June 15, 2009.

CAREER

- Has competed in 120 career games starting in 107 in 11 NFL seasons.
- Started in every game he competed in for eight seasons (1999-2005, '07), which includes every regular season game in 1999, 2000, '02 and '03.
- A Pro Bowl selection in 2001 and 2002.
- Won 49ers' Bobb McKittrick Award in 2000 and 2005, which is given to the lineman who portrays dedication, commitment and excellence.
- Recipient of the Ed Block Courage Award.

**2008 (CHARGERS)**

- Completed in 16 games starting in three.
- Blocked for a Chargers rushing attack, which accumulated 1,726 yards led by LaDainian Tomlinson (1,110 yards).
- Part of an offensive line that did not allow a sack in four contests while only allowing 25 all season.
- Helped block for a team rushing performance of 158 yards against Oakland (12/4).
- Paved the way for a season-high 289 rushing yards in the season finale vs. Denver (12/28).

2007 (RAIDERS)

- Started in all 14 games he competed in at center.
- Anchored an offensive line for the NFL's sixth-ranked unit that rushed for 1,964 yards.
- Blocked for 1,000-yard rusher, Justin Fargas (1,009).

2006 (49ERS)

- Spent the entire season on the injured reserve list with a knee injury.

2005 (49ERS)

- Recipient of the Bobb McKittrick Award and the Ed Block Courage Award.
- Started in all 10 games he competed in and finished the season on injured reserve because of a knee injury.
- Blocked for a 49ers rushing attack that accumulated 1,689 yards led by Frank Gore (608 yards).

2004 (49ERS)

- Saw action in the season opener against Atlanta (9/12), but ended the season on the injured reserve list due to a knee injury.

2003 (49ERS)

- Won the Bobb McKittrick Award and Ed Block Courage Award.
- Started in all 16 contests.
- Part of an offensive line that finished the season ranked third in the NFC in rushing and total offense.

2002 (49ERS)

- Selected to play in the Pro Bowl and was voted to the All-NFC team by *Pro Football Weekly*.

- Started in all 16 games.

- Blocked for an offensive line that allowed only 22 sacks, the third-fewest in the NFL that season.

- Helped pave the way for a 252-yard rushing contest against Washington (9/22).

2001 (49ERS)

- Was voted to the Pro Bowl for the first time in his career.

- Started in all 15 contests he participated in.

- Blocked for the NFL's second-leading rush offense with 2,244 yards.

- Helped the rushing offense gain 230 yards against Buffalo (12/2).

2000 (49ERS)

- Won the team's Bobb McKittrick Award.

- Started all 16 games at center and missed only one snap.

- Blocked for an offense that ranked fourth in the NFL with 6,040 yards.

- The 49ers offense allowed the NFL's third-fewest sacks (25) and totaled five contests without a quarterback takedown.

- Paved the way for Charlie Garner to rush for a team-record 201 yards at Dallas (9/24).

1999 (49ERS)

- Started all 16 games for the NFL's top-ranked rushing team with 2,085 yards.

- Started the first two weeks at right tackle before moving to right guard.

- Blocked for a team rushing performance of 250 yards against Washington (12/26).

1998 (49ERS)

- Spent the first nine weeks of the team on the Physically Unable to Perform list after suffering a knee injury in mini-camp.

COLLEGE

- A second-team All Pac-10 selection as a junior at California.

- Earned a 93 percent blocking grade during his junior season, which was the highest by any Cal lineman during the 1990s.



- Earned honorable mention All Pac-10 honors as a sophomore.

All-East Bay, All-Bay Area, All-NorCal and All-Far West selection.

PERSONAL

- Attended Antioch High School (California) and was a first-team All-Bay Valley Athletic League,

- Was a three-time state wrestling champion.

NEWBERRY'S CAREER GAMES PLAYED/STARTED

2008	2007	2006	2005	2004	2003	2002	2001	2000	1999	1998
SD	OAK	SF	SF	SF	SF	SF	SF	SF	SF	SF
16/3	14/14	0/0	10/10	1/1	16/16	16/16	15/15	16/16	16/16	0/0
TOTAL	120/107									

NEWBERRY'S CAREER POSTSEASON GAMES PLAYED/STARTED

2008	2002	2001
SD	SF	SF
2/0	2/2	1/1
TOTAL	5/3	



54 LB

STEPHEN NICHOLAS

HT: 6' 3"	WT: 230	NFL EXP: 3	ACQ: D4a-'07	3 RD YEAR WITH FALCONS
BIRTHDATE: 5/1/83		COLLEGE: UNIVERSITY OF SOUTH FLORIDA		

TRANSACTIONS

- Selected as a fourth round (109th pick overall) draft choice by Atlanta in 2007.

2008 (FALCONS)

- Saw action in 16 games at the linebacker position and on special teams. Contributed with nine tackles (seven solo), one sack for a loss of six yards and two passes defensed.
- Recorded three tackles and one pass defensed at Green Bay (10/5).
- Logged his first career sack which went for a loss of six yards against St. Louis (12/28).

- Posted two tackles in his first career postseason game in Atlanta's Wild Card meeting at Arizona (1/3/09).

2007 (FALCONS)

- Finished his rookie campaign with 37 tackles (28 solo), one sack and one fumble recovery in 13 games.
- Collared five tackles and one fumble recovery vs. Houston (9/30).
- Posted four tackles on defense at Tampa Bay (12/16) and tallied two tackles on special teams.



- Recorded five tackles and one sack vs. Seattle (12/31).

COLLEGE

- 2006 Big East first team selection.
- Three-time member of the Butkus Watch List and was named to the Bronco Nagurski Trophy Watch List as a senior.
- His 320 career tackles rank second on USF's all-time list and his 50.5 tackles for loss are a school record.
- In addition to All-Big East honors, was named USF's Defensive Playmaker of the Year.

- Earned freshman All-America status, and was named as a Conference USA All-Freshman and was the USF Rookie of the Year in 2003.

PERSONAL

- Class 3A All-State linebacker in 2001 at Lee High School.
- Made 151 tackles in his senior season, including three sacks.
- Played for the North squad in Jacksonville's annual Shrine Bowl.
- Married to wife, Irene, and has a son, Stephen Jr.

NICHOLAS' CAREER DEFENSIVE STATISTICS

YEAR	GP/GS	TK	SO	AST	SK	YDS	INT	YDS	LG	TD	PD	FF	FR	YDS	TD
2007	ATL	13/0	37	28	9	1.0	0.0	0	0	0	0	0	1	0	0
2008	ATL	16/0	9	7	2	1.0	6.0	0	0	0	2	0	0	0	0
TOTAL		29/0	46	35	11	2.0	6.0	0	0	0	2	0	1	0	0

NICHOLAS' CAREER POSTSEASON STATISTICS

YEAR	GP/GS	TK	SO	AST	SK	YDS	INT	YDS	LG	TD	PD	FF	FR	YDS	TD
2008	ATL	1/0	2	1	1	0.0	0.0	0	0	0	0	0	0	0	0
TOTAL		1/0	2	1	1	0.0	0.0	0	0	0	0	0	0	0	0

- Additional Statistics: Totaled 12 special teams tackles in 2008, five special teams tackles in 2007.

NICHOLAS' BEST GAMES

TACKLES	SACKS	FUMBLE RECOVERIES	PASSES DEFENSED
5, Three Times	1.0, Two Times	1 vs. HOU (9/30/07)	1, Two Times
Last vs. SEA (12/30/08)	Last vs. STL (12/28/08)		Last @ NO (12/7/08)

2008 GAME-BY-GAME

DATE	OPP	TK	SO	SK	YDS	INT	YDS	FF	FR	PD
9/7	DET	0	0	0.0	0.0	0	0	0	0	0
9/14	@ TB	0	0	0.0	0.0	0	0	0	0	0
9/21	KC	0	0	0.0	0.0	0	0	0	0	0
9/28	@ CAR	1	1	0.0	0.0	0	0	0	0	0
10/5	@ GB	3	3	0.0	0.0	0	0	0	0	1
10/12	CHI	0	0	0.0	0.0	0	0	0	0	0
10/26	@ PHI	0	0	0.0	0.0	0	0	0	0	0
11/2	@ OAK	0	0	0.0	0.0	0	0	0	0	0
11/9	NO	1	1	0.0	0.0	0	0	0	0	0
11/16	DEN	1	0	0.0	0.0	0	0	0	0	0
11/23	CAR	2	1	0.0	0.0	0	0	0	0	0
11/30	@ SD	0	0	0.0	0.0	0	0	0	0	0
12/7	@ NO	0	0	0.0	0.0	0	0	0	0	1
12/14	TB	0	0	0.0	0.0	0	0	0	0	0
12/21	@ MIN	0	0	0.0	0.0	0	0	0	0	0
12/28	STL	1	1	1.0	6.0	0	0	0	0	0
TOTALS		9	7	1.0	6.0	0	0	0	0	2

2007 GAME-BY-GAME

DATE	OPP	TK	SO	SK	YDS	INT	YDS	FF	FR	PD
9/9	@ MIN	5	4	0.0	0.0	0	0	0	0	0
9/16	@ JAX	3	0	0.0	0.0	0	0	0	0	0
9/23	CAR	4	2	0.0	0.0	0	0	0	0	0
9/30	HOU	5	5	0.0	0.0	0	0	0	1	0
10/7	@ TEN	4	2	0.0	0.0	0	0	0	0	0
10/15	NYG	INACTIVE								
10/21	@ NO	INACTIVE								
11/4	SF	INACTIVE								
11/11	@ CAR	0	0	0.0	0.0	0	0	0	0	0
11/18	TB	0	0	0.0	0.0	0	0	0	0	0
11/22	IND	0	0	0.0	0.0	0	0	0	0	0
12/2	@ STL	1	1	0.0	0.0	0	0	0	0	0
12/10	NO	4	4	0.0	0.0	0	0	0	0	0
12/16	@ TB	4	4	0.0	0.0	0	0	0	0	0
12/23	@ ARZ	2	1	0.0	0.0	0	0	0	0	0
12/30	SEA	5	5	1.0	0.0	0	0	0	0	0
TOTALS		37	28	1.0	0.0	0	0	0	1	0

2008 POSTSEASON

DATE	OPP	TK	SO	SK	YDS	INT	YDS	FF	FR	PD
1/3	@ ARZ	2	1	0.0	0.0	0	0	0	0	0
TOTALS		2	1	0.0	0.0	0	0	0	0	0



32 RB

JERIOUS NORWOOD

HT: 5' 11"	WT: 209	NFL EXP: 4	ACQ: D3-'06	4 TH YEAR WITH FALCONS
BIRTHDATE: 7/29/83		COLLEGE: MISSISSIPPI STATE UNIVERSITY		

TRANSACTIONS

- Originally selected as a third round (79th pick overall) draft choice by Atlanta in 2006.

CAREER

- Has posted a total of 2,948 kickoff return yards, which ranks third in team annals. His 25.4-yard career kickoff return average currently ranks second in the 44-year history of the franchise.
- Overtook William Andrews with 2,207 combined yards, a franchise record in 2007, which included 1,317 kickoff return yards.
- Boasts a career average of 5.8 yards per carry. Of his 633 rushing yards in 2006, 424 came in the fourth quarter, ranking him second in the NFL behind Chiefs RB Larry Johnson (430).
- Was the third player in NFL history to have his first three career touchdown runs each go over 60-plus yards. His 78-yard touchdown run against Arizona in Week 4 marked the second longest in Falcons history behind RB Warrick Dunn's 90-yard touchdown carry the following week against the New York Jets.
- Impressed scouts with the fastest 40-time (4.33) at the 2006 NFL Combine.

2008 (FALCONS)

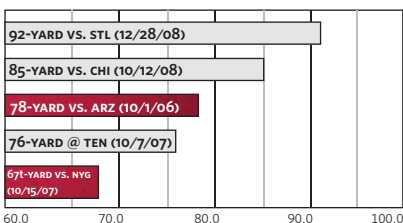
- Competed in all 16 games and totaled 95 rushes for 489 yards (5.1 avg.), 36 receptions for 338 yards, six touchdowns and registered 1,311 kickoff return yards on 51 attempts (25.7 avg.), which ranked fourth in the NFC.
- Registered 164 all-purpose yards vs. Detroit (9/7) by posting 93 rushing yards on 14 carries with one TD, 65 kickoff return yards on two attempts and six receiving yards on two catches.
- Logged 178 kickoff return yards on four attempts vs. Chicago (10/12), including an 85-yard return

NORWOOD'S LONGEST PLAYS

(2006-2008)

KICKOFF RETURN ☐

RUSH ☒



in the fourth quarter. Added 31 rushing yards on three carries and hauled in one reception for one yard on offense to record 215 all-purpose yards.

- Notched 178 all-purpose yards by recording 17 rushing yards, 73 kickoff return yards and 88 receiving yards on two catches and his first career receiving touchdown vs. New Orleans (11/9).
- Recorded his fourth touchdown of the season (second receiving) on an eight-yard shovel pass from quarterback Matt Ryan in the second quarter at Minnesota (12/21). Also returned three kickoffs for 80 yards.
- Posted a career-high 192 kickoff return yards while also recording a 92-yard return in the second quarter against St. Louis (12/28). Also totaled three rushes for 56 yards, which included a 45-yard TD in the fourth quarter to seal a Falcons victory and added one reception for 22 yards.
- Finished second on the team in rushing with 613 yards on 103 carries with one touchdown. Also contributed with 277 receiving yards and 1,317 kickoff return yards.
- Recorded three kickoff returns for 144 yards (48.0 avg.) including a season-long 76-yard return at Tennessee (10/7) in addition to collecting 23 rushing yards on six carries on the ground.



- Posted a career-high 225 all-purpose yards vs. New York (10/15) by rushing for a season-high 87 yards (14.5 avg.) on six carries with one touchdown (67 yards), and recording four receptions for a season-high 51 yards in addition to adding 87 yards on five kickoff return yards on five attempts.
- Started his first career NFL game vs. Indianapolis (11/22) and recorded 33 rushing yards on six attempts. Tallied six kickoff return attempts for a season-high 158 yards on special teams.

2006 (FALCONS)

- Played in 14 contests and ranked third on the team with 633 rushing yards on 99 carries (6.4 avg.) with two touchdowns to go along with 12 receptions for 102 yards. Also returned 13 kickoffs for 320 yards.
- Posted 106 rushing yards on six carries (17.7 avg.), including a career-long and then team record long 78-yard TD run vs. Arizona (10/1). Part of a rushing attack that rushed for over 200 yards for the third time in four games.
- Registered a career-high 107 yards on nine carries with one touchdown at Washington (12/3). Part of a running game that totaled 256 yards on the ground in a 24-14 win over the Redskins.

COLLEGE

- Started 29 of 46 games for the Mississippi State Bulldogs, setting a school record with 3,222 career rushing yards on 573 carries (5.6 avg.) with 15 touchdowns. As a three-year starter, he rushed for over 100 yards on 13 occasions, surpassing the previous school record of 12.
- Recipient of the Conerly Award as a senior, which

is given to the top college player in the state of Mississippi, after leading the team rushing with 191 carries for 1,136 yards (5.9 avg.) with six touchdowns and no fumbles as a senior.

- Started every game as a junior as he became the sixth player in school history to rush for over 1,000 yards in a season, rushing for 1,050 yards on 195 carries with seven touchdowns.
- Named to the Knoxville News SEC All-Freshman team as a kickoff returner. Finished second on the club with 66 rushes for 394 yards and returned 14 kickoffs for 292 yards.

PERSONAL

- Played football, baseball, basketball and track at Brandon (MI) High School, where he recorded 92 career touchdowns to rank fourth all-time on the state career-scoring list and accounted for more than 8,000 all-purpose yards.
- Named Mississippi's Gatorade Player of the Year as a senior as he rushed for 2,152 yards and scored 32 touchdowns. Also caught nine passes for 165 yards and three touchdowns, while averaging 46.9 yards on six kickoff returns with one touchdown. Also rushed for a school record 367 yards during a playoff game.
- Totaled 3,229 all-purpose yards and 38 touchdowns during a standout junior season.
- Born Jerious Montreal Norwood on July 29, 1983 in Jackson, Mississippi. Has one daughter, Janila.

NORWOOD'S CAREER OFFENSIVE STATISTICS

YEAR	RUSHING						RECEIVING				
	GP/GS	ATT	YDS	AVG	LG	TD	REC	YDS	AVG	LG	TD
2006 ATL	14/0	99	633	6.4	78t	2	12	102	8.5	32	0
2007 ATL	15/2	103	613	6.0	67t	1	28	277	9.9	46	0
2008 ATL	16/0	95	489	5.1	45	4	36	338	9.4	67t	2
TOTALS	45/2	297	1,735	5.8	78t	7	76	717	9.4	67t	2

NORWOOD'S CAREER POSTSEASON STATISTICS

YEAR	RUSHING						RECEIVING				
	GP/GS	ATT	YDS	AVG	LG	TD	REC	YDS	AVG	LG	TD
2008 ATL	1/0	2	12	6.0	8	0	1	28	28.0	28	0
TOTALS	1/0	2	12	6.0	8	0	1	28	28.0	28	0



NORWOOD'S CAREER RETURN STATISTICS

YEAR	PUNT RETURNS						KICKOFF RETURNS				
	NO	FC	YDS	AVG	LG	TD	NO	YDS	AVG	LG	TD
2006 ATL	0	0	0	0.0	0	0	13	320	24.6	37	0
2007 ATL	0	0	0	0.0	0	0	52	1,317	25.3	76	0
2008 ATL	0	0	0	0.0	0	0	51	1,311	25.7	92	0
TOTALS	0	0	0	0.0	0	0	116	2,948	25.4	92	0

NORWOOD'S POSTSEASON RETURN STATISTICS

YEAR	PUNT RETURNS						KICKOFF RETURNS				
	NO	FC	YDS	AVG	LG	TD	NO	YDS	AVG	LG	TD
2008 ATL	0	0	0	0.0	0	0	2	54	27.0	30	0
TOTALS	0	0	0	0.0	0	0	2	54	27.0	30	0

- Additional Statistics: Three special teams tackles, one pass attempt vs. Tampa Bay (9/17/06) in 2006, Four special teams tackles in 2008.

NORWOOD'S BEST GAMES

RUSHES	RUSHING YARDS	LONG	TOUCHDOWNS
14, Two Times	107 @ WAS (12/3/06)	78t vs. ARI (10/1/06)	2 vs. STL (12/28/08)
Last @ OAK (11/2/08)	106 vs. ARI (10/01/06)	69t @ WAS (12/3/06)	

NORWOOD'S BEST RECEIVING GAMES

RECEPTIONS	RECEPTION YARDS	LONG	TOUCHDOWNS
5 @ PHI (10/26/08)	88 vs. NO (11/9/08)	67t vs. NO (11/9/08)	1, Two Times
			Last @ MIN (12/21/08)

2008 GAME-BY-GAME										
DATE	OPP	RUSHING				RECEIVING				LG TD
		RUSH	YDS	AVG	LG	REC	YDS	AVG	LG	
9/7	DET	14	93	6.6	17	1	2	6	3.0	3 0
9/14	@ TB	6	18	3.0	6	0	1	8	8.0	8 0
9/21	KC	11	75	6.8	44	0	1	30	30.0	30 0
9/28	@ CAR	3	51	17.0	40	0	4	1	0.3	7 0
10/5	@ GB	4	12	3.0	5	0	3	9	3.0	7 0
10/12	CHI	3	31	10.3	21	0	1	6	6.0	6 0
10/26	@ PHI	4	5	1.3	4	0	5	55	11.0	20 0
11/2	@ OAK	14	63	4.8	12t	1	2	20	10.0	14 0
11/9	NO	6	17	2.8	8	0	2	88	44.0	67t 1
11/16	DEN	4	18	4.5	12	0	3	25	8.3	11 0
11/23	CAR	4	11	2.8	8	0	1	5	5.0	5 0
11/30	@ SD	4	18	4.5	10	0	2	8	4.0	8 0
12/7	@ NO	5	18	3.6	11	0	4	20	5.0	9 0
12/14	TB	4	-7	-1.7	2	0	2	24	12.0	17 0
12/21	@ MIN	6	10	1.7	8	0	2	11	5.5	8 1
12/28	STL	3	56	18.7	45	2	1	22	22.0	22 0
TOTALS		95	489	5.1	45	4	36	338	9.4	67t 2

2008 POSTSEASON										
DATE	OPP	RUSHING				RECEIVING				LG TD
		RUSH	YDS	AVG	LG	REC	YDS	AVG	LG	
1/3	@ ARZ	2	12	6.0	8	0	1	28	28.0	28 0
TOTALS		2	12	6.0	8	0	1	28	28.0	28 0

2008 GAME-BY-GAME													
DATE	OPP	PUNT RETURNS					KICKOFF RETURNS						
		NO	YDS	LG	TD		NO	YDS	AVG	LG	TD	COM	YDS
9/7	DET	0	0	0	0		2	65	32.5	34	0		164
9/14	@ TB	0	0	0	0		4	84	21.0	24	0		110
9/21	KC	0	0	0	0		2	44	22.0	36	0		149
9/28	@ CAR	0	0	0	0		2	37	18.5	20	0		89
10/5	@ GB	0	0	0	0		3	85	28.3	54	0		106
10/12	CHI	0	0	0	0		4	178	44.5	85	0		215
10/26	@ PHI	0	0	0	0		4	68	17.0	21	0		128
11/2	@ OAK	0	0	0	0		1	26	26.0	26	0		109
11/9	NO	0	0	0	0		2	73	36.5	55	0		178
11/16	DEN	0	0	0	0		4	80	20.0	26	0		123
11/23	CAR	0	0	0	0		3	47	15.7	25	0		63
11/30	@ SD	0	0	0	0		3	54	18.0	23	0		80
12/7	@ NO	0	0	0	0		6	142	23.7	31	0		180
12/14	TB	0	0	0	0		3	56	18.7	20	0		73
12/21	@ MIN	0	0	0	0		3	80	26.7	35	0		101
12/28	STL	0	0	0	0		5	192	38.4	92	0		270
TOTALS		0	0	0	0		51	1,311	25.7	92	0		2,138

2008 POSTSEASON													
DATE	OPP	PUNT RETURNS					KICKOFF RETURNS						
		NO	YDS	LG	TD		NO	YDS	AVG	LG	TD	COM	YDS
1/3	@ ARZ	0	0	0	0		2	54	27.0	30	0		94
TOTALS		0	0	0	0		2	54	27.0	30	0		94



2007 GAME-BY-GAME												
DATE	OPP	RUSHING				RECEIVING				LG	TD	
		RUSH	YDS	AVG		REC	YDS	AVG				
9/9	@ MIN	5	33	6.6	16	0	2	24	12.0	15	0	
9/16	@ JAX	9	30	3.3	8	0	1	13	13.0	13	0	
9/23	CAR	6	32	5.3	26	0	3	34	11.3	15	0	
9/30	HOU	9	29	3.2	10	0	2	16	8.0	8	0	
10/7	@ TEN	6	23	3.8	9	0	2	4	2.0	10	0	
10/15	NYG	6	87	14.5	67	1	4	51	12.8	21	0	
10/21	@ NO	6	38	6.3	30	0	3	1	0.3	3	0	
11/4	SF	6	39	6.5	13	0	0	0	0.0	0	0	
11/11	@ CAR	INACTIVE										
11/18	TB	2	4	2.0	5	0	2	10	5.0	8	0	
11/22	IND	6	33	5.5	14	0	1	9	9.0	9	0	
12/2	@ STL	8	94	11.8	36	0	3	21	7.0	9	0	
12/10	NO	6	21	3.5	7	0	2	57	28.5	46	0	
12/16	@ TB	9	73	8.1	29	0	0	0	0.0	0	0	
12/23	@ ARZ	7	33	4.7	12	0	1	-4	-4.0	-4	0	
12/30	SEA	11	46	4.2	11	0	2	41	20.5	35	0	
TOTALS		102	615	6.0	67	1	28	277	9.9	46	0	

2007 GAME-BY-GAME												
DATE	OPP	PUNT RETURNS				KICKOFF RETURNS				COM	YDS	
		NO	YDS	LG	TD	NO	YDS	AVG	LG			
9/9	@ MIN	0	0	0	0	0	0	0.0	0	0	57	
9/16	@ JAX	0	0	0	0	2	44	22.0	28	0	87	
9/23	CAR	0	0	0	0	5	145	29.0	46	0	211	
9/30	HOU	0	0	0	0	3	68	22.7	35	0	113	
10/7	@ TEN	0	0	0	0	3	144	48.0	76	0	171	
10/15	NYG	0	0	0	0	5	87	17.4	24	0	225	
10/21	@ NO	0	0	0	0	2	38	19.0	20	0	77	
11/4	SF	0	0	0	0	4	96	24.0	30	0	135	
11/11	@ CAR	INACTIVE										
11/18	TB	0	0	0	0	5	110	22.0	27	0	124	
11/22	IND	0	0	0	0	6	158	26.3	37	0	200	
12/2	@ STL	0	0	0	0	3	66	22.0	32	0	181	
12/10	NO	0	0	0	0	3	73	24.3	31	0	151	
12/16	@ TB	0	0	0	0	2	32	16.0	19	0	105	
12/23	@ ARZ	0	0	0	0	5	133	26.6	29	0	162	
12/30	SEA	0	0	0	0	4	123	30.8	46	0	210	
TOTALS		0	0	0	0	52	1,317	25.3	76	0	2,209	

2006 GAME-BY-GAME												
DATE	OPP	RUSHING				RECEIVING				LG	TD	
		RUSH	YDS	AVG		REC	YDS	AVG				
9/10	@ CAR	10	66	6.6	16	0	0	0	0.0	0	0	
9/17	TB	9	45	5.0	23	0	1	12	12.0	12	0	
9/25	@ NO	1	0	0.0	0	0	0	0	0.0	0	0	
10/1	ARZ	6	106	17.7	78	1	0	0	0.0	0	0	
10/15	NYG	4	9	2.3	6	0	1	2	2.0	2	0	
10/22	PIT	8	64	8.0	36	0	1	5	5.0	5	0	
10/29	@ CIN	9	31	3.4	10	0	2	39	19.5	32	0	
11/5	@ DET	5	34	6.8	11	0	1	5	5.0	5	0	
11/12	CLE	INACTIVE										
11/19	@ BAL	3	2	0.7	2	0	0	0	0.0	0	0	
11/26	NO	13	54	4.2	15	0	2	7	3.5	10	0	
12/3	@ WAS	9	107	11.9	69	1	0	0	0.0	0	0	
12/10	@ TB	7	32	4.6	12	0	1	4	4.0	4	0	
12/16	DAL	INACTIVE										
12/24	CAR	5	20	4.0	6	0	0	0	0.0	0	0	
12/31	@ PHI	10	63	6.3	18	0	3	28	9.3	17	0	
TOTALS		99	633	6.4	78	2	12	102	8.5	32	0	

2006 GAME-BY-GAME												
DATE	OPP	PUNT RETURNS				KICKOFF RETURNS				COM	YDS	
		NO	YDS	LG	TD	NO	YDS	AVG	LG			
9/10	@ CAR	0	0	0	0	0	0	0.0	0	0	66	
9/17	TB	0	0	0	0	0	0	0.0	0	0	57	
9/25	@ NO	0	0	0	0	2	69	34.5	35	0	69	
10/1	ARZ	0	0	0	0	0	0	0.0	0	0	106	
10/15	NYG	0	0	0	0	1	22	22.0	22	0	33	
10/22	PIT	0	0	0	0	1	27	27.0	27	0	96	
10/29	@ CIN	0	0	0	0	0	0	0.0	0	0	70	
11/5	@ DET	0	0	0	0	2	19	9.5	10		58	
11/12	CLE	INACTIVE										
11/19	@ BAL	0	0	0	0	4	93	23.3	30	0	95	
11/26	NO	0	0	0	0	1	37	37.0	37	0	98	
12/3	@ WAS	0	0	0	0	2	53	26.5	27	0	160	
12/10	@ TB	0	0	0	0	0	0	0.0	0	0	36	
12/16	DAL	INACTIVE										
12/24	CAR	0	0	0	0	0	0	0.0	0	0	20	
12/31	@ PHI	0	0	0	0	0	0	0.0	0	0	91	
TOTALS		0	0	0	0	13	320	24.6	37	0	1,055	



76 OT

QUINN OJINNAKA

HT: 6' 5"	WT: 299	NFL EXP: 4	ACQ: D5-'06	4 TH YEAR WITH FALCONS
BIRTHDATE: 4/23/84		COLLEGE: SYRACUSE UNIVERSITY		

TRANSACTIONS

- Originally selected as a fifth round (139th pick overall) draft choice by Atlanta in 2006.

2008 (FALCONS)

- Saw action in eight games, the majority of which on special teams.

2007 (FALCONS)

- Competed in 11 games while making seven starts at left tackle.
- Started his first career NFL game at left tackle vs. San Francisco (11/4) and blocked for a running game that totaled a season-high 155 yards.

- Started at left tackle for a offensive unit that tallied 405 total yards of offense at Arizona (12/23).

2006 (FALCONS)

- Played in 11 contests, did not play in four games and was inactive for one week as a rookie.
- Saw action on special teams in Weeks 1-4 and 8-13.
- Saw his first action on the offensive line when he replaced an injured Wayne Gandy vs Tampa Bay (9/17).

COLLEGE

- Played in 44 games with 23 starts in his four-year career at Syracuse.
- Played in the 2006 Las Vegas All-American Classic for the victorious East squad after starting all 11 games for Syracuse as a senior.
- Started all 12 games as a junior as part of an offensive line that blocked for the first Syracuse duo to each run for 800 yards (Damien Rhodes & Walter Reyes) since 1979. The team allowed only 19 sacks, the second-fewest in the Big East.

PERSONAL

- Earned All-Prince George County offensive lineman honors as a senior at DeMatha Catholic (Seabrook, MD) High School, where he helped his team complete an 11-0 season that included the Washington Catholic Athletic Conference championship.
- Born Quinn Ojinnaka on April 23, 1984 in Seabrook, Maryland.


OJINNAKA'S CAREER GAMES PLAYED/STARTED

2008	2007	2006
ATL	ATL	ATL
8/0	11/7	11/0
TOTAL	30/7	

OJINNAKA'S CAREER POSTSEASON GAMES PLAYED/STARTED


2008
ATL
0/0
TOTAL 0/0





87

TE



JUSTIN PEELE

HT: 6' 4"	WT: 251	NFL EXP: 8	ACQ: FA-'08	2 ND YEAR WITH FALCONS
BIRTHDATE: 3/15/79		COLLEGE: UNIVERSITY OF OREGON		

TRANSACTIONS

- Originally selected as a fourth-round draft choice (103rd overall) by the San Diego Chargers in 2002.
- Signed as a free agent by the Miami Dolphins on March 20, 2006.
- Signed as a free agent by Atlanta on August 31, 2008.

CAREER

- Has competed in 109 games (50 starts) in seven NFL seasons and has caught 100 career passes for 773 yards and nine touchdowns.

2008 (FALCONS)

- Competed in 16 games with 11 starts and totaled 15 receptions for 159 yards (10.6 avg.) and two touchdowns.
- Recorded two grabs for 15 yards and his first touchdown in a Falcons uniform at Green Bay (10/5).
- Posted a season-high 38 receiving yards on three receptions at San Diego (11/30), including a season-long 18-yard touchdown reception.
- Started at tight end in Atlanta's Wild Card contest at Arizona (1/3/09) and caught three passes for 11 yards and one touchdown.

2007 (DOLPHINS)

- Competed in all 16 games starting in 10 and tallied career-high totals of 29 receptions for 228 yards and two touchdowns.
- Posted at least one reception in 13 of 16 games.
- Caught one touchdown reception in the season opener at Washington (9/9).
- Totaled 10 receptions for 84 yards in back-to-back contests against New England (10/21) and the New York Giants (10/28).

2006 (DOLPHINS)

- Played in 15 games, starting in 10 and finished the season with 16 catches for 116 yards and one touchdown.
- Caught a season-high three catches for 21 yards and one touchdown on an 11-yard pass versus Minnesota (11/19).

2005 (CHARGERS)

- Saw action in all 16 games with four starts and caught 11 passes for 38 yards and one touchdown.
- Caught three passes for 20 yards and one touchdown pass from RB LaDainian Tomlinson against Oakland (10/31).

2004 (CHARGERS)

- Started in four of 16 contests and recorded 10 receptions for 84 yards and two touchdowns.
- Caught a 10-yard touchdown from Drew Brees in a Chargers victory over Tennessee (10/3) and notched his second score of the year on a 17-yard strike against Oakland (10/31).

2003 (CHARGERS)

- Appeared in 15 games starting in nine and caught 16 passes for 133 yards and one touchdown.
- Caught lone touchdown pass on a seven-yard strike from Drew Brees at Oakland (9/28).

2002 (CHARGERS)

- Saw action in 15 games during his rookie campaign while catching three passes for 15 yards.

COLLEGE

- Started 28 of 42 games at Oregon totaling 63 receptions for 944 yards and 14 touchdowns.
- Was a first-team All-Pac 10 selection as a senior when he caught 34 passes for 491 yards and nine touchdowns.



PERSONAL

- Attended Dublin High School (CA) and earned first-team Tri-County Athletic League offensive and defensive honors.

- Peelle and his wife, Sara, have one son, Morris David, and one daughter Ada Jean.

PEELLE'S CAREER STATISTICS

YEAR	GP/GS	RECEIVING					ATT	RUSHING				
		REC	YDS	AVG	LG	TD		YDS	AVG	LG	TD	
2002 SD	15/2	3	15	5.0	10	0	0	0	0.0	0	0	
2003 SD	15/9	16	133	8.3	24	1	0	0	0.0	0	0	
2004 SD	16/4	10	84	8.4	17t	2	0	0	0.0	0	0	
2005 SD	16/4	11	38	3.5	11	1	0	0	0.0	0	0	
2006 MIA	15/10	16	116	7.3	25	1	0	0	0.0	0	0	
2007 MIA	16/10	29	228	7.9	35	2	0	0	0.0	0	0	
2008 ATL	16/11	15	159	10.6	18t	2	0	0	0.0	0	0	
TOTALS	109/50	100	773	7.7	35	9	0	0	0.0	0	0	

PEELLE'S CAREER POSTSEASON STATISTICS

YEAR	GP/GS	RECEIVING					ATT	RUSHING				
		REC	YDS	AVG	LG	TD		YDS	AVG	LG	TD	
2004 SD	1/1	3	34	11.3	20	0	0	0	0.0	0	0	
2008 ATL	1/1	3	11	3.7	6	1	0	0	0.0	0	0	
TOTALS	2/2	6	45	7.5	20	1	0	0	0.0	0	0	

- Additional Statistics: One kickoff return in 2007, One kickoff return for 14 yards in 2003.

PEELLE'S BEST GAMES

RECEPTIONS	YARDS	LONG	TOUCHDOWNS
6 vs. NYG (10/28/07)	45 vs. OAK (9/30/07)	35 vs. OAK (9/30/07)	1, Nine Times
Last @ SD (11/30/08)			

2008 GAME-BY-GAME

DATE	OPP	RECEIVING					RUSHING				
		REC	YDS	AVG	LG	TD	RSH	YDS	AVG	LG	TD
9/7	DET	1	13	13.0	13	0	0	0	0.0	0	0
9/14	@ TB	0	0	0.0	0	0	0	0	0.0	0	0
9/21	KC	1	7	7.0	7	0	0	0	0.0	0	0
9/28	@ CAR	0	0	0.0	0	0	0	0	0.0	0	0
10/5	@ GB	2	15	7.5	14	1	0	0	0.0	0	0
10/12	CHI	0	0	0.0	0	0	0	0	0.0	0	0
10/26	@ PHI	1	17	17.0	17	0	0	0	0.0	0	0
11/2	@ OAK	3	33	11.0	16	0	0	0	0.0	0	0
11/9	NO	1	14	14.0	14	0	0	0	0.0	0	0
11/16	DEN	0	0	0.0	0	0	0	0	0.0	0	0
11/23	CAR	0	0	0.0	0	0	0	0	0.0	0	0
11/30	@ SD	3	38	12.7	18t	1	0	0	0.0	0	0
12/7	@ NO	1	9	9.0	9	0	0	0	0.0	0	0
12/14	TB	1	5	5.0	5	0	0	0	0.0	0	0
12/21	@ MIN	1	8	8.0	8	0	0	0	0.0	0	0
12/28	STL	0	0	0.0	0	0	0	0	0.0	0	0
TOTALS		15	159	10.6	18t	2	0	0	0.0	0	0

2007 GAME-BY-GAME

DATE	OPP	RECEIVING					RUSHING				
		REC	YDS	AVG	LG	TD	RSH	YDS	AVG	LG	TD
9/9	@ WAS	2	12	6.0	11	1	0	0	0.0	0	0
9/16	DAL	0	0	0.0	0	0	0	0	0.0	0	0
9/23	@ NYJ	1	3	3.0	3	0	0	0	0.0	0	0
9/30	OAK	3	45	15.0	35	1	0	0	0.0	0	0
10/7	@ HOU	1	5	5.0	5	0	0	0	0.0	0	0
10/14	@ CLE	0	0	0.0	0	0	0	0	0.0	0	0
10/21	NE	4	42	10.5	13	0	0	0	0.0	0	0
10/28	NYG	6	42	7.0	10	0	0	0	0.0	0	0
11/11	BUF	2	15	7.5	9	0	0	0	0.0	0	0
11/18	@ PHI	2	27	13.5	21	0	0	0	0.0	0	0
11/26	@ PIT	2	3	1.5	2	0	0	0	0.0	0	0
12/2	NYJ	1	11	11.0	11	0	0	0	0.0	0	0
12/9	@ BUF	1	1	1.0	1	0	0	0	0.0	0	0
12/16	BAL	0	0	0.0	0	0	0	0	0.0	0	0
12/23	@ NE	2	7	3.5	5	0	0	0	0.0	0	0
12/30	CIN	2	15	7.5	9	0	0	0	0.0	0	0
TOTALS		29	228	7.9	35	2	0	0	0.0	0	0

2008 POSTSEASON

DATE	OPP	RECEIVING					RUSHING				
		REC	YDS	AVG	LG	TD	RSH	YDS	AVG	LG	TD
1/3	@ ARZ	3	11	3.7	6	1	0	0	0.0	0	0
TOTALS		3	11	3.7	6	1	0	0	0.0	0	0



2006 GAME-BY-GAME												
DATE	OPP	RECEIVING				RUSHING				RSH	YDS	AVG
		REC	YDS	AVG	LG TD	LG	TD	AVG	LG TD			
9/7	@ PIT	1	16	16.0	16	0	0	0.0	0	0	0	0
9/17	BUF	0	0	0.0	0	0	0	0.0	0	0	0	0
9/24	TEN	0	0	0.0	0	0	0	0.0	0	0	0	0
10/1	@ HOU	1	7	7.0	7	0	0	0.0	0	0	0	0
10/8	@ NE	2	6	3.0	5	0	0	0.0	0	0	0	0
10/15	@ NYJ	INACTIVE										
10/22	GB	0	0	0.0	0	0	0	0.0	0	0	0	0
11/5	@ CHI	1	2	2.0	2	0	0	0.0	0	0	0	0
11/12	KC	2	14	7.0	15	0	0	0.0	0	0	0	0
11/19	MIN	3	21	7.0	11	1	0	0.0	0	0	0	0
11/23	@ DET	1	3	3.0	3	0	0	0.0	0	0	0	0
12/3	JAX	0	0	0.0	0	0	0	0.0	0	0	0	0
12/10	NE	1	7	7.0	7	0	0	0.0	0	0	0	0
12/17	@ BUF	1	9	9.0	9	0	0	0.0	0	0	0	0
12/25	NYJ	1	0	0.0	0	0	0	0.0	0	0	0	0
12/31	@ IND	2	31	15.5	25	0	0	0.0	0	0	0	0
TOTALS		16	116	7.3	25	1	0	0	0.0	0	0	0

2005 GAME-BY-GAME												
DATE	OPP	RECEIVING				RUSHING				RSH	YDS	AVG
		REC	YDS	AVG	LG TD	LG	TD	AVG	LG TD			
9/11	DAL	2	-4	-2.0	-1	0	0	0.0	0	0	0	0
9/18	@ DEN	0	0	0.0	0	0	0	0.0	0	0	0	0
9/25	NYG	1	1	1.0	1	0	0	0.0	0	0	0	0
10/2	@ NE	1	5	5.0	5	0	0	0.0	0	0	0	0
10/10	PIT	0	0	0.0	0	0	0	0.0	0	0	0	0
10/16	@ OAK	3	20	6.6	10	1	0	0.0	0	0	0	0
10/23	@ PHI	1	5	5.0	5	0	0	0.0	0	0	0	0
10/30	KC	1	0	0.0	0	0	0	0.0	0	0	0	0
11/6	@ NYJ	0	0	0.0	0	0	0	0.0	0	0	0	0
11/20	BUF	0	0	0.0	0	0	0	0.0	0	0	0	0
11/27	@ WAS	0	0	0.0	0	0	0	0.0	0	0	0	0
12/4	OAK	0	0	0.0	0	0	0	0.0	0	0	0	0
12/11	MIA	1	11	11.0	11	0	0	0.0	0	0	0	0
12/18	@ IND	0	0	0.0	0	0	0	0.0	0	0	0	0
12/24	@ KC	1	0	0.0	0	0	0	0.0	0	0	0	0
12/31	DEN	0	0	0.0	0	0	0	0.0	0	0	0	0
TOTALS		11	38	3.5	11	1	0	0	0.0	0	0	0

2004 GAME-BY-GAME												
DATE	OPP	RECEIVING				RUSHING				RSH	YDS	AVG
		REC	YDS	AVG	LG TD	LG	TD	AVG	LG TD			
9/12	@ HOU	0	0	0.0	0	0	0	0.0	0	0	0	0
9/19	NYJ	0	0	0.0	0	0	0	0.0	0	0	0	0
9/26	@ DEN	0	0	0.0	0	0	0	0.0	0	0	0	0
10/3	TEN	1	10	10.0	10	1	0	0.0	0	0	0	0
10/10	JAX	0	0	0.0	0	0	0	0.0	0	0	0	0
10/17	@ ATL	1	8	8.0	8	0	0	0.0	0	0	0	0
10/24	@ CAR	1	6	6.0	6	0	0	0.0	0	0	0	0
10/31	OAK	3	28	9.3	17	1	0	0.0	0	0	0	0
11/7	NO	0	0	0.0	0	0	0	0.0	0	0	0	0
11/21	@ OAK	0	0	0.0	0	0	0	0.0	0	0	0	0
11/28	@ KC	1	4	4.0	4	0	0	0.0	0	0	0	0
12/5	DEN	1	6	6.0	6	0	0	0.0	0	0	0	0
12/12	TB	1	9	9.0	9	0	0	0.0	0	0	0	0
12/19	@ CLE	0	0	0.0	0	0	0	0.0	0	0	0	0
12/26	@ IND	0	0	0.0	0	0	0	0.0	0	0	0	0
1/2	KC	1	13	13.0	13	0	0	0.0	0	0	0	0
TOTALS		10	84	8.4	17	2	0	0	0.0	0	0	0

2004 POSTSEASON												
DATE	OPP	RECEIVING				RUSHING				RSH	YDS	AVG
		REC	YDS	AVG	LG TD	LG	TD	AVG	LG TD			
1/8	NYJ	3	34	11.3	20	0	0	0.0	0	0	0	0
TOTALS		3	34	11.3	20	0	0	0	0.0	0	0	0

2003 GAME-BY-GAME												
DATE	OPP	RECEIVING				RUSHING				RSH	YDS	AVG
		REC	YDS	AVG	LG TD	LG	TD	AVG	LG TD			
9/7	@ KC	0	0	0.0	0	0	0	0.0	0	0	0	0
9/14	DEN	3	26	8.7	17	0	0	0.0	0	0	0	0
9/21	BAL	4	24	6.0	8	0	0	0.0	0	0	0	0
9/28	@ OAK	3	24	8.0	11	1	0	0.0	0	0	0	0
10/5	@ JAX	0	0	0.0	0	0	0	0.0	0	0	0	0
10/19	@ CLE	0	0	0.0	0	0	0	0.0	0	0	0	0
10/27	MIA	0	0	0.0	0	0	0	0.0	0	0	0	0
11/2	@ CHI	2	23	11.5	17	0	0	0.0	0	0	0	0
11/9	MIN	1	6	6.0	6	0	0	0.0	0	0	0	0
11/16	@ DEN	0	0	0.0	0	0	0	0.0	0	0	0	0
11/23	CIN	0	0	0.0	0	0	0	0.0	0	0	0	0
11/30	KC	0	0	0.0	0	0	0	0.0	0	0	0	0
12/7	@ DET	INACTIVE										
12/14	GB	1	1	1.0	1	0	0	0.0	0	0	0	0
12/21	@ PIT	2	29	14.5	24	0	0	0.0	0	0	0	0
12/28	OAK	0	0	0.0	0	0	0	0.0	0	0	0	0
TOTALS		16	133	8.3	24	1	0	0	0.0	0	0	0

2002 GAME-BY-GAME												
DATE	OPP	RECEIVING				RUSHING				RSH	YDS	AVG
		REC	YDS	AVG	LG TD	LG	TD	AVG	LG TD			
9/8	@ CIN	0	0	0.0	0	0	0	0.0	0	0	0	0
9/15	HOU	DID NOT PLAY										
9/22	@ ARZ	0	0	0.0	0	0	0	0.0	0	0	0	0
9/29	NE	0	0	0.0	0	0	0	0.0	0	0	0	0
10/6	@ DEN	0	0	0.0	0	0	0	0.0	0	0	0	0
10/13	KC	0	0	0.0	0	0	0	0.0	0	0	0	0
10/20	@ OAK	0	0	0.0	0	0	0	0.0	0	0	0	0
11/3	NYJ	0	0	0.0	0	0	0	0.0	0	0	0	0
11/10	@ STL	0	0	0.0	0	0	0	0.0	0	0	0	0
11/17	SF	1	2	2.0	2	0	0	0.0	0	0	0	0
11/24	@ MIA	1	3	3.0	3	0	0	0.0	0	0	0	0
12/1	DEN	0	0	0.0	0	0	0	0.0	0	0	0	0
12/8	OAK	0	0	0.0	0	0	0	0.0	0	0	0	0
12/15	@ BUF	1	10	10.0	10	0	0	0.0	0	0	0	0
12/22	@ KC	0	0	0.0	0	0	0	0.0	0	0	0	0
12/29	SEA	0	0	0.0	0	0	0	0.0	0	0	0	0
TOTALS		3	15	10.0	10	0	0	0	0.0	0	0	0





53 LB



MIKE PETERSON

HT: 6' 1"	WT: 233	NFL EXP: 11	ACQ: UFA-'09 (JAX) 1 ST YEAR WITH FALCONS
BIRTHDATE: 6/17/76		COLLEGE: UNIVERSITY OF FLORIDA	

TRANSACTIONS

- Originally selected by the Indianapolis Colts in the second round (36th overall) of the 1999 NFL Draft.
- Signed by Jacksonville as an unrestricted free agent on March 13, 2003.
- Signed by Atlanta as a free agent on March 10, 2008.
- Recorded 10 tackles and his lone sack of the season in his 125th career start at Cincinnati (11/2).
- Saw action at weakside linebacker at Houston (12/1) and notched six tackles while becoming only the second player in team history to have at least 800 career tackles.
- Started at middle linebacker and led the team with 15 stops (11 solo) at Baltimore (12/28).

CAREER

- In 135 career games (127 starts), Peterson has totaled 1,365 tackles (792 solo), 19.5 sacks, 15 interceptions, 40 passes defended, six forced fumbles and seven fumbles recoveries.
- Scored his only NFL touchdown on a 26-yard interception return against the Baltimore Ravens in 2005.
- Collected 837 tackles in his Jaguars career, which ranks second in team history behind safety Donovan Darius (858).
- Has tallied double-digit tackles in 73 career games and 15-plus tackles in 23 games.
- Recorded 10 tackles and his lone sack of the season in his 125th career start at Cincinnati (11/2).
- Saw action at weakside linebacker at Houston (12/1) and notched six tackles while becoming only the second player in team history to have at least 800 career tackles.
- Started at middle linebacker and led the team with 15 stops (11 solo) at Baltimore (12/28).

2008 (JAGUARS)

- Started 15 games and led the Jaguars with 139 tackles, which marked his eighth season with 100-plus stops.
- Led the defense with nine tackles at Tennessee (9/7) and became the third player in franchise history to surpass 700 career tackles with the Jaguars.
- Led the team in tackles with 15 vs. Buffalo (9/14).
- Finished third on the team with 116 tackles (71 solo) along with two sacks, one interception, one forced fumble and one fumble recovery in 10 games.
- Was inactive for the final six games of the season and Jacksonville's playoff contest after undergoing surgery for a broken right hand suffered against San Diego on November 18.
- Led the team with a season-high 16 tackles and one forced fumble in the season opener against Tennessee (9/9).
- Led the team with 12 tackles against Atlanta (9/16) becoming the third player in team history to surpass 600 career tackles.
- Recorded a team-high 15 tackles and registered his first interception and fumble recovery of the season at Tennessee (11/11). Surpassed 100 tackles for the seventh time in nine NFL seasons.

2006 (JAGUARS)

- Started five games and posted 47 tackles (27 solo) before suffering a torn left pectoral muscle on October 8 against the New York Jets.
- Was placed on injured reserve on October 11.
- Led the team with 11 tackles (seven solo) and one interception in a season-opening victory against Dallas (9/10).



- Followed with a team-high 11 tackles in his 50th consecutive start with Jacksonville vs. Pittsburgh (9/18).

- Finished with 11 tackles (seven solo) at Washington (10/1).

2005 (JAGUARS)

- Started all 16 games for the fourth consecutive season and produced career-best numbers with 190 tackles, six sacks and three interceptions. His tackle total that season ranked second among AFC linebackers and fourth among NFL linebackers.

- Led the team in tackles in 13 games, including double-digit tackles in 12 games.

- Named to *USA Today's* All-Joe Team.

- Posted one of his top career games with 16 tackles (11 solo) and one interception at Indianapolis (9/18).

- Intercepted his second pass of the season while contributing with 10 tackles at Pittsburgh (10/16).

- Collected 14 tackles along with one sack and one forced fumble vs. Houston (11/6).

- Intercepted Ravens quarterback Kyle Boller and returned it 26 yards for his first career touchdown against Baltimore (11/13). Posted a sack for the third consecutive game and was named AFC Defensive Player of the Week for his performance.

- Surpassed 1,000 career tackles in his 100th game with eight stops at Arizona (11/27).

- Made a team-high 18 tackles along with one sack at Cleveland (12/4).

- Collected a season-high 19 tackles, the sixth-most in a game in team history vs. Indianapolis (12/11).

- In an AFC Wild Card Playoff meeting at New England (1/7/06) tied for the team-lead with 10 tackles and added a sack of Patriots quarterback Tom Brady while forcing a fumble.

2004 (JAGUARS)

- Started all 16 games for the Jaguars at middle linebacker and led the team with 178 tackles (102 solo) and five sacks.

- Totaled 10 or more tackles in a game on 10 occasions.

- In the season opener at Buffalo (9/12), recorded 15 tackles.

- Totaled 14 tackles and one sack at Tennessee (9/26).

- Received the defensive game ball with 15 tackles, one sack, one forced fumble and one pass defended vs. Kansas City (10/17).

- Broke the Jaguars record for the most consecutive games leading the team in tackles (nine) with 12 while contributing with one sack vs. Detroit (11/14).

- Had a season-high of 18 tackles along with one sack against Houston (12/26).

2003 (JAGUARS)

- Started all 16 games at middle linebacker for Jacksonville after signing as an unrestricted free agent from Indianapolis.

- Led the team with 167 tackles (87 solo) and three interceptions.

- Tallied back-to-back interception games at the New York Jets (11/23) and Tampa Bay (11/30).

- Finished with a team-high 18 tackles and one sack, his first as a Jaguar, at New England (12/14).

2002 (COLTS)

- Started all 16 games at outside linebacker in his final season with the Colts and finished with a team-leading 173 tackles (99 solo), three interceptions and seven passes defended.

- Led the team in tackles in nine games and had at least 10 tackles in nine games.

- Finished first on the team in tackles vs. Baltimore (10/13) with 10 while intercepting his fifth career pass.

- Grabbed his third interception of the season and returned it 53 yards to set up a touchdown at Denver (11/24). Also led the team with 10 stops.

- Registered a season-high 18 tackles at Tennessee (12/8).

2001 (COLTS)

- Started the first eight games of the season before suffering a knee injury in the eighth game.

- Finished fifth on the team in tackles with 85 (51 solo) while adding 1.5 sacks, one fumble recovery, two interceptions, four passes defended and four quarterback pressures.



- Had three games with 10 or more tackles and led the team in stops in four games.

- Notched a team-high 16 tackles and a half-sack vs. Buffalo (9/23).

- Totaled a team-high 12 tackles and one interception at Kansas City (10/25).

- Finished with nine tackles, one sack, two passes defended and one fumble recovery at Buffalo (11/4).

2000 (COLTS)

- Started all 16 games at right linebacker and contributed with a then-career-high 160 tackles (95 solo), two interceptions, three passes defended and three special teams tackles.

- Intercepted his first career pass on Monday Night Football against Jacksonville (9/25) while adding six tackles.

- Posted a season-high 16 tackles at Buffalo (10/1).

- Recorded his fourth-consecutive double-digit tackle game with 15 stops at the New York Jets (12/3).

- In an AFC Wild Card contest at Miami (12/30), contributed with 14 tackles and two passes defended.

1999 (COLTS)

- Named to the Pro Football Writers of America, *Pro Football Weekly*, *Football News* and *Football Digest* All-Rookie team.

- Played in all 16 games (starting in 13) and ranked second on the team with 110 tackles (68 solo) while adding three sacks, one pass defended, one fumble recovery and 15 special teams stops.

- Made 11 tackles in his first career NFL start vs. Miami (10/10).

- Tallied his first career sack while contributing with seven tackles vs. Cincinnati (10/24).

- Finished with a season-high 14 tackles against Kansas City (11/7).

- Logged a team-high 10 tackles and one sack vs. the New York Jets (11/28).

- Posted 10 tackles, his first fumble recovery and one pass defended at Miami (12/5).

COLLEGE

- Started 24 of 42 games while helping Florida to four consecutive bowl games over his collegiate career.

- Finished his Gators career with 249 tackles (141 solo), three forced fumbles, 13 tackles for loss and 8.5 sacks.

- Named to the *Associated Press* All-SEC first-team as a senior.

PERSONAL

- Attended Santa Fe High School (Florida) and was named to the *Blue Chip Illustrated* All-Southeast regional team as a defensive back on two occasions.

- Brother, Adrian, competed as a running back at Georgia Southern where he received the Walter Payton Award in 1999.

- He and his wife, Chantal, have one son, Mike Jr.

- Born Porter Michael Peterson on June 17, 1976.



PETERSON'S CAREER DEFENSIVE STATISTICS

YEAR	GP/GS	TK	SO	AST	SK	YDS	INT	YDS	LG	TD	PD	FF	FR	YDS	TD
1999	IND 16/13	110	68	42	3.0	23.0	0	0	0	0	1	0	1	0	0
2000	IND 16/16	160	95	65	0.0	0.0	2	8	5	0	6	1	0	0	0
2001	IND 9/9	85	51	34	1.5	8.5	2	18	13	0	4	0	1	0	0
2002	IND 16/16	173	99	74	0.0	0.0	3	96	53	0	9	0	0	0	0
2003	JAX 16/16	167	87	80	1.0	6.0	3	8	7	0	9	2	2	0	0
2004	JAX 16/16	178	102	76	5.0	31.0	0	0	0	0	1	1	1	0	0
2005	JAX 16/16	190	104	86	6.0	44.0	3	54	26t	1	6	2	1	0	0
2006	JAX 5/5	47	27	20	0.0	0.0	1	15	15	0	1	0	0	0	0
2007	JAX 10/10	116	71	45	2.0	10.0	1	12	12	0	3	0	1	0	0
2008	JAX 15/10	139	88	51	1.0	7.0	0	0	0	0	0	0	0	0	0
TOTAL	135/127	1,365	792	573	19.5	129.5	15	211	53	1	40	6	7	0	0

PETERSON'S CAREER POSTSEASON STATISTICS

YEAR	GP/GS	TK	SO	AST	SK	YDS	INT	YDS	LG	TD	PD	FF	FR	YDS	TD
1999	IND 1/1	10	4	6	0.0	0.0	0	0	0	0	0	0	0	0	0
2000	IND 1/1	14	5	9	0.0	0.0	0	0	0	0	2	0	0	0	0
2002	IND 1/1	8	7	1	0.0	0.0	0	0	0	0	0	0	0	0	0
2005	JAX 1/1	10	6	4	1.0	3.0	0	0	0	0	0	1	0	0	0
2007	JAX 0/0	0	0	0	0.0	0.0	0	0	0	0	0	0	0	0	0
TOTAL	4/4	42	22	20	1.0	3.0	0	0	0	0	2	1	0	0	0

• Additional Statistics: Totaled 14 special teams tackles in 1999 and three special teams stops in 2000.

PETERSON'S BEST GAMES

TACKLES	SACKS	INTERCEPTIONS	PASSES DEFENSED
19 vs. IND (12/11/05)	2.0 vs. ATL (9/16/07)	1, 15 Times	3, Two Times
		Last @ TEN (11/11/07)	Last @ PIT (10/16/05)

2008 GAME-BY-GAME

DATE	OPP	TK	SO	SK	YDS	INT	YDS	FF	FR	PD
9/7	@ TEN	9	3	0.0	0.0	0	0	0	0	0
9/14	BUF	15	8	0.0	0.0	0	0	0	0	0
9/21	@ IND	8	4	0.0	0.0	0	0	0	0	0
9/28	HOU	9	6	0.0	0.0	0	0	0	0	0
10/5	PIT	10	9	0.0	0.0	0	0	0	0	0
10/12	@ DEN	8	5	0.0	0.0	0	0	0	0	0
10/26	CLE	16	12	0.0	0.0	0	0	0	0	0
11/2	@ CIN	10	6	1.0	7.0	0	0	0	0	0
11/9	@ DET	INACTIVE								
11/16	TEN	5	4	0.0	0.0	0	0	0	0	0
11/23	MIN	6	5	0.0	0.0	0	0	0	0	0
12/1	@ HOU	6	3	0.0	0.0	0	0	0	0	0
12/7	@ CHI	3	2	0.0	0.0	0	0	0	0	0
12/14	GB	8	2	0.0	0.0	0	0	0	0	0
12/18	IND	11	8	0.0	0.0	0	0	0	0	0
12/28	@ BAL	15	11	0.0	0.0	0	0	0	0	0
TOTALS		139	88	1.0	7.0	0	0	0	0	0

2007 GAME-BY-GAME

DATE	OPP	TK	SO	SK	YDS	INT	YDS	FF	FR	PD
9/9	TEN	16	9	0.0	0.0	0	0	0	0	0
9/16	ATL	12	9	2.0	10.0	0	0	0	0	1
9/23	@ DEN	6	1	0.0	0.0	0	0	0	0	1
10/7	@ KC	12	9	0.0	0.0	0	0	0	0	0
10/14	HOU	8	5	0.0	0.0	0	0	0	0	0
10/22	IND	15	9	0.0	0.0	0	0	0	0	0
10/28	@ TB	12	7	0.0	0.0	0	0	0	0	0
11/4	@ NO	12	8	0.0	0.0	0	0	0	0	0
11/11	@ TEN	15	9	0.0	0.0	1	12	0	1	1
11/18	SD	8	5	0.0	0.0	0	0	0	0	0
11/25	BUF	INACTIVE								
12/2	@ IND	INACTIVE								
12/9	CAR	INACTIVE								
12/16	@ PIT	INACTIVE								
12/23	OAK	INACTIVE								
12/30	@ HOU	INACTIVE								
TOTALS		116	71	2.0	10.0	1	12	0	1	3

2007 POSTSEASON

DATE	OPP	TK	SO	SK	YDS	INT	YDS	FF	FR	PD
1/5	@ PIT	INACTIVE								
1/12	@ NE	INACTIVE								
TOTALS		0	0	0.0	0.0	0	0	0	0	0



2006 GAME-BY-GAME

DATE	OPP	TK	SO	SK	YDS	INT	YDS	FF	FR	PD
9/10	DAL	11	7	0.0	0.0	1	15	0	0	1
9/18	PIT	11	4	0.0	0.0	0	0	0	0	0
9/24	@ IND	9	5	0.0	0.0	0	0	0	0	0
10/1	@ WAS	11	7	0.0	0.0	0	0	0	0	0
10/8	NYJ	5	4	0.0	0.0	0	0	0	0	0
10/22	@ HOU	INJURED RESERVE								
10/29	@ PHI	INJURED RESERVE								
11/5	TEN	INJURED RESERVE								
11/12	HOU	INJURED RESERVE								
11/20	NYG	INJURED RESERVE								
11/26	@ BUF	INJURED RESERVE								
12/3	@ MIA	INJURED RESERVE								
12/10	IND	INJURED RESERVE								
12/17	@ TEN	INJURED RESERVE								
12/24	NE	INJURED RESERVE								
12/31	@ KC	INJURED RESERVE								
TOTALS		47	27	0.0	0.0	1	15	0	0	1

2005 GAME-BY-GAME

DATE	OPP	TK	SO	SK	YDS	INT	YDS	FF	FR	PD
9/11	SEA	7	4	0.0	0.0	0	0	0	1	0
9/18	@ IND	16	11	0.0	0.0	1	14	0	0	1
9/25	@ NYJ	9	4	0.0	0.0	0	0	0	0	0
10/2	DEN	15	7	0.0	0.0	0	0	0	0	0
10/9	CIN	12	3	0.0	0.0	0	0	1	0	0
10/16	@ PIT	10	5	0.0	0.0	1	14	0	0	3
10/30	@ STL	13	7	1.0	7.0	0	0	0	0	0
11/6	HOU	15	11	1.0	5.0	0	0	1	0	0
11/13	BAL	15	10	1.0	7.0	1	26	0	0	2
11/20	@ TEN	12	7	0.0	0.0	0	0	0	0	0
11/27	@ ARZ	8	5	0.0	0.0	0	0	0	0	0
12/4	@ CLE	18	7	1.0	6.0	0	0	0	0	0
12/11	IND	19	11	0.0	0.0	0	0	0	0	0
12/18	SF	9	6	1.0	10.0	0	0	0	0	0
12/24	@ HOU	11	5	1.0	9.0	0	0	0	0	0
1/1	TEN	1	1	0.0	0.0	0	0	0	0	0
TOTALS		190	104	6.0	44.0	3	54	2	1	6

2005 POSTSEASON

DATE	OPP	TK	SO	SK	YDS	INT	YDS	FF	FR	PD
1/7	@ NE	10	6	1.0	3.0	0	0	1	0	0
TOTALS		10	6	1.0	3.0	0	0	1	0	0

2004 GAME-BY-GAME

DATE	OPP	TK	SO	SK	YDS	INT	YDS	FF	FR	PD
9/12	@ BUF	15	9	0.0	0.0	0	0	0	0	0
9/19	DEN	11	8	0.0	0.0	0	0	0	0	0
9/26	@ TEN	14	3	1.0	9.0	0	0	0	0	0
10/3	IND	10	6	0.0	0.0	0	0	0	0	0
10/10	@ SD	11	9	0.0	0.0	0	0	0	0	0
10/17	KC	15	7	1.0	7.0	0	0	1	0	0
10/24	@ IND	10	6	0.0	0.0	0	0	0	1	0
10/31	@ HOU	15	8	0.0	0.0	0	0	0	0	0
11/14	DET	12	6	1.0	5.0	0	0	0	0	0
11/21	TEN	6	4	0.0	0.0	0	0	0	0	1
11/28	@ MIN	8	5	0.0	0.0	0	0	0	0	0
12/5	PIT	9	5	0.0	0.0	0	0	0	0	0
12/12	CHI	8	5	1.0	3.0	0	0	0	0	0
12/19	@ GB	8	5	0.0	0.0	0	0	0	0	0
12/26	HOU	18	12	1.0	7.0	0	0	0	0	0
1/2	@ OAK	8	4	0.0	0.0	0	0	0	0	0
TOTALS		178	102	5.0	31.0	0	0	1	1	1

2003 GAME-BY-GAME

DATE	OPP	TK	SO	SK	YDS	INT	YDS	FF	FR	PD
9/7	@ CAR	8	4	0.0	0.0	0	0	0	0	1
9/14	BUF	13	8	0.0	0.0	0	0	0	0	0
9/21	@ IND	11	5	0.0	0.0	0	0	0	0	1
9/28	@ HOU	11	5	0.0	0.0	0	0	0	1	1
10/5	SD	5	3	0.0	0.0	0	0	0	1	0
10/12	MIA	8	4	0.0	0.0	0	0	0	0	0
10/26	TEN	6	3	0.0	0.0	0	0	0	0	0
11/2	@ BAL	11	6	0.0	0.0	1	0	0	0	1
11/9	IND	16	8	0.0	0.0	0	0	0	0	0
11/16	@ TEN	7	5	0.0	0.0	0	0	0	0	0
11/23	@ NYJ	14	9	0.0	0.0	1	1	0	0	1
11/30	TB	9	6	0.0	0.0	1	7	0	0	3
12/7	HOU	9	4	0.0	0.0	0	0	1	0	1
12/14	@ NE	18	10	1.0	6.0	0	0	0	0	0
12/21	NO	10	5	0.0	0.0	0	0	1	0	0
12/28	@ ATL	11	5	0.0	0.0	0	0	0	0	0
TOTALS		167	87	1.0	6.0	3	8	2	2	9

2002 GAME-BY-GAME

DATE	OPP	TK	SO	SK	YDS	INT	YDS	FF	FR	PD
9/8	@ JAX	12	6	0.0	0.0	0	0	0	0	0
9/15	MIA	5	3	0.0	0.0	0	0	0	0	0
9/22	@ HOU	17	7	0.0	0.0	0	0	0	0	1
10/6	CIN	12	6	0.0	0.0	0	0	0	0	0
10/13	BAL	10	5	0.0	0.0	1	12	0	0	1
10/21	@ PIT	8	6	0.0	0.0	1	31	0	0	1
10/27	@ WAS	12	8	0.0	0.0	0	0	0	0	1
11/3	TEN	9	4	0.0	0.0	0	0	0	0	0
11/10	@ PHI	8	5	0.0	0.0	0	0	0	0	1
11/17	DAL	9	5	0.0	0.0	0	0	0	0	0
11/24	@ DEN	10	7	0.0	0.0	1	53	0	0	1
12/1	HOU	12	5	0.0	0.0	0	0	0	0	1
12/8	@ TEN	18	9	0.0	0.0	0	0	0	0	0
12/15	@ CLE	9	7	0.0	0.0	0	0	0	0	0
12/22	NYG	13	9	0.0	0.0	0	0	0	0	0
12/29	JAX	12	7	0.0	0.0	0	0	0	0	2
TOTALS		173	99	0.0	0.0	3	96	0	0	9

2002 POSTSEASON

DATE	OPP	TK	SO	SK	YDS	INT	YDS	FF	FR	PD
1/4	@ NYJ	8	7	0.0	0.0	0	0	0	0	0
TOTALS		8	7	0.0	0.0	0	0	0	0	0

2001 GAME-BY-GAME

DATE	OPP	TK	SO	SK	YDS	INT	YDS	FF	FR	PD
9/9	@ NYJ	12	7	0.0	0.0	0	0	0	0	0
9/23	BUF	16	10	0.5	0.5	0	0	0	0	0
9/30	@ NE	9	5	0.0	0.0	0	0	0	0	0
10/14	OAK	9	5	0.0	0.0	0	0	0	0	1
10/21	NE	8	4	0.0	0.0	0	0	0	0	0
10/25	@ KC	12	7	0.0	0.0	1	13	0	0	1
11/4	@ BUF	9	6	0.0	0.0	0	0	0	1	1
11/11	MIA	4	2	1.0	8.0	1	5	0	0	1
11/18	@ NO	INACTIVE								
11/25	SF	INACTIVE								
12/2	@ BAL	INACTIVE								
12/10	@ MIA	INACTIVE								
12/16	ATL	INACTIVE								
12/23	NYJ	INACTIVE								
12/30	@ STL	6	4	0.0	0.0	0	0	0	0	0
1/6	DEN	INACTIVE								
TOTALS		85	51	1.5	8.5	2	18	0	1	4





2000 GAME-BY-GAME												
DATE	OPP	TK	SO	SK	YDS	INT	YDS	FF	FR	PD		
9/3	@ KC	10	7	0.0	0.0	0	0	0	0	0	1	
9/10	OAK	6	1	0.0	0.0	0	0	0	0	0	0	
9/25	JAX	6	4	0.0	0.0	1	5	0	0	0	1	
10/1	@ BUF	16	13	0.0	0.0	0	0	0	0	0	0	
10/8	@ NE	7	3	0.0	0.0	0	0	0	0	0	0	
10/15	@ SEA	8	4	0.0	0.0	0	0	0	0	0	0	
10/22	NE	15	7	0.0	0.0	0	0	0	0	0	0	
10/29	DET	10	7	0.0	0.0	0	0	1	0	0	0	
11/5	@ CHI	7	3	0.0	0.0	0	0	0	0	0	0	
11/12	NYJ	10	7	0.0	0.0	0	0	0	0	0	1	
11/19	@ GB	14	8	0.0	0.0	0	0	0	0	0	1	
11/26	MIA	13	8	0.0	0.0	0	0	0	0	0	0	
12/3	@ NYJ	15	8	0.0	0.0	0	0	0	0	0	1	
12/11	BUF	7	3	0.0	0.0	0	0	0	0	0	0	
12/17	@ MIA	9	7	0.0	0.0	0	0	0	0	0	0	
12/24	MIN	7	5	0.0	0.0	1	3	0	0	0	1	
TOTALS		160	95	0.0	0.0	2	8	1	0	6		

2000 POSTSEASON												
DATE	OPP	TK	SO	SK	YDS	INT	YDS	FF	FR	PD		
12/30	@ MIA	14	5	0.0	0.0	0	0	0	0	0	2	
TOTALS		14	5	0.0	0.0	0	0	0	0	2		

1999 GAME-BY-GAME												
DATE	OPP	TK	SO	SK	YDS	INT	YDS	FF	FR	PD		
9/12	BUF	0	0	0.0	0.0	0	0	0	0	0	0	
9/19	@ NE	1	1	0.0	0.0	0	0	0	0	0	0	
9/26	@ SD	0	0	0.0	0.0	0	0	0	0	0	0	
10/10	MIA	11	6	0.0	0.0	0	0	0	0	0	0	
10/17	@ NYJ	10	8	0.0	0.0	0	0	0	0	0	0	
10/24	CIN	7	6	1.0	7.0	0	0	0	0	0	0	
10/31	DAL	8	5	0.0	0.0	0	0	0	0	0	0	
11/7	KC	14	7	0.0	0.0	0	0	0	0	0	0	
11/14	@ NYG	5	1	0.0	0.0	0	0	0	0	0	1	
11/21	@ PHI	3	3	0.0	0.0	0	0	0	0	0	0	
11/28	NYJ	10	5	1.0	8.0	0	0	0	0	0	0	
12/5	@ MIA	10	8	0.0	0.0	0	0	0	0	1	0	
12/12	NE	6	4	1.0	8.0	0	0	0	0	0	0	
12/19	WAS	8	5	0.0	0.0	0	0	0	0	0	0	
12/28	@ CLE	5	2	0.0	0.0	0	0	0	0	0	0	
1/2	@ BUF	12	7	0.0	0.0	0	0	0	0	0	0	
TOTALS		110	68	3.0	23.0	0	0	0	0	1	1	

1999 POSTSEASON												
DATE	OPP	TK	SO	SK	YDS	INT	YDS	FF	FR	PD		
1/16	TEN	10	4	0.0	0.0	0	0	0	0	0	0	
TOTALS		10	4	0.0	0.0	0	0	0	0	0	0	

85 TE

JASON RADER

HT: 6' 4" WT: 263 NFL EXP: 4 ACQ: FA-'08 2ND YEAR WITH FALCONS

BIRTHDATE: 4/12/81 COLLEGE: MARSHALL UNIVERSITY

TRANSACTIONS

- Originally signed as an undrafted rookie free agent by Atlanta in 2004, but was released prior to the start of the season.
- Signed with the Miami Dolphins on June 13, 2005. Was waived by Miami on September 3, but was signed to the practice squad on November 9.
- Signed to the Dolphins practice squad on September 5, 2006.
- Was waived by the Dolphins prior to the start of the 2007 season, but was signed to the New England Patriots practice squad on September 3, 2007.
- Waived from the Patriots practice squad on September 30, 2007, but returned to the practice squad in mid November where he finished the season.
- Signed by Atlanta as a free agent on March 14, 2008.
- Released by Atlanta on September 1, 2008 and was re-signed to the team on September 17.
- Released by Atlanta on October 29, 2008 and signed by the Falcons as a free agent on November 26.

2008 (FALCONS)

- Saw action in five contests with one start and finished the season with one reception for 26 yards.
- Caught his 26-yard reception in an overtime victory against Tampa Bay (12/14).

2007 (PATRIOTS)

- Spent the first four weeks of the 2007 season on the New England Patriots practice squad before being released by the team on September 30. Returned to the practice squad in mid November where he finished the regular season.

2006 (DOLPHINS)

- Spent seven games on the Dolphins 53-man roster and appeared in five contests including one start.



- Made NFL debut in a reserve role against Buffalo (9/17).

- Started his first career game when the Dolphins traveled to New York to play the Jets (10/15).

2005 (DOLPHINS)

- Spent the final eight games of the season on the Dolphins practice squad.

2004 (FALCONS)

- Was in training camp with the Falcons before being waived prior to the start of the season.

COLLEGE

- Played his final two seasons (2002-2003) at Marshall after transferring from Georgia, where he performed from 1999-2000.

- Started 22 of 25 games at Marshall and caught 60 passes for 558 yards and five touchdowns.

- Registered 30 receptions for 233 yards and three scores as a senior in 2003.

- Appeared in 11 games, including one start for Georgia in 2002 and finished with two receptions for 31 yards.

PERSONAL

- Attended St. Albans High School (West Virginia), where he lettered in football, basketball and track.

- Majored in Sports Management.

- Born Jason Randolph Rader on April 12, 1981.


RADER'S CAREER STATISTICS

YEAR	RECEIVING						RUSHING				
	GP/GS	REC	YDS	AVG	LG	TD	ATT	YDS	AVG	LG	TD
2005 MIA	0/0	0	0	0.0	0	0	0	0	0.0	0	0
2006 MIA	5/1	0	0	0.0	0	0	0	0	0.0	0	0
2007 NE	0/0	0	0	0.0	0	0	0	0	0.0	0	0
2008 ATL	5/1	1	26	26.0	0	0	0	0	0.0	0	0
TOTALS	10/2	1	26	26.0	0	0	0	0	0.0	0	0

RADER'S CAREER POSTSEASON STATISTICS


YEAR	RECEIVING						RUSHING				
	GP/GS	REC	YDS	AVG	LG	TD	ATT	YDS	AVG	LG	TD
2008 ATL	1/0	0	0	0.0	0	0	0	0	0.0	0	0
TOTALS	1/0	0	0	0.0	0	0	0	0	0.0	0	0





8

QB



CHRIS REDMAN

HT: 6' 3"	WT: 229	NFL EXP: 7	ACQ: FA-'07	3 RD YEAR WITH FALCONS
BIRTHDATE: 7/7/77		COLLEGE: UNIVERSITY OF LOUISVILLE		

TRANSACTIONS

- Originally selected as a third round (75th pick overall) draft choice by the Baltimore Ravens in 2000.
- Declared a free agent on February 2, 2004.
- Signed by the New England Patriots on January 6, 2005. Waived by the Patriots on June 1. Signed by the Tennessee Titans on August 23. Waived by the Titans on September 4.
- Signed by Atlanta on March 23, 2007.
- Re-signed by Atlanta on February 29, 2008.

CAREER

- Has competed in 17 career games with 10 starts and has completed 195 of 347 passes for 2,190 yards 17 touchdowns and 10 interceptions for a 79.5 passer rating.
- Earned NFC Offensive Player of the Week honors after accumulating 251 passing yards and a career-high four touchdowns against the Seattle Seahawks in the 2007 season finale.
- Set career highs in 2007 with 10 touchdowns while setting game highs in completions (28), attempts (42) and passing yards (315) against the Arizona Cardinals in Week 15.
- Spent four seasons with the Ravens (2000-03), playing in 10 games with six starts and completing 106 of 198 passes for 1,111 yards with seven touchdowns and five interceptions. His record as a starter was 3-3.

2008 (FALCONS)

- Spent the 2008 season as the back-up quarterback for rookie Matt Ryan, providing veteran leadership, experience and advice.

2007 (FALCONS)

- Completed in seven games, starting in four, while completing 89 of 149 passes for 1,079 yards with 10 touchdowns and a 90.4 passer rating.
- Started his first NFL game at quarterback since October 20, 2002 vs. Jacksonville. Completed 23 of 40 passes for 298 yards with two touchdowns vs. New Orleans (12/10).
- Set career highs in completions (28), attempts (42) and passing yards (315) at Arizona (12/23) while adding two touchdown passes. His 74-yard strike to rookie WR Laurent Robinson in the second quarter marked his longest career completion, and assisted the Falcons in producing two 100-yard receivers in the same game (Roddy White, 141 and Laurent Robinson, 114) for the first time since 1998.
- Completed 17 of 27 passes for 251 yards and a career-high four touchdowns vs. Seattle (12/30). He became the first Falcons quarterback to throw for four TDs in a game since the feat was accomplished twice in 2006.

2006

- Spent the year out of football.

2005 (TITANS)

- Spent training camp with the Tennessee Titans.

2004

- Spent the year out of football.

2003 (RAVENS)

- Saw action in two games for the Ravens, completing seven of 13 passes for 58 yards in addition to rushing two times for four yards.
- Completed seven of 12 passes for 58 yards with two interceptions at St. Louis (11/9).

**2002 (RAVENS)**

- Started the first six games of the season, earning a 3-3 record in his first season as a starter and completed 97 of 182 passes for 1,034 yards with seven touchdowns and three interceptions.
- Completed 20 of 34 passes for 218 yards and one touchdown in first career start in the season opener at Carolina (9/8).
- Completed 63 percent of his passes (19 of 30) for 208 yards with two touchdowns at Cleveland (10/6).
- Completed 14 of 28 passes for 152 yards with two touchdowns in 17-10 victory vs. Jacksonville (10/20).

2001 (RAVENS)

- Saw action in two games during the season and one postseason contest.
- Inactive for the first six games and final eight contests of the season, as well as the Divisional Playoff game at Pittsburgh (1/20/02).

2000 (RAVENS)

- Played in two games, completing two of three passes for 19 yards on the season.
- Made NFL debut vs. Cincinnati (9/24), completing two passes for 19 yards.
- Played vs. Cleveland (11/26) despite entering the game as the third quarterback and ran two offensive series.

COLLEGE

- Completed college career as the NCAA Division 1-A leader in career passing completions (1,031) and attempts (1,679). His 12,541 career passing yards rank second behind BYU's Ty Detmer (15,031 yards). Posted 84 touchdown passes, and graduated holding every Cardinals' single game, single-season and career passing record.

- Started 11 games as a senior and completed 317 of 489 passes for 3,647 yards with 29 touchdowns and 13 interceptions. Became the first quarterback in NCAA Division 1-A to complete more than 1,000 passes in a career as he was named the Johnny Unitas Golden Arm Winner and All-Conference USA Offensive Player of the Year his senior year. Guided Louisville to seven come-from-behind wins as the Cardinals made their second consecutive bowl appearance.

- Started 10 of 11 games as a junior and established Conference USA and Cardinals season records for attempts (473), completions (309), yards (4,042) and touchdowns (29).

- Started 11 games in 1997 and shattered single-season school passing marks in attempts (445), completions (261), yards (3,079) and total offense (2,958).

- Played in 10 games in 1996, starting the final five, and earned Conference USA All-Freshman honors as he tossed for more than 1,700 yards.

PERSONAL

- Two-time all-state quarterback at Male (Louisville, KY) High School, where he was coached by his father Bob.
- Named the *Parade* National Player of the Year.
- Threw for 3,752 yards and a national record 57 touchdowns as a senior.
- Born Chris James Redman on July 7, 1977 in Louisville, Kentucky. Married to wife, Ashley.

REDMAN'S CAREER OFFENSIVE STATISTICS

YEAR	GP/GS	ATT	COMP	PCT	YDS	YDS/ATT	TD	INT	LG	SK	LOST	RTG
2000 BAL	2/0	3	2	66.7	19	6.3	0	0	12	0	0	84.0
2001 BAL	0/0	0	0	0.0	0	0.0	0	0	0	0	0	0.0
2002 BAL	6/6	182	97	53.3	1,034	5.7	7	3	36	11	68	76.1
2003 BAL	2/0	13	7	53.8	58	4.5	0	2	16	6	45	26.0
2007 ATL	7/4	149	89	59.7	1,079	7.2	10	5	74t	26	164	90.4
2008 ATL	0/0	0	0	0.0	0	0.0	0	0	0	0	0	0.0
TOTALS	17/10	347	195	56.2	2,190	6.3	17	10	74t	43	277	79.5



REDMAN'S CAREER POSTSEASON STATISTICS

YEAR	GP/GS	ATT	COMP	PCT	YDS	YDS/ATT	TD	INT	LG	SK	LOST	RTG
2001 BAL												
2008 ATL												
TOTALS	0/0	0	0	0.0	0	0.0	0	0	0	0	0	0.0

REDMAN'S BEST GAMES

COMPLETIONS	ATTEMPTS	YARDS	TOUCHDOWNS
28 @ ARZ (12/23/07)	42 @ ARZ (12/23/07)	315 @ ARZ (12/23/07)	4 vs. SEA (12/30/07)
23 vs. NO (12/10/07)	40 vs. NO (12/10/07)	298 vs. NO (12/10/07)	2, Six times
			Last @ ARZ (12/23/07)

2008 GAME-BY-GAME

DATE	OPP	PASSING							RUSHING		
		ATT	COM	YDS	PCT	TD	INT	LG	SK	RTG	ATT
9/7	DET										
9/14	@ TB										
9/21	KC										
9/28	@ CAR										
10/5	@ GB										
10/12	CHI										
10/26	@ PHI										
11/2	@ OAK										
11/9	NO										
11/16	DEN										
11/23	CAR										
11/30	@ SD										
12/7	@ NO										
12/14	TB										
12/21	@ MIN										
12/28	STL										
TOTALS		0	0	0	0.0	0	0	0	0	0.0	0

2008 POSTSEASON

DATE	OPP	PASSING							RUSHING		
		ATT	COM	YDS	PCT	TD	INT	LG	SK	RTG	ATT
1/3	@ ARZ										
TOTALS		0	0	0	0.0	0	0	0	0	0.0	0

2007 GAME-BY-GAME

DATE	OPP	PASSING							RUSHING		
		ATT	COM	YDS	PCT	TD	INT	LG	SK	RTG	ATT
9/9	@ MIN										
9/16	@ JAX										
9/23	CAR										
9/30	HOU										
10/7	@ TEN	0	0	0	0.0	0	0	0	0	0.0	0
10/15	NYG										
10/21	@ NO										
11/4	SF										
11/11	@ CAR	1	1	9100.0	0	0	9	0	104.2		0
11/18	TB										
11/22	IND										
12/2	@ STL	24	16	172	66.7	2	1	21	1	97.9	0
12/10	NO	40	23	298	57.5	2	1	46	3	87.3	1
12/16	@ TB	15	4	34	26.7	0	2	18	1	0.0	1
12/23	@ ARZ	42	28	315	66.7	2	1	74t	2	94.8	1
12/30	SEA	27	17	251	63.0	4	0	55t	2	132.9	5
TOTALS		149	89	1,079	59.7	10	5	74t	9	90.4	8

2003 GAME-BY-GAME

DATE	OPP	PASSING							RUSHING		
		ATT	COM	YDS	PCT	TD	INT	LG	SK	RTG	ATT
9/7	@ PIT										
9/14	CLE	1	0	0	0.0	0	0	1	39.6		0
9/21	@ SD										
9/28	KC										
10/12	@ ARZ										
10/19	@ CIN										
10/26	DEN										
11/2	JAX										
11/9	@ STL	12	7	58	58.3	0	2	16	5	31.3	2
11/16	@ MIA										
11/23	SEA										
11/30	SF										
12/7	CIN										
12/14	@ OAK										
12/21	@ CLE										
12/28	PIT										
TOTALS		13	7	58	53.8	0	2	16	6	26.0	2

2002 GAME-BY-GAME

DATE	OPP	PASSING							RUSHING		
		ATT	COM	YDS	PCT	TD	INT	LG	SK	RTG	ATT
9/8	@ CAR	34	20	218	58.8	1	1	36	2	75.4	1
9/15	TB	38	16	141	42.1	0	1	25	3	41.7	1
9/30	DEN	24	13	152	54.2	2	0	33	1	101.4	4
10/6	@ CLE	30	19	208	63.3	2	0	35t	0	106.0	2
10/13	@ IND	28	15	163	53.6	0	1	31	3	56.1	1
10/20	JAX	28	14	152	50.0	2	0	33	2	90.2	1
10/27	PIT										
11/3	@ ATL										
11/10	CIN										
11/17	@ MIA										
11/24	TEN										
12/1	@ CIN										
12/8	NO										
12/15	@ HOU										
12/22	CLE										
12/29	@ PIT										
TOTALS		182	97	1,034	53.3	7	3	36	11	76.1	10



2001 GAME-BY-GAME													
		PASSING									RUSHING		
DATE	OPP	ATT	COM	YDS	PCT	TD	INT	LG	SK	RTG	ATT	YDS	TD
9/9	CHI												
9/23	@ CIN												
9/30	@ DEN												
10/7	TEN												
10/14	@ GB												
10/21	@ CLE												
10/28	JAX	0	0	0	0.0	0	0	0	0	0.0	0	0	0
11/4	@ PIT	0	0	0	0.0	0	0	0	0	0.0	0	0	0
11/12	@ TEN												
11/18	CLE												
11/25	@ JAX												
12/2	IND												
12/16	PIT												
12/23	CIN												
12/29	@ TB												
1/7	MIN												
TOTALS		0	0	0	0.0	0	0	0	0	0.0	0	0	0

2001 POSTSEASON													
		PASSING									RUSHING		
DATE	OPP	ATT	COM	YDS	PCT	TD	INT	LG	SK	RTG	ATT	YDS	TD
1/20	@ PIT	INACTIVE											
TOTALS		0	0	0	0.0	0	0	0	0	0.0	0	0	0

2000 GAME-BY-GAME													
		PASSING									RUSHING		
DATE	OPP	ATT	COM	YDS	PCT	TD	INT	LG	SK	RTG	ATT	YDS	TD
9/3	@ PIT												
9/10	JAX	0	0	0	0.0	0	0	0	0	0.0	0	0	0
9/17	@ MIA												
9/24	CIN	3	2	19	66.7	0	0	12	0	84.0	1	0	0
10/1	@ CLE												
10/8	@ JAX												
10/15	@ WAS												
10/22	TEN												
10/29	PIT												
11/5	@ CIN												
11/12	@ TEN												
11/19	DAL												
11/26	CLE	0	0	0	0.0	0	0	0	0	0.0	0	0	0
12/10	SD												
12/17	@ ARI												
12/24	NYJ												
TOTALS		3	2	19	66.7	0	0	12	0	84.0	1	0	0




66c

BRETT ROMBERG

HT: 6' 2" WT: 293 NFL EXP: 6 ACQ: FA-'09 1ST YEAR WITH FALCONS

BIRTHDATE: 10/10/79 COLLEGE: UNIVERSITY OF MIAMI (FLA)

TRANSACTIONS

- Originally signed by Jacksonville as a free agent on April 29, 2003 and later signed to the Jaguars practice squad on September 2, 2003.
- Signed to the Jacksonville practice squad on September 5, 2005.
- Signed by St. Louis Rams as a free agent on September 12, 2006.
- Signed by Atlanta as a free agent on March 9, 2008.

CAREER

- A five-year veteran who has seen action in 34 career games with 18 starts.
- Has blocked for two 1,000-yard rushers, including Fred Taylor (2004) and Steven Jackson (2006, '07 and '08).

2008 (RAMS)

- Competed in 14 contests with six starts.
- Paved the way for running back Steven Jackson to record 1,042 rushing yards, the 12th highest total in the league.
- Started the final six games of the regular season at center.

2007 (RAMS)

- Started all nine games he played in after earning the starting spot following training camp.
- Helped block for running back Steven Jackson to post his third career 1,000-yard season (1,002).
- Part of an offensive line that allowed quarterback Marc Bulger to throw for 2,392 passing yards and 11 touchdowns.

**2006 (RAMS)**

- Saw action in 10 games, starting in three on the offensive line.
- Opened holes for running back Steven Jackson to log a career-high 1,528 rushing yards, earning him his first Pro Bowl berth.
- Made his first career NFL start at center at Oakland (12/17).

2005 (JAGUARS)

- Spent the first 12 weeks of the season on the practice squad.
- Was signed to the active roster on November 12 but did not see action.

2004 (JAGUARS)

- Spent the entire season on the Jacksonville active roster, dressing for six games.
- Made his NFL debut at Tennessee (9/26).

2003 (JAGUARS)

- Spent the first 10 weeks on the practice squad.
- Signed to the active roster on November 12.

COLLEGE

- Three-year starter at both guard and center for the Miami Hurricanes.
- A consensus All-America and All-Big East selection as a senior.
- Won the Dave Rimington Award, given to the nation's top center.
- Named *CBSsportsline.com* All-America first-team as a junior.
- An All-Big East first-team selection by *The Sporting News* as a sophomore.


PERSONAL

- Attended Belle River High School in Belle River, Ontario.
- Was named the Canadian Junior Football League Offensive Lineman of the Year as a senior at A.K.O.
- Married to his wife, Emily.
- Born Brett Christopher Romberg in Windsor, Ontario, Canada.


ROMBERG'S CAREER GAMES PLAYED/STARTED

2008	2007	2006	2005	2004	2003
STL	STL	STL	JAC	JAC	JAC
14/6	9/9	10/3	0/0	1/0	0/0
TOTAL	34/18				





2 QB



MATT RYAN

HT: 6' 4"	WT: 213	NFL EXP: 2	ACQ: D1a-'08	2 ND YEAR WITH FALCONS
BIRTHDATE: 5/17/85		COLLEGE: BOSTON COLLEGE		

TRANSACTIONS

- Selected as a first round (3rd pick overall) draft choice by Atlanta in 2008.

CAREER

- Named *Associated Press* NFL Offensive Rookie of the Year and *Sporting News* Rookie of the Year after completing 265 of 434 passes for 3,440 yards, 16 touchdowns and 11 interceptions for a 87.7 passer rating in his first season.
- His 3,440 passing yards in 2008 ranked sixth in a single season in team history as he became one of two rookie quarterbacks in NFL history to amass over 3,000 passing yards in his first season (Peyton Manning).
- Became the first rookie quarterback in club history to win 11 games and, along with Baltimore Ravens quarterback Joe Flacco was the first rookie quarterback to start all 16 games and lead their teams to the playoffs.
- Tied with Flacco, for posting the best regular season record ever (since the 1970 merger) by a rookie quarterback who started all 16 games (11-5).
- Became the first player in franchise history to earn NFC Rookie of the Month accolades (October of 2008) while earning conference offensive player of the week honors (9) and Diet Pepsi Rookie of the Week twice (Weeks 6 and 15).
- Posted a streak of nine consecutive 200-yard passing games in 2008 from Weeks 6-15 and recorded eight contests with a 65.0 completion percentage or higher.
- Ranked second in the NFL in yards per completion with a 12.98 average in 2008.
- Helped the Falcons offense break a team record for the most net yards in a season with 5,779.

- Guided the Falcons offense to the fifth-most points scored in a season in club history with 391.

2008 (FALCONS)

- In 16 starts, completed 265 of 434 passes for 3,440 yards, 16 touchdowns and 11 interceptions for an 87.7 passer rating.
- His 61.1 completion percentage was the fifth-best ever in a season by a Falcons quarterback.
- Led the Falcons to a 7-1 record at the Georgia Dome and a 6-2 mark in games decided by one score or less.
- At the Georgia Dome, completed 121 of 188 passes for 1,777 yards and six touchdowns for a 94.7 passer rating in eight contests.
- Threw only 11 interceptions, becoming one of two rookie quarterbacks in the history of the NFL to start every regular season game and throw under 15 INTs.
- Started his first NFL game vs. Detroit (9/7) and completed nine of 13 passes for 161 yards with one touchdown. His first career pass was completed for a 62-yard touchdown strike to WR Michael Jenkins, making him the first quarterback to throw a touchdown pass on his first career NFL attempt since October 8, 2000 when Michael Bishop accomplished the feat as a member of the New England Patriots. The 62-yard touchdown made Ryan the first player to throw a TD pass of 50 yards or longer in the first quarter of his NFL debut since Roger Staubach tossed a 75-yard scoring strike to Lance Rentzel in 1969. Also became the first Falcons rookie quarterback to start a season opener since Steve Bartkowski (1975).
- Threw for 192 yards on 12 of 18 passing with one touchdown vs. Kansas City (9/21) and added 15 rushing yards on one carry. Completed his longest pass of the season on a 70-yard to WR Roddy White in the first quarter.



- Connected on 16 of 26 passes for 194 yards with two touchdowns at Green Bay (10/5) in addition to recording 16 rushing yards on four carries.
 - Recorded 301 passing yards on 22 of 30 passing with one touchdown vs. Chicago (10/12). He completed a career-high 73.3 pct. of his passes, including his final completion of 26 yards to WR Michael Jenkins with one second remaining; setting up a game-winning field goal by K Jason Elam as time expired.
 - Set a career-high in attempts (44) at Philadelphia (10/26) in addition to throwing for 277 yards and two scores.
 - Completed a career-high 77.3 pct of his passes (17 of 22) for 220 yards with two touchdowns and a career-high 138.4 passer rating at Oakland (11/2). His passer rating was the ninth-highest in a game among all NFL quarterbacks during the season.
 - Notched 248 passing yards on 16 of 23 passing with two touchdowns vs. New Orleans (11/9).
 - Completed 17 of 27 passes for 259 yards vs. Carolina (11/23), including completing his second-longest pass of his career, a 69-yard completion to WR Harry Douglas in the fourth quarter.
 - Connected on 17 of 23 passes for 207 yards with two touchdowns at San Diego (11/30).
 - Logged a career-high 315 passing yards on 24 of 33 passing with one touchdown at New Orleans (12/7) and added four carries for 13 yards with his first career rushing touchdown.
 - Completed 13 of 24 passes for 134 yards and one touchdown while adding three rushes for two yards at Minnesota (12/21). Hit RB Jerious Norwood for an eight-yard touchdown in the second quarter.
 - Connected with Michael Jenkins for a 41-yard strike en route to completing 10 of 21 passes for 160 yards and one touchdown against St. Louis (12/28).
 - In his first career playoff start in Atlanta's Wild Card contest at Arizona (1/3/09), completed 26 of 40 passes (65 percent) for 199 yards, two touchdowns and two interceptions. Also rushed on four occasions for six yards. Set a NFL rookie postseason record with 26 completions and his 65 percent completion percentage ranks first for a Falcons quarterback in postseason franchise history.
- ### COLLEGE
- Following a stellar career at Boston College, emerged as a Heisman Trophy candidate while earning ACC Player of the Year honors as a senior.
 - Ranked eighth in the nation in total offense and established school records for 400-yard passing performances in both a career and a season while tallying 4,507 yards in 2007. His five 400-yard performances in a career broke the school record set by Doug Flutie and his four games with over 400 yards in 2007 also set a Boston College season record.
 - Completed 807 of 1,347 passes for 9,313 yards and 56 touchdowns in his Eagle career. His 807 completions and 1,347 attempts established school career-records while his completion percentage of 59.9 ranked third in school annals.
 - His 9,313 passing yards placed him third on the Boston College all-time record list behind Doug Flutie and Glenn Foley.
 - With his 388 pass completions in 2007, Ryan joined Philip Rivers of North Carolina State and Ben Bennett of Duke as the only quarterbacks in ACC history to complete 300 passes in a season.
 - Ryan's 31 touchdown passes in 2007 broke the old school season-record of 27 by Doug Flutie in 1984.
 - His career-high 435 yards against Georgia Tech in 2007 rank sixth on the school's game-record passing list.
 - With five touchdown passes against Wake Forest in 2007, Ryan finished one shy of tying the school record of six, held by Flutie.
 - Of the Division I-A quarterbacks in the draft who started 24 or more games, Ryan won 76.5 percent of his 34 starts.
 - In "big games," Ryan posted a 10-4 record (2-2 vs. Virginia Tech, 1-1 vs. Florida State, 3-0 vs. Clemson, 1-1 vs. Miami and 3-0 in bowl games).
- ### PERSONAL
- Attended William Penn Charter School in Philadelphia, Pa. and earned All-East honors from *Tom Lemming's Prep Football Report*.
 - Captured All-Southeastern Pennsylvania accolades as a senior quarterback in addition to



receiving All-City first-team honors in 2002 and second-team recognition in 2001.

- Threw for more than 1,300 yards with 15 touchdowns and just two interceptions as a senior.
- Captained the school's basketball and baseball teams.

- 2004 recipient of Boston College's Mall Scholar-Athlete Award.

- A communications major.

RYAN'S CAREER OFFENSIVE STATISTICS

YEAR	GP/GS	ATT	COMP	PCT	YDS	YDS/ATT	TD	INT	LG	SK	LOST	RTG
2008 ATL	16/16	434	265	61.1	3,440	7.7	16	11	70t	17	104	87.7
TOTALS	16/16	434	265	61.1	3,440	7.7	16	11	70t	17	104	87.7

RYAN'S CAREER POSTSEASON STATISTICS

YEAR	GP/GS	ATT	COMP	PCT	YDS	YDS/ATT	TD	INT	LG	SK	LOST	RTG
2008 ATL	1/1	40	26	65.0	199	5.0	2	2	28	3	9	72.8
TOTALS	1/1	40	26	65.0	199	5.0	2	2	28	3	9	72.8

RYAN'S BEST GAMES

COMPLETIONS	ATTEMPTS	YARDS	TOUCHDOWNS
24 @ NO (12/7/08)	44 @ PHI (10/26/08)	315 @ NO (12/7/08)	2, Five Times
23 @ PHI (10/26/08)	41 @ CAR (9/28/08)	301 vs. CHI (10/12/08)	Last @ SD (11/30/08)
22 vs. CHI (10/12/08)	33, Three Times	277 @ PHI (10/26/08)	
	Last @ NO (12/7/08)		
LONG	QB RATING		
70t vs. KC (9/21/08)	138.4 @ OAK (11/2/08)		
69 vs. CAR (11/23/08)	137.0 vs. DET (9/7/08)		
67t vs. NO (11/9/08)	134.0 vs. NO (11/9/08)		

2008 GAME-BY-GAME

DATE	OPP	PASSING							RUSHING		
		ATT	COM	YDS	PCT	TD	INT	LG	SK	RTG	ATT
9/7	DET	13	9	161	69.2	1	0	62t	1	113.7	0
9/14	@ TB	33	13	158	39.4	0	2	23	4	29.6	0
9/21	KC	18	12	192	66.7	1	0	70t	0	120.6	0
9/28	@ CAR	41	21	158	51.2	0	0	23	2	60.8	0
10/5	@ GB	26	16	194	61.5	2	1	37	0	94.1	0
10/12	CHI	30	22	301	73.3	1	0	47	0	116.1	0
10/26	@ PHI	44	23	277	52.3	2	2	55t	2	68.1	0
11/2	@ OAK	22	17	220	77.3	2	0	37t	3	138.4	0
11/9	NO	23	16	248	69.6	2	0	67t	0	134.0	0
11/16	DEN	33	20	250	60.6	0	1	37	0	71.5	0
11/23	CAR	27	17	259	63.0	0	0	69	1	94.5	0
11/30	@ SD	23	17	207	73.9	2	0	38	0	130.2	0
12/7	@ NO	33	24	315	72.7	1	1	59	0	99.9	0
12/14	TB	23	15	206	65.2	0	2	30	1	57.5	0
12/21	@ MIN	24	13	134	54.2	1	0	22	2	84.4	0
12/28	STL	21	10	160	47.6	1	2	41	1	49.8	0
TOTALS		434	265	3,440	61.1	16	11	70t	17	87.7	55

2008 POSTSEASON

DATE	OPP	PASSING							RUSHING		
		ATT	COM	YDS	PCT	TD	INT	LG	SK	RTG	ATT
1/3	@ ARZ	40	26	199	65.0	2	2	28	3	72.8	0
TOTALS		40	26	199	65.0	2	2	28	3	72.8	0





46

LS



MIKE SCHNECK

HT: 6' 1"	WT: 231	NFL EXP: 11	ACQ: FA-'07	3 RD YEAR WITH FALCONS
BIRTHDATE: 8/4/77		COLLEGE: UNIVERSITY OF WISCONSIN		

TRANSACTIONS

- Originally signed by the Pittsburgh Steelers as an undrafted free agent on July 12, 1999.
- Released by the Steelers and signed by the Buffalo Bills on September 6, 2005.
- Released by the Bills following the end of the 2007 training camp and signed by Atlanta on October 1, 2007.

CAREER

- Selected by the AFC coaching staff to compete in the 2006 Pro Bowl, the first of his career.

2008 (FALCONS)

- Handled all long snapping duties for Atlanta's regular season and Wild Card Playoff contest at Arizona.
- Assisted kicker Jason Elam in achieving a 93.3 field goal percentage as he split the uprights on 29 of 31 attempts.

2007 (FALCONS)

- Performed long snapping duties in 12 games while contributing with two special teams tackles.
- Handled the snapping duties on all five field goal attempts and collared one tackle on special teams at Tennessee (10/7).

2006 (BILLS)

- Handled all of the long snapping duties for the second consecutive season with the Bills.

2005 (BILLS)

- Enjoyed one of his most successful seasons in the NFL by converting 132 long snapping opportunities.
- Posted four special teams tackles.



- Selected by the AFC coaching staff to play in the 2006 Pro Bowl, the first of his career.

2004 (STEELERS)

- Played in all 16 games and solidified his image as one of the NFL's most accurate long snappers.

2003 (STEELERS)

- Played in all 16 games.

2002 (STEELERS)

- Missed four games, the firsts of his career when he suffered a dislocated elbow against the Raiders (9/15).

- Returned to action (10/27) at Baltimore.

2001 (STEELERS)

- Played in all 16 games.

- Finished with three special teams tackles (two solo).

2000 (STEELERS)

- Finished with two special teams tackles.

1999 (STEELERS)

- Finished with four special teams tackles.
- Performed all long-snapping duties in all 16 games.

COLLEGE

- Was a three-year letterman on special teams at Wisconsin while snapping for punts and place-kicks.
- Was a key reason Wisconsin featured the first-team All-Big Ten kicker Matt Davenport in 1997 and 1998.
- Had only one bad snap in his career, after returning for an elbow injury in 1997.



PERSONAL

- Was a two-time all-league linebacker at Whitefish Bay High School.
- Was a team captain and MVP during his senior year.
- Married to, Mandy, and has one son, Joseph Louis Schneck, and one daughter, Kylie Anna Schneck.

SCHNECK'S CAREER GAMES PLAYED/STARTED

2008	2007	2006	2005	2004	2003	2002	2001	2000	1999
ATL	ATL	BUF	BUF	PIT	PIT	PIT	PIT	PIT	PIT
16/0	12/0	16/0	16/0	16/0	16/0	12/0	16/0	16/0	16/0
TOTAL	152/0								

SCHNECK'S CAREER POSTSEASON GAMES PLAYED/STARTED

2008	2004	2002	2001
ATL	PIT	PIT	PIT
1/0	2/0	2/0	2/0
TOTAL	7/0		



37 CB


GLENN SHARPE

HT: 6' 0"	WT: 184	NFL EXP: 1	ACQ: FA-'08	2 ND YEAR WITH FALCONS
BIRTHDATE: 2/27/84		COLLEGE: UNIVERSITY OF MIAMI (FLA)		

TRANSACTIONS

- Originally signed by Atlanta as an undrafted rookie free agent on April 28, 2008.
- Signed to the Atlanta practice squad on August 31, 2008.
- Elevated to the Falcons 53-man roster on December 9, 2008.

2008 (FALCONS)

- Spent the first 14 weeks of the regular season on the Falcons practice squad before being signed to the active roster on December 9.
- Was inactive for Atlanta's final three regular season games and postseason contest against Arizona.

COLLEGE


- In 2007, finished with seven tackles, one interception and three passes defended in his senior season at Miami (Fla.).

- After missing the 2004 and '05 seasons due to injury, Sharpe returned to the gridiron in 2006, collared 44 tackles, two interception and a team-high 14 passes defended. For his efforts he was the recipient of the Brian Piccolo Award, given to the most courageous player in the ACC.

PERSONAL


- Attended Carol City High School (Florida) and intercepted 17 passes during his high school career.
- Earned first-team Class 6A All-State honors as a senior and competed in the Florida-Georgia All-Star game.
- Totaled 70 tackles (50 solo), 12 passes defended and three interceptions as a senior in 2001.
- A member of the *Orlando Sentinel's* Florida Super 26 as a sophomore while being rated as the No. 2 defensive back in the state by *Florida Prep Football*.





3

QB



D.J. SHOCKLEY

HT: 6' 0"	WT: 218	NFL EXP: 3	ACQ: D7-'06	4 TH YEAR WITH FALCONS
BIRTHDATE: 3/23/83		COLLEGE: UNIVERSITY OF GEORGIA		

TRANSACTIONS

- Selected as a seventh round (223rd pick overall) draft choice by Atlanta in 2006.

2008 (FALCONS)

- Designated as the team's third quarterback for all 16 games and playoff contest against Arizona.

2007 (FALCONS)

- Place on injured reserve after suffering a knee injury in a preseason game against the Buffalo Bills.

2006 (FALCONS)

- Designated as the team's third quarterback for all 16 games.

COLLEGE

- Participated in his first 26 games as a reserve with the Georgia Bulldogs before taking over the quarterback helm, starting his final 11 contests. Completed 153 of 277 passes (55.2 percent) for 2,311 yards and 21 touchdowns as a senior, giving him 3,278 yards and 31 scoring strikes among his 220 of 410 career passes.
- Started every game as a senior, ranking fourth on the school's season-record list with 2,311 yards passing. Completed 153 of 277 passes (55.2 percent) with 21 touchdowns and only five in-

terceptions. Named first team All-Southeastern Conference by the *Associated Press* and second-team by the SEC Coaches as a senior in addition to being named a finalist for the Johnny Unitas Golden Arm Award, which is given to the nation's top senior collegiate quarterback.

- As a junior, completed 26 of 60 passes (43.3 percent) for 464 yards, four touchdowns and an interception in 10 games behind starter David Greene. Added 113 yards on 24 carries (4.3 avg).

PERSONAL

- Attended North Clayton (College Park, Ga.) High School, playing football for head coach Don Shockley (D.J.'s father).
- As the 2000 Georgia Sports Writers Association Class AAAAA All-State quarterback, he threw for 1,861 yards and 11 touchdowns as a senior, as well as rushed for 864 yards and eight more scores.
- Born Donald Shockley, Jr., on March 23, 1983 in College Park, Georgia.

SHOCKLEY'S CAREER OFFENSIVE STATISTICS

YEAR	GP/GS	ATT	COMP	PCT	YDS	YDS/ATT	TD	INT	LG	SK	LOST	RTG
2006 ATL	0/0	0	0	0.0	0	0.0	0	0	0	0	0	0.0
2007 ATL	INJURED RESERVE											
2008 ATL	0/0	0	0	0.0	0	0.0	0	0	0	0	0	0.0
TOTALS	0/0	0	0	0.0	0	0.0	0	0	0	0	0	0.0





44 RB



JASON SNELLING

HT: 5' 11"	WT: 223	NFL EXP: 3	ACQ: D7-'07	3 RD YEAR WITH FALCONS
BIRTHDATE: 12/29/83		COLLEGE: UNIVERSITY OF VIRGINIA		

TRANSACTIONS

- Originally selected as a seventh round (244th pick overall) draft choice by Atlanta in 2007.

2008 (FALCONS)

- Competed in all 16 regular season contests and Atlanta's Wild Card Playoff game at Arizona.

- Finished the season with 15 rushes for 62 yards and eight receptions for 89 yards and led the team with 19 special teams tackles.

- Started his first career game at Carolina (9/28) and hauled in one reception for 11 yards.

- Tallied 47 rushing yards on eight carries and collected one pass for 12 yards at Oakland (11/2) in addition to adding one tackle on special teams.

- Notched a career-high 31 receiving yards on two catches vs. Carolina (11/23), including a career-long 27-yard reception in the first quarter.

2007 (FALCONS)

- In seven games, totaled 13 rushes for 43 yards and his first career touchdown against the Arizona Cardinals.

- Tallied two carries for 13 yards vs. Tampa Bay (11/18) in his NFL debut.

- Notched two carries for a career-high 18 yards and his first career NFL touchdown at Arizona (12/23). His first career professional touchdown came on a one-yard plunge in the first quarter.

COLLEGE

- In his 235 career rushing attempts at Virginia, was only stopped behind the line of scrimmage 15 times, while 81 of his carries produced first downs.

- Had key rushing attempts that set up 21 touchdown drives and 11 more that resulted in field goals.

- 34 of 75 catches were good for first downs.

- His average of 5.3 yards per rush ranked fifth on the school's all-time rushing record list when he graduated, topped only by John Papit (1947-50), Terry Kirby (1989-92), Barry Word (1982-85) and Nikki Fisher (1988-91).

- His 325 rushing yards in 2005 were the most by a Virginia fullback in a season since Charles Way totaled 517 yards in 1994.

- Super Sleeper Team and All-Atlantic Coast Conference second-team selection by *The NFL Draft Report* in 2006.

- His 325 yards in 2005 led ACC fullbacks and were the most by a Virginia fullback in a season since 1994.

PERSONAL

- Attended L.C. Bird High School (Richmond, Va.).

- Four-time all-district tailback and was named to the all-region team three times.

- Gained over 3,300 yards rushing during his career, including 1,444 yards and 14 touchdowns during his senior season.

- Earned Group AAA All-State honors.

- Graduated in May 2006 with a degree in Anthropology.

- Born Jason Michael Snelling on December 29, 1983 in Toms River, New Jersey.



SNELLING'S CAREER OFFENSIVE STATISTICS											
		RUSHING						RECEIVING			
YEAR	GP/GS	ATT	YDS	AVG	LG	TD	REC	YDS	AVG	LG	TD
2007 ATL	7/0	13	43	3.3	17	1	0	0	0.0	0	0
2008 ATL	16/1	15	62	4.1	13	0	8	89	11.1	27	0
TOTALS	23/1	28	105	3.8	17	1	8	89	11.1	27	0

SNELLING'S CAREER POSTSEASON STATISTICS											
		RUSHING						RECEIVING			
YEAR	GP/GS	ATT	YDS	AVG	LG	TD	REC	YDS	AVG	LG	TD
2008 ATL	1/0	0	0	0.0	0	0	0	0	0.0	0	0
TOTALS	1/0	0	0	0.0	0	0	0	0	0.0	0	0

• Additional Statistics: Led the Falcons with 19 special teams tackles in 2008. Contributed with two special teams tackles in 2007.

2008 GAME-BY-GAME											
		RUSHING						RECEIVING			
DATE	OPP	RUSH	YDS	AVG	LG	TD	REC	YDS	AVG	LG	TD
9/7	DET	0	0	0.0	0	0	0	0	0.0	0	0
9/14	@ TB	0	0	0.0	0	0	0	0	0.0	0	0
9/21	KC	0	0	0.0	0	0	0	0	0.0	0	0
9/28	@ CAR	0	0	0.0	0	0	1	11	11.0	11	0
10/5	@ GB	0	0	0.0	0	0	0	0	0.0	0	0
10/12	CHI	0	0	0.0	0	0	0	0	0.0	0	0
10/26	@ PHI	0	0	0.0	0	0	2	20	10.0	18	0
11/2	@ OAK	8	47	5.9	13	0	1	12	12.0	12	0
11/9	NO	0	0	0.0	0	0	0	0	0.0	0	0
11/16	DEN	1	-3	-3.0	-3	0	1	2	2.0	2	0
11/23	CAR	0	0	0.0	0	0	2	31	15.5	27	0
11/30	@ SD	1	1	0.0	0	0	0	0	0.0	0	0
12/7	@ NO	2	5	2.5	3	0	0	0	0.0	0	0
12/14	TB	0	0	0.0	0	0	0	0	0.0	0	0
12/21	@ MIN	3	12	4.0	8	0	1	13	13.0	13	0
12/28	STL	0	0	0.0	0	0	0	0	0.0	0	0
TOTALS		15	62	4.1	13	0	8	89	11.1	27	0

2008 POSTSEASON											
		RUSHING						RECEIVING			
DATE	OPP	RUSH	YDS	AVG	LG	TD	REC	YDS	AVG	LG	TD
1/3	@ ARZ	0	0	0.0	0	0	0	0	0.0	0	0
TOTALS		0	0	0.0	0	0	0	0	0.0	0	0

2007 GAME-BY-GAME											
		RUSHING						RECEIVING			
DATE	OPP	RUSH	YDS	AVG	LG	TD	REC	YDS	AVG	LG	TD
9/9	@ MIN	PRACTICE SQUAD									
9/16	@ JAX	PRACTICE SQUAD									
9/23	CAR	PRACTICE SQUAD									
9/30	HOU	PRACTICE SQUAD									
10/7	@ TEN	PRACTICE SQUAD									
10/15	NYG	PRACTICE SQUAD									
10/21	@ NO	PRACTICE SQUAD									
11/4	SF	PRACTICE SQUAD									
11/11	@ CAR	PRACTICE SQUAD									
11/18	TB	2	13	6.5	7	0	0	0	0.0	0	0
11/22	IND	4	6	1.5	3	0	0	0	0.0	0	0
12/2	@ STL	0	0	0.0	0	0	0	0	0.0	0	0
12/10	NO	3	9	3.0	4	0	0	0	0.0	0	0
12/16	@ TB	1	-1	-1.0	-1	0	0	0	0.0	0	0
12/23	@ ARZ	2	18	9.0	17	1	0	0	0.0	0	0
12/30	SEA	1	-2	-2.0	-2	0	0	0	0.0	0	0
TOTALS		13	43	3.3	17	1	0	0	0.0	0	0



74 OT

WILL SVITEK

HT: 6' 6"	WT: 309	NFL EXP: 4	ACQ: FA-'09	1ST YEAR WITH FALCONS
BIRTHDATE: 1/8/82		COLLEGE: STANFORD UNIVERSITY		

TRANSACTIONS

- Originally selected as a sixth-round (187th overall) draft choice by the Kansas City Chiefs in 2005.
- Released by the Chiefs on August 30, 2008.

- Signed by Atlanta as a free agent on February 12, 2009.

2008 SEASON

- Was released by Kansas City following training camp on August 30, 2008.

2007 (CHIEFS)

- Played in 13 games on offense and special teams, making four starts.
- Blocked for Kansas City quarterback Damon Huard to throw for 2,257 yards and 11 touchdowns.
- Started his first career NFL contest for an injured OT Damion McIntosh at Denver (12/9).

2006 (CHIEFS)

- Appeared in two games on special teams and one contest on offense.
- Part of an offensive line that paved the way for RB Larry Johnson to rush for 1,789 yards and 17 touchdowns.
- Won a World Bowl with the Frankfurt Galaxy of NFL Europa and earned all-league honors.

2005 (CHIEFS)

- Saw action in one game on special teams in his rookie campaign.

COLLEGE

- Played in 38 games at defensive end (18 starts) for Stanford and recorded 60 tackles (35 solo), 4.5 tackles for loss, 2.0 sacks, one forced fumble and one interception.

- Competed at tight end as a sophomore including time at defensive end. Competed in nine games as a senior and recorded a career-high 30 tackles.


PERSONAL

- Attended Newbury Park High School in Newbury Park, California and was a three-sport athlete.
- Registered 87 tackles, 9.0 sacks and five forced fumbles as a defensive end and caught 48 passes for 624 yards and four touchdowns as a senior tight end.
- Earned honorable mention All-America honors from *USA Today* as a senior.
- Named the California Division II Athlete of the Year by Cal-Hi Student Sports.
- Named all-county and All-CIF as a defensive end and second-team all-state honors at tight end.
- Was a two-time National Decathlon Champion.
- Traveled to the Middle East for the 2009 Super Bowl with the NFL in an effort to boost moral with the troops.
- Attended Harvard Business School in 2008 as part of the NFL Executive Education Program.

SVITEK'S CAREER GAMES PLAYED/STARTED


2007	2006	2005
KC	KC	KC
13/4	2/0	1/0
TOTAL	16/4	





38

CB



TONY TILLER

HT: 6' 0"	WT: 187	NFL EXP: 1	ACQ: FA-'09	1 ST YEAR WITH FALCONS
BIRTHDATE: 12/20/81		COLLEGE: EAST TENNESSEE STATE UNIVERSITY		

TRANSACTIONS

- Competed for three seasons in the Canadian Football League (2005-07) with the Calgary Stampeders and BC Lions.
- Signed to the Georgia Force of the Arena Football League on May 24, 2008.
- Signed by Atlanta as a free agent on February 3, 2008.
- Was named second-team All-Southern Conference in 2001 and was voted first-team All-Southern Conference by the league's players and coaches in 2002 and 2003.
- Named Southern Conference Defensive Player of the Week once and was voted as the Division I-AA Performer of the Week on one occasion as well.
- Was a Buck Buchanan Finalist in 2002 and 2003.

CAREER

- Collared 71 tackles, 10 interceptions, three forced fumbles, three fumble recoveries and two sacks in his CFL tenure.
- Intercepted two passes in four games with the Georgia Force in 2008.

COLLEGE

- Participated in 29 games at East Tennessee State and compiled 114 tackles and 12 interceptions.
- Was a third-team All-America selection at cornerback in 2001 while earning first-team honors in 2002 and 2003 by *Sports Network*.
- Rated as the second-best cornerback in Division I-AA in 2002 and 2003 by *Sports Network*.

PERSONAL

- Attended Stephenson High School in Stone Mountain, Georgia and was the first athlete to play quarterback in the school's history. Was named one of the top 100 players in Georgia in 1999.
- Participated in the North vs. South All-Star game in 2000.
- Enjoys basketball and golf in his spare time.
- Born Anthony Daryl Tiller Jr. in Melbourne, Florida.
- Married to, Tiffany, and has two children, Bryson Tiller and Brea Tiller.





33

RB



MICHAEL TURNER

HT: 5' 10"	WT: 256	NFL EXP: 6	ACQ: UFA-'08 (SD) 2 ND YEAR WITH FALCONS
BIRTHDATE: 2/13/82		COLLEGE: NORTHERN ILLINOIS UNIVERSITY	

TRANSACTIONS

- Originally selected in the fifth round (154th overall) by the San Diego Chargers in the 2004 NFL Draft.
- Signed by the Falcons as an unrestricted free agent on March 2, 2008.

CAREER

- In 75 career games, has totaled 604 carries for 2,956 yards (4.9 avg.), 23 touchdowns and a career long rush of 83 yards, which went for a touchdown.
- Topped the 1,000-yard rushing plateau for the first time in his career in 2008 while earning his first Pro Bowl selection.
- Finished with 1,699 rushing yards and 1,740 yards from scrimmage in 2008, which both ranked second in the NFL behind Minnesota RB Adrian Peterson. His rushing total also ranked third in a season in franchise history.
- Set a team record with 17 rushing touchdowns in a single-season (2008).
- Named a 2008 *Associated Press* first-team All-Pro. Was named NFC Offensive Player of the Week on three occasions in 2008 and Fed Ex Ground Player of the Week twice.
- Set a new Atlanta single-game rushing record with 220 yards against Detroit in his Falcons debut (Week 1) and posted the second-highest total with 208 yards against St. Louis in the season finale.
- Tied the team record (T.J. Duckett, 2004) with four touchdowns in one game against Carolina in Week 12.
- Turner's 102 points in 2008 ranked second in the league among non kickers.

- Ranked first in the NFL in first downs in 2008 with 86.

- Was named to *USA Today's* All Joe Team for his performance in the 2006 campaign.

- Before joining the Falcons, was responsible for three of San Diego's longest 11 rushes in team history (83, 74 and 73 yards) despite playing a back-up role behind perennial Pro Bowl running back LaDainian Tomlinson.

2008 (FALCONS)

- Paced a Falcons rushing attack which finished second in the NFL with 376 carries for 1,699 yards (4.5 avg.), 17 touchdowns and a long rush of 70 yards. Also contributed with six receptions for 41 yards en route to his first Pro Bowl appearance.
- Recorded eight 100-yard games, which was the third-most ever for the Falcons in a single season.
- Totaled four multiple-touchdown games.
- The Falcons were 8-0 when Turner rushed for 50 yards or more in the first half.
- Posted Atlanta's fourth-longest rush in franchise history with a 70-yard rush against St. Louis in the season finale.
- Finished second in the league in fourth quarter rushing with 74 rushes for 389 yards and five touchdowns.
- Led the NFL in rushes of 10-plus yards (45) and carries (376).
- Logged a franchise and career single-game high 220 rushing yards with two touchdowns on 22 carries in his Falcons debut vs. Detroit (9/7). His 220 rushing yards led a Falcons ground attack that amassed a





franchise single-game high 318 total yards. Turner's total was the most in NFL history by a player in his first game with a new team and fell 30 yards short of tying an opening day rushing record held by O.J. Simpson (250 yards in 1973).

- Posted a team-high 104 rushing yards on 23 carries with three touchdowns vs. Kansas City (9/21).
- Registered 26 rushing attempts for 121 yards with one touchdown at Green Bay (10/5).
- Recorded his fourth 100-yard rushing game of the season at Oakland (11/2) with 139 yards on a career-high 31 carries.
- Tallied 25 carries for 81 yards with two touchdowns vs. Denver (11/16).
- Tied single-game franchise highs in rushing touchdowns (four) and points scored (24) vs. Carolina (11/23) by recording 117 rushing yards on 24 carries. Also topped 1,000 rushing yards for the season and the first time in his career.
- Carried the ball 31 times for 120 yards at San Diego (11/30).
- Registered 61 rushing yards on 18 attempts with one touchdown at New Orleans (12/7). His rushing score tied Jamal Anderson for the most rushing scores (14) in a single-season in team history.
- Logged his third-highest rushing total of the season with 152 yards on 32 attempts against Tampa Bay (12/14). Added his 15th rushing touchdown of the season, which set a franchise record. Also caught two passes for 30 yards, both of which went for his first two receiving first downs of the season.
- Posted 208 yards and one touchdown on 25 carries against St. Louis (12/28) to mark his second 200-yard game this season and set the second-highest rushing total in a single game in franchise history. Turner also finished the regular season with 1,699 yards, which ranks third in a single-season in franchise history. His 17 rushing touchdowns at the end of the regular season were the most in franchise history.
- In his first career playoff start in a Wild Card contest at Arizona (1/3/09), totaled 18 carries for 42 yards and one touchdown in the second quarter. Also caught one pass for seven yards.

2007 (CHARGERS)

- Compiled 71 rushes for 316 yards (4.5 avg.) in 16 games while contributing with a 74-yard touchdown scamper and 16 receiving yards.
- Totaled ten rushes for 41 yards in the season opener against Chicago (9/9).
- Posted a career-high 147 yards on 10 carries while adding his second longest career rush on a 74-yard touchdown scamper at Denver (10/7).
- Set a season-high with 11 rushes for (42 yards) in the season finale at Oakland (12/30).

2006 (CHARGERS)

- Saw action in 13 games and set career highs in rushes (80) and rushing yards (502) while adding two touchdowns and 47 receiving yards.
- Tallied second career 100-yard game with 13 rushes for 138 yards (10.6 avg.) and his third longest rush (73 yards) vs. Tennessee (9/17).
- Posted his second touchdown of the season while adding 28 yards against St. Louis (10/29).
- Notched his second highest rushing total of the season (58 yards) against Kansas City (12/17) and tied the mark versus Arizona in the season finale (12/31).

2005 (CHARGERS)

- Played in all 16 games for the first time in his career while recording 57 rushes for 335 yards and a career-high three touchdowns.
- Totaled a season-high 11 rushes for 44 yards at New England (10/2).
- Scored his first touchdown of the season against Buffalo (11/20) while adding 48 rushing yards.
- Posted his first career 100-yard game (113) on eight carries and set a career long rush of 83 yards for a touchdown, the third longest rush in club history, and the longest since 1962 at Indianapolis (12/18).

2004 (CHARGERS)

- In his rookie season, saw action in 14 games with one start while contributing with 20 rushes for 104 yards (5.2 avg.).
- Made his first career start in the season finale at Kansas City (1/2) while registering a career-high 15 carries for 87 yards (5.8 avg.).



COLLEGE

- Left Northern Illinois ranked 13th on the NCAA's all-time rushing list with 4,941 yards, which was also the second-highest yardage total in Mid-American Conference annals.
- Rushed for 238 yards in his very first college start vs. Eastern Michigan and logged a freshman record 52 carries (for 281 yards) vs. CMU.
- Finished second in the nation in rushing as a junior (1,915 yards) and senior (1,648 yards) while leading all freshman rushers (983 yards) in the nation.
- Shattered the school record for all-purpose yards (6,038) while finishing second in school history in points scored (288).

- Was named second-team All-America by the *NFL Draft Report* as a junior and senior and earned first-team All-MAC honors in his final two seasons.

PERSONAL

- Attended North Chicago High School in North Chicago, Illinois.
- An all-county selection by *Waukegan News-Sun* and all-state by *Champaign News-Gazette*.
- Was named offensive player of the year and team MVP as a junior and senior.
- Born in Waukegan, Illinois.

TURNER'S CAREER OFFENSIVE STATISTICS

YEAR	GP/GS	RUSHING					RECEIVING				
		ATT	YDS	AVG	LG	TD	REC	YDS	AVG	LG	TD
2004 SD	14/1	20	104	5.2	30	0	4	8	2.0	7	0
2005 SD	16/0	57	335	5.9	83t	3	0	0	0.0	0	0
2006 SD	13/0	80	502	6.3	73	2	3	47	15.7	30	0
2007 SD	16/0	71	316	4.5	74t	1	4	16	4.0	12	0
2008 ATL	16/16	376	1,699	4.5	70	17	6	41	6.8	18	0
TOTALS	75/17	604	2,956	4.9	83t	23	17	112	6.6	30	0

TURNER'S CAREER POSTSEASON STATISTICS

YEAR	GP/GS	RUSHING					RECEIVING				
		ATT	YDS	AVG	LG	TD	REC	YDS	AVG	LG	TD
2006 SD	1/0	3	24	8.0	17	1	0	0	0.0	0	0
2007 SD	3/0	43	164	3.8	19	0	1	5	5.0	5	0
2008 ATL	1/1	18	42	2.3	13	1	1	7	7.0	7	0
TOTALS	5/1	64	230	3.6	19	2	2	12	6.0	7	0

TURNER'S CAREER RETURN STATISTICS

YEAR	PUNT RETURNS						KICKOFF RETURNS				
	NO	FC	YDS	AVG	LG	TD	NO	YDS	AVG	LG	TD
2004 SD	0	0	0	0.0	0	0	1	18	18.0	18	0
2005 SD	0	0	0	0.0	0	0	1	0	0.0	0	0
2006 SD	0	0	0	0.0	0	0	36	954	26.5	58	0
2007 SD	0	0	0	0.0	0	0	6	139	23.2	28	0
TOTALS	0	0	0	0.0	0	0	44	1,111	25.3	58	0

TURNER'S BEST GAMES

RUSHES	RUSHING YARDS	LONG	TOUCHDOWNS
32 vs. TB (12/14/08)	220 vs. DET (9/7/08)	83t @ IND (12/18/05)	4 vs. CAR (11/23/08)
31 @ SD (11/30/08)	208 vs. STL (12/28/08)	74t @ DEN (10/7/07)	3 vs. KC (9/21/08)
30 @ OAK (11/2/08)	152 vs. TB (12/14/08)	73 vs. TEN (9/17/06)	



2008 GAME-BY-GAME												
DATE	OPP	RUSHING				RECEIVING				REC	YDS	AVG
		RUSH	YDS	AVG	LG TD	REC	YDS	AVG	LG TD			
9/7	DET	22	220	10.0	66 2	1	6	6.0	6	0		
9/14	@ TB	14	42	3.0	17	0	1	6	6.0	6	0	
9/21	KC	23	104	4.5	38 3	0	0	0.0	0	0		
9/28	@ CAR	18	56	3.1	10	0	1	-1	-1.0	-1	0	
10/5	@ GB	26	121	4.7	22	1	0	0	0.0	0	0	
10/12	CHI	25	54	2.2	23	0	0	0	0.0	0	0	
10/26	@ PHI	17	58	3.4	22	0	0	0	0.0	0	0	
11/2	@ OAK	30	139	4.5	16	0	0	0	0.0	0	0	
11/9	NO	27	96	3.6	20	1	1	0	0.0	0	0	
11/16	DEN	25	81	3.2	28 2	2	0	0	0.0	0	0	
11/23	CAR	24	117	4.9	19	4	0	0	0.0	0	0	
11/30	@ SD	31	120	3.9	15	0	0	0	0.0	0	0	
12/7	@ NO	18	61	3.4	26	1	0	0	0.0	0	0	
12/14	TB	32	152	4.8	22	1	2	30	15.0	18	0	
12/21	@ MIN	19	70	3.7	13	1	0	0	0.0	0	0	
12/28	STL	25	208	8.3	70	1	0	0	0.0	0	0	
TOTALS		376	1,699	4.5	70	17	6	41	6.8	18	0	

2008 POSTSEASON												
DATE	OPP	RUSHING				RECEIVING				REC	YDS	AVG
		RUSH	YDS	AVG	LG TD	REC	YDS	AVG	LG TD			
1/3	@ ARZ	18	42	2.3	13	1	1	7	7.0	7	0	
TOTALS		18	42	2.3	13	1	1	7	7.0	7	0	

2007 GAME-BY-GAME												
DATE	OPP	RUSHING				RECEIVING				REC	YDS	AVG
		RUSH	YDS	AVG	LG TD	REC	YDS	AVG	LG TD			
9/9	CHI	10	41	4.1	11	0	0	0	0.0	0	0	
9/16	@ NE	1	3	3.0	3	0	2	14	7.0	12	0	
9/23	@ GB	4	12	3.0	9	0	0	0	0.0	0	0	
9/30	KC	2	-2	-1.0	0	0	0	0	0.0	0	0	
10/7	@ DEN	10	147	14.7	74 1	1	0	0	0.0	0	0	
10/14	OAK	5	8	1.6	2	0	0	0	0.0	0	0	
10/28	HOU	4	10	2.5	5	0	0	0	0.0	0	0	
11/4	@ MIN	1	-3	-3.0	-3	0	0	0	0.0	0	0	
11/11	IND	0	0	0.0	0	0	0	0	0.0	0	0	
11/18	@ JAX	0	0	0.0	0	0	0	0	0.0	0	0	
11/25	BAL	2	2	1.0	1	0	0	0	0.0	0	0	
12/2	@ KC	7	16	2.3	4	0	0	0	0.0	0	0	
12/9	@ TEN	2	1	0.5	2	0	0	0	0.0	0	0	
12/16	DET	5	28	5.6	10	0	1	-6	-6.0	0	0	
12/24	DEN	19	11	1.6	4	0	1	8	8.0	8	0	
12/30	@ OAK	11	42	3.8	9	0	0	0	0.0	0	0	
TOTALS		71	316	4.5	74 1	1	4	16	4.0	12	0	

2007 POSTSEASON												
DATE	OPP	RUSHING				RECEIVING				REC	YDS	AVG
		RUSH	YDS	AVG	LG TD	REC	YDS	AVG	LG TD			
1/6	TEN	9	28	3.1	11	0	0	0	0.0	0	0	
1/13	@ IND	17	71	4.2	19	0	0	0	0.0	0	0	
1/20	@ NE	17	65	3.8	12	0	1	5	5.0	5	0	
TOTALS		43	164	3.8	19	0	1	7	7.0	7	0	

2006 GAME-BY-GAME												
DATE	OPP	RUSHING				RECEIVING				REC	YDS	AVG
		RUSH	YDS	AVG	LG TD	REC	YDS	AVG	LG TD			
9/11	@ OAK	10	37	3.7	9	1	0	0	0.0	0	0	
9/17	TEN	13	138	10.6	73	0	2	17	8.5	12	0	
10/1	@ BAL	7	46	6.6	19	0	0	0	0.0	0	0	
10/8	PIT	11	56	5.1	23	0	0	0	0.0	0	0	
10/15	@ SF	1	0	0.0	0	0	0	0	0.0	0	0	
10/22	@ KC	4	18	4.5	6	0	0	0	0.0	0	0	
10/29	STL	5	28	5.6	14 1	1	0	0	0.0	0	0	
11/5	CLE	2	21	10.5	21	0	0	0	0.0	0	0	
11/12	@ CIN	1	1	1.0	1	0	0	0	0.0	0	0	
11/19	@ DEN	4	12	3.0	11	0	0	0	0.0	0	0	
11/26	OAK	INACTIVE										
12/3	@ BUF	INACTIVE										
12/10	DEN	INACTIVE										
12/17	KC	7	58	8.3	25	0	0	0	0.0	0	0	
12/24	@ SEA	4	29	7.3	21	0	0	0	0.0	0	0	
12/31	ARI	11	58	5.3	14	0	1	30	30.0	30	0	
TOTALS		80	502	6.3	73	2	3	47	15.7	30	0	

2006 POSTSEASON												
DATE	OPP	RUSHING				RECEIVING				REC	YDS	AVG
		RUSH	YDS	AVG	LG TD	REC	YDS	AVG	LG TD			
1/14	NE	3	24	8.0	17	1	0	0	0.0	0	0	
TOTALS		3	24	8.0	17	1	0	0	0.0	0	0	

2005 GAME-BY-GAME												
DATE	OPP	RUSHING				RECEIVING				REC	YDS	AVG
		RUSH	YDS	AVG	LG TD	REC	YDS	AVG	LG TD			
9/11	DAL	2	7	3.5	7	0	0	0	0.0	0	0	
9/18	@ DEN	1	6	6.0	6	0	0	0	0.0	0	0	
9/25	@ NYG	7	12	1.7	4	0	0	0	0.0	0	0	
10/2	@ NE	11	44	4.0	18	0	0	0	0.0	0	0	
10/10	PIT	0	0	0.0	0	0	0	0	0.0	0	0	
10/16	@ OAK	7	50	7.1	15	0	0	0	0.0	0	0	
10/23	@ PHI	0	0	0.0	0	0	0	0	0.0	0	0	
10/30	KC	0	0	0.0	0	0	0	0	0.0	0	0	
11/6	@ NYJ	4	18	4.5	6	0	0	0	0.0	0	0	
11/20	BUF	8	48	6.0	9	1	0	0	0.0	0	0	
11/27	@ WAS	0	0	0.0	0	0	0	0	0.0	0	0	
12/4	OAK	7	34	4.9	14	1	0	0	0.0	0	0	
12/11	MIA	1	4	4.0	4	0	0	0	0.0	0	0	
12/18	@ IND	8	113	14.1	83 1	1	0	0	0.0	0	0	
12/24	@ KC	0	0	0.0	0	0	0	0	0.0	0	0	
12/31	DEN	1	-1	-1.0	-1	0	0	0	0.0	0	0	
TOTALS		57	335	5.9	83 3	3	0	0	0.0	0	0	

2004 GAME-BY-GAME												
		RUSHING					RECEIVING					
DATE	OPP	RUSH	YDS	AVG	LG	TD	REC	YDS	AVG	LG	TD	
9/12	@ HOU	0	0	0.0	0	0	0	0	0.0	0	0	
9/19	NYJ	0	0	0.0	0	0	0	0	0.0	0	0	
9/26	@ DEN	0	0	0.0	0	0	0	0	0.0	0	0	
10/3	TEN	0	0	0.0	0	0	0	0	0.0	0	0	
10/10	JAX	0	0	0.0	0	0	0	0	0.0	0	0	
10/17	@ ATL	0	0	0.0	0	0	0	0	0.0	0	0	
10/24	@ CAR	0	0	0.0	0	0	0	0	0.0	0	0	
10/31	OAK	0	0	0.0	0	0	0	0	0.0	0	0	
11/7	NO	5	17	3.4	8	0	0	0	0.0	0	0	
11/21	@ OAK	0	0	0.0	0	0	0	0	0.0	0	0	
11/28	@ KC	0	0	0.0	0	0	0	0	0.0	0	0	
12/5	DEN	INACTIVE										
12/12	TB	INACTIVE										
12/19	@ CLE	0	0	0.0	0	0	0	0	0.0	0	0	
12/26	@ IND	0	0	0.0	0	0	0	0	0.0	0	0	
1/2	KC	15	87	5.8	30	0	4	8	2.0	7	0	
TOTALS		20	104	5.2	30	0	4	8	2.0	7	0	



14

WR

ERIC WEEMS

HT: 5' 9"	WT: 194	NFL EXP: 2	ACQ: FA-'07	3 RD YEAR WITH FALCONS
BIRTHDATE: 7/4/85		COLLEGE: BETHUNE-COOKMAN UNIVERSITY		

TRANSACTIONS

- Originally signed by Atlanta as an undrafted rookie free agent on May 1, 2007.
- Signed to the Atlanta practice squad following the 2007 training camp and was elevated to the 53-man roster for the final regular season game.
- Waived by the Falcons at the end of the 2008 training camp on August 30 and signed to the Atlanta practice squad the following day. Signed to the Atlanta active roster on November 19, 2008.

2008 (FALCONS)

- Saw action in six games and totaled one reception for four yards and three special teams stops.

2007 (FALCONS)

- Spent the first 15 games on the Falcons practice squad before seeing his first NFL action in the season finale against Seattle (12/30).

COLLEGE

- Posted 178 receptions for 2,533 yards with 19 touchdowns in 42 games as a member of the Bethune-Cookman Wildcats.
- Recorded career highs in catches (62), receiving yards (864) and touchdowns (nine) as a senior in 2006 and tallied the sixth-most touchdowns scored in a single season in MEAC history (10).

PERSONAL

- Prepped at Seabreeze (Ormond Beach, FL) High School where he was named an all-state and all-area performer.
- Earned team MVP honors as a senior after collaring 97 tackles and two sacks as a defensive back.
- Participated in basketball and earned all-area honors by averaging 23.5 points per game with four steals and nine rebounds.

WEEMS' CAREER STATISTICS

YEAR	RECEIVING						RUSHING				
	GP/GS	REC	YDS	AVG	LG	TD	ATT	YDS	AVG	LG	TD
2007 ATL	1/0	0	0	0.0	0	0	0	0	0.0	0	0
2008 ATL	6/0	1	4	4.0	4	0	0	0	0.0	0	0
TOTALS	7/0	1	4	4.0	4	0	0	0	0.0	0	0

- Additional Statistics: Three special teams tackles in 2008.
- Competed in in Atlanta's Wild Card contest against Arizona (1/3/09), but did not record a reception.



84 WR

RODDY WHITE

HT: 6' 0"	WT: 212	NFL EXP: 5	ACQ: D1-'05	5 TH YEAR WITH FALCONS
BIRTHDATE: 11/2/81		COLLEGE: UNIVERSITY OF ALABAMA-BIRMINGHAM		

TRANSACTIONS


- Selected as a first round (27th pick overall) draft choice by Atlanta in 2005.

CAREER

- Set a franchise receiving record with 1,382 yards in 2008, besting Alfred Jenkins' old record of 1,358 yards in 1981 en route to his first Pro Bowl selection.
- Topped the 1,000-yard plateau in 2008, becoming the first Falcons receiver to record back-to-back 1,000-yard campaigns since 1998 and '99 and the first receiver in franchise history to post back-to-back 1,200-yard seasons.
- White and RB Michael Turner became the first Falcons duo to record 1,000-yard rushing and receiving seasons since 1998.
- Posted the Falcons first 1,000-yard season by a receiver since 1999 when he compiled 1,202 yards on 83 receptions in 2007.
- Finished the 2007 campaign tied for third in the NFC in receiving yards (1,202) while recording a career-best five 100-yard games.
- Strong, physical receiver, who saw immediate action in his rookie campaign, ranking fourth among all rookie receivers in 2005.
- 2008 (FALCONS)**
 - Recorded career franchise highs in receptions (88), receiving yards (1,382), touchdowns (seven) and 100-yard games (seven). White's reception total ranked third in the NFC and his receiving yard total was the fourth-best in the NFL.
 - Led the league in third down receiving yards (516) and ranked tied for second in the NFL in third down receptions (29).

FALCONS SINGLE-SEASON RECEIVING YARD LEADERS

RODDY WHITE
OTHER FALCONS



- Finished the season ranked third in the NFL in receptions of over 25 yards with 14.
- Set a single-game career-high in receiving yards with 164 at New Orleans in Week 14.
- The Falcons finished the season with a 5-1 record when White tallied one or more touchdowns in a contest.
- In Atlanta's Wild Card Playoff meeting at Arizona, White caught 11 passes, which set a franchise record for catches in a postseason game.
- Logged 119 receiving yards on five receptions with one touchdown vs. Kansas City (9/21). His 70-yard touchdown catch in the first quarter marked the longest reception of his career.
- Hauled in eight catches for 132 yards with one touchdown at Green Bay (10/5).
- Posted nine receptions for 112 yards with one score vs. Chicago (10/12).
- Registered 113 receiving yards on eight grabs with a season-high two touchdowns at Philadelphia (10/26).
- Hauled in six receptions for 112 yards at San Diego (11/30). He became the first Falcons receiver to record back-to-back 1,000-yard receiving seasons since Terance Mathis (1998 and '99).



- Tallied a career-high 164 receiving yards on a season-high 10 receptions at New Orleans (12/7).

- Recorded his seventh receiving touchdown of the season against St. Louis (12/28) while setting the franchise record for receiving yards in a season with 1,382.

- Started his first career playoff game in Atlanta's Wild Card match-up at Arizona (1/3/09) and led the team in receiving with 11 receptions for 84 yards and one touchdown. Set postseason franchise records with eight first half catches and 11 total receptions.

2007 (FALCONS)

- Posted Atlanta's first 1,000-yard season since 1999 (1,202) while setting then career highs in receptions (83) and a long catch of 69 yards for a touchdown against Carolina in Week 3. His 83 receptions were the fifth-most for a Falcons receiver in franchise history.

- Tallied 127 receiving yards on seven grabs and added one touchdown reception vs. Carolina (9/23). His 69-yard touchdown grab in the second quarter marked the longest reception of his career.

- Led the team in receiving with six catches for 104 yards and one touchdown vs. Indianapolis (11/22).

- Posted 10 receptions for a then career-high 146 receiving yards at St. Louis (12/2) in addition to recording one touchdown.

- Tallied a career-high 12 receptions for 141 yards at Arizona (12/10) with his 10-yard catch in the first quarter amassing the 1,000-yard plateau for the season.

2006 (FALCONS)

- Saw action in all 16 games, starting in five and compiled 30 receptions for 506 yards (16.9 avg.). His 506 yards ranked second among Falcons receivers.

- Logged his second highest receiving total of the season against Cleveland (11/12) when he caught five passes for 99 yards and a then career-long reception of 55 yards.

2005 (FALCONS)

- Became the starting wide receiver halfway through the season as he played in all 16 games with eight starts and ranked fourth on the team with 446 receiving yards on 29 receptions with three touchdowns. Also tallied four carries for 12 yards and three special teams tackles.

- Started at Green Bay (11/13) in place of Michael Jenkins and notched two catches for 22 yards, including his first career touchdown for 19 yards.

- Garnered a then career-high 108 receiving yards on four catches vs. Tampa Bay (11/20).

COLLEGE

- Totaled 163 receptions for 3,112 yards and 26 touchdowns, while starting 43 of 45 games for Alabama-Birmingham during his four-year career with the Blazers. His career totals rank second all-time in school history.

- Led the nation with 1,452 receiving yards and ranked third in the country with a 20.5-yard per catch average in 2004 as an All-Conference USA first-team pick as a senior. Registered six 100-yard receiving contests.

- Received All-Conference USA second-team honors after starting every game for the Blazers and leading the team with 39 catches for 844 yards with seven touchdowns as a junior.

PERSONAL

- Lettered in football, baseball and wrestling at James Island (Charleston, SC) High School, where he twice earned all-state and All-Low County recognition for football.

- Won two state wrestling titles.

- Born Sharod Lamor White on November 2, 1981 in James Island, South Carolina.

- Has one son, Roddy Jr., and one daughter, Milan.



WHITE'S CAREER STATISTICS

YEAR	RECEIVING						RUSHING					
	GP/GS	REC	YDS	AVG	LG	TD	ATT	YDS	AVG	LG	TD	
2005 ATL	16/8	29	446	15.4	54t	3	4	12	3.0	16	0	
2006 ATL	16/5	30	506	16.9	55	0	0	0	0.0	0	0	
2007 ATL	16/15	83	1,202	14.5	69t	6	1	-2	-2.0	-2	0	
2008 ATL	16/15	88	1,382	15.7	70t	7	2	4	2.0	2	0	
TOTALS	64/43	230	3,536	15.4	70t	16	7	14	2.0	16	0	

WHITE'S CAREER POSTSEASON STATISTICS

YEAR	RECEIVING						RUSHING					
	GP/GS	REC	YDS	AVG	LG	TD	ATT	YDS	AVG	LG	TD	
2008 ATL	1/1	11	84	7.6	12	1	0	0	0.0	0	0	
TOTALS	1/1	11	84	7.6	12	1	0	0	0.0	0	0	

WHITE'S BEST GAMES

RECEPTIONS	YARDS	LONG	TOUCHDOWNS
12 @ ARZ (12/23/07)	164 @ NO (12/7/08)	70t vs. KC (9/21/08)	2 @ PHI (10/26/08)
10 @ NO (12/7/08)	146 @ STL (12/2/07)	69t vs. CAR (9/23/07)	
10 at STL (12/2/07)	141 @ ARZ (12/23/07)	59 @ NO (12/7/08)	

2008 GAME-BY-GAME

DATE	OPP	RECEIVING					RUSHING				
		REC	YDS	AVG	LG	TD	RSH	YDS	AVG	LG	TD
9/7	DET	2	54	27.0	46	0	0	0	0.0	0	0
9/14	@ TB	4	59	14.8	19	0	1	2	2.0	2	0
9/21	KC	5	119	23.8	70t	1	0	0	0.0	0	0
9/28	@ CAR	7	90	12.9	23	0	0	0	0.0	0	0
10/5	@ GB	8	132	16.5	37	1	0	0	0.0	0	0
10/12	CHI	9	112	12.4	26	1	0	0	0.0	0	0
10/26	@ PHI	8	113	14.1	55t	2	0	0	0.0	0	0
11/2	@ OAK	5	54	10.8	17	0	0	0	0.0	0	0
11/9	NO	5	68	13.6	16t	1	1	2	2.0	2	0
11/16	DEN	5	102	20.4	37	0	0	0	0.0	0	0
11/23	CAR	4	70	17.5	30	0	0	0	0.0	0	0
11/30	@ SD	6	112	18.7	38	0	0	0	0.0	0	0
12/7	@ NO	10	164	16.4	59	0	0	0	0.0	0	0
12/14	TB	4	61	15.3	30	0	0	0	0.0	0	0
12/21	@ MIN	3	24	8.0	12	0	0	0	0.0	0	0
12/28	STL	3	48	16.0	22	1	0	0	0.0	0	0
TOTALS		88	1,382	15.7	70t	7	2	4	2.0	2	0

2008 POSTSEASON

DATE	OPP	RECEIVING					RUSHING				
		REC	YDS	AVG	LG	TD	RSH	YDS	AVG	LG	TD
1/3	@ ARZ	11	84	7.6	12	1	0	0	0.0	0	0
TOTALS		11	84	7.6	12	1	0	0	0.0	0	0

2007 GAME-BY-GAME

DATE	OPP	RECEIVING					RUSHING				
		REC	YDS	AVG	LG	TD	RSH	YDS	AVG	LG	TD
9/9	@ MIN	4	29	7.3	9	0	0	0	0.0	0	0
9/16	@ JAX	4	81	20.3	35	0	0	0	0.0	0	0
9/23	CAR	7	127	18.1	69t	1	0	0	0.0	0	0
9/30	HOU	3	64	21.3	34	0	0	0	0.0	0	0
10/7	@ TEN	3	55	18.3	34	0	1	-2	-2.0	-2	0
10/15	NYG	4	64	16.0	38	0	0	0	0.0	0	0
10/21	@ NO	8	110	13.8	32	1	0	0	0.0	0	0
11/4	SF	3	55	18.3	22	0	0	0	0.0	0	0
11/11	@ CAR	6	57	9.5	18	0	0	0	0.0	0	0
11/18	TB	4	28	7.0	11	0	0	0	0.0	0	0
11/22	IND	6	104	17.3	48t	1	0	0	0.0	0	0
12/2	@ STL	10	146	14.6	34	1	0	0	0.0	0	0
12/10	NO	3	75	25.0	39	1	0	0	0.0	0	0
12/16	@ TB	1	4	4.0	4	0	0	0	0.0	0	0
12/23	@ ARZ	12	141	11.8	26	0	0	0	0.0	0	0
12/30	SEA	5	62	12.4	27	1	0	0	0.0	0	0
TOTALS		83	1,202	14.5	69t	6	1	-2	-2.0	-2	0



2006 GAME-BY-GAME											
DATE	OPP	RECEIVING				RUSHING				LG	TD
		REC	YDS	AVG	LG	RSH	YDS	AVG	LG		
9/10	@ CAR	1	5	5.0	5	0	0	0.0	0	0	0
9/17	TB	1	18	18.0	18	0	0	0.0	0	0	0
9/25	@ NO	0	0	0.0	0	0	0	0.0	0	0	0
10/1	ARZ	4	26	6.5	7	0	0	0.0	0	0	0
10/15	NYG	2	20	10.0	10	0	0	0.0	0	0	0
10/22	PIT	2	10	5.0	7	0	0	0.0	0	0	0
10/29	@ CIN	3	42	14.0	21	0	0	0.0	0	0	0
11/5	@ DET	0	0	0.0	0	0	0	0.0	0	0	0
11/12	CLE	5	99	19.8	55	0	0	0.0	0	0	0
11/19	@ BAL	1	49	49.0	49	0	0	0.0	0	0	0
11/26	NO	1	14	14.0	14	0	0	0.0	0	0	0
12/3	@ WAS	0	0	0.0	0	0	0	0.0	0	0	0
12/10	@ TB	2	17	8.5	12	0	0	0.0	0	0	0
12/16	DAL	3	104	34.7	52	0	0	0.0	0	0	0
12/24	CAR	1	12	12.0	12	0	0	0.0	0	0	0
12/31	@ PHI	4	90	22.5	47	0	0	0.0	0	0	0
TOTALS		30	506	16.9	55	0	0	0.0	0	0	0

2005 GAME-BY-GAME											
DATE	OPP	RECEIVING				RUSHING				LG	TD
		REC	YDS	AVG	LG	RSH	YDS	AVG	LG		
9/12	PHI	0	0	0.0	0	0	0	0.0	0	0	0
9/18	@ SEA	0	0	0.0	0	0	0	0.0	0	0	0
9/25	@ BUF	0	0	0.0	0	0	0	0.0	0	0	0
10/2	MIN	2	12	6.0	7	0	0	0.0	0	0	0
10/9	NE	0	2	0.0	2	0	0	0.0	0	0	0
10/16	@ NO	1	10	10.0	10	0	0	0.0	0	0	0
10/24	NYJ	2	20	10.0	11	0	0	0.0	0	0	0
11/6	@ MIA	3	50	16.7	20	0	1	16	16.0	16	0
11/13	GB	2	22	11.0	19t	1	1	2	2.0	2	0
11/20	TB	4	108	27.0	54	0	0	0.0	0	0	0
11/24	@ DET	2	25	12.5	16	0	0	0.0	0	0	0
12/4	@ CAR	3	35	11.7	17	0	0	0.0	0	0	0
12/12	NO	2	65	32.5	54t	1	1	-7	-7.0	-7	0
12/18	@ CHI	1	19	19.0	19	0	0	0.0	0	0	0
12/24	@ TB	3	31	10.3	13	0	0	0.0	0	0	0
1/1	CAR	4	47	11.8	16	1	1	1	1.0	1	0
TOTALS		29	446	15.4	54t	3	4	12	3.0	16	0



67c



BEN WILKERSON

HT: 6' 4"	WT: 313	NFL EXP: 4	ACQ: FA-'07	3 RD YEAR WITH FALCONS
BIRTHDATE: 11/22/82		COLLEGE: LOUISIANA STATE UNIVERSITY		

TRANSACTIONS

- Signed with the Cincinnati Bengals on April 28, 2005 as an undrafted rookie free agent.
- Signed by Atlanta as a free agent on August 4, 2007.

2008 (FALCONS)

- Competed in 13 games, mainly on special teams.

2007 (FALCONS)

- Saw action on special teams Weeks 1-17.

2006 (BENGALS)

- Signed to the Bengals practice squad on September 4, 2006.
- Signed from the practice squad to the active roster on November 7, 2006.
- Made his NFL debut at Cleveland (11/26).

2005 (BENGALS)

- Missed all of training camp and early season practice due to rehab from a severe knee injury he suffered in a college game.
- Under Reserve/Non-Football Injury list rules, he

remained on the list for the rest of the season after the roster-exempt window expired.

COLLEGE

- Despite missing the last four games of his senior season at LSU, he was the co-recipient of the 2004 Rimington Trophy.
- Earned first-team All-America honors in 2004 from *The Sporting News* and the American Football Coaches Association.
- Earned LSU's starting center job as a true freshman in 2001 and went on to make 41 starts.

PERSONAL

- Attended Hemphill High School where he earned several nods as the nation's top college offensive line prospect.
- Gathered All-America honors from *Parade*, *USA Today*, *ESPN* and *The Sporting News*.
- Full name is Benjamin Lorenza Wilkerson. Born in Port Arthur, Texas.
- He and his wife, Angi, have one daughter, Brianna.



WILKERSON'S CAREER GAMES PLAYED/STARTED

2008	2007	2006	2005
ATL	ATL	CIN	CIN
13/0	16/0	3/0	0/0
TOTAL	32/0		

WILKERSON'S CAREER POSTSEASON GAMES PLAYED/STARTED

2008
ATL
1/0
TOTAL 1/0



18 WR

CHANDLER WILLIAMS

HT: 5' 11" WT: 176 NFL EXP: 1 ACQ: FA-'08 2ND YEAR WITH FALCONS

BIRTHDATE: 8/9/85 COLLEGE: FLORIDA INTERNATIONAL UNIVERSITY

TRANSACTIONS

- Originally selected by the Minnesota Vikings in the seventh round (233rd overall) in the 2007 NFL Draft.
- Released by the Vikings following training camp and was signed to the Miami Dolphins practice squad where he spent the entire season.
- Waived by the Dolphins on April 25, 2008.
- Signed by Atlanta as a free agent on April 29, 2008.
- Waived by Atlanta following the conclusion of 2008 training camp on August 30.
- Signed to the Falcons practice squad on November 11, 2008.

2008 (FALCONS)

- Released by the Falcons following training camp, but was signed to the team's practice squad on November 11 where he spent the remainder of the season.

2007 (DOLPHINS)

- After spending training camp with the Vikings, was signed to the Dolphins practice squad where he served the entire season.

COLLEGE


- Left Florida International as the school record holder in receiving with 203 receptions and ranked second with 2,519 receiving yards in 41 games played.
- Was a second-team All-Sun Belt Conference selection in 2006 and played in the Texas vs. The Nation All-Star game while contributing with 664 receiving yards and one touchdown.
- Was named Sun Belt Special Teams Player of the Week following an 82-yard punt return against South Florida.
- Earned second-team All-Sun Belt honors in 2005 after totaling 870 receiving yards and two touchdowns.
- Started in four games in 2004 and finished second on the team with 46 catches.

PERSONAL


- Attended Miami Senior High School (Florida) and competed in football, basketball, track and badminton.



- Was the team's offensive MVP as a junior and senior playing wide receiver and quarterback.
- Majored in criminal justice.
- Born on August 9, 1985.



52 LB



COY WIRE

HT: 6' 0"	WT: 225	NFL EXP: 8	ACQ: FA-'08	2 ND YEAR WITH FALCONS
BIRTHDATE: 11/7/78		COLLEGE: STANFORD UNIVERSITY		

TRANSACTIONS

- Selected as a third round (97th overall) pick by the Buffalo Bills in the 2002 NFL Draft.
- Signed by Atlanta a free agent on July 25, 2008.

CAREER

- Compiled 188 tackles, five sacks, one forced fumble and five passes defended in his first seven NFL seasons between the Buffalo Bills and Falcons.
- Was voted one of the Bills captains in 2005 and '06 and a Falcons captain in 2008.

2008 (FALCONS)

- Competed in all 16 games, starting in four and contributed with 24 tackles (17 solo), one pass defended and 15 special teams stops (second on team).
- Started at outside linebacker vs. Kansas City (9/21) and posted five tackles in addition to recording three tackles on special teams.
- Made his second start of the season at outside linebacker and registered a season-high nine tackles (eight solo), one pass defended and three special teams stops vs. Tampa Bay (12/14).

- Started his second consecutive game at linebacker and totaled eight tackles (five solo) and one special teams stop at Minnesota (12/21).
- Started at linebacker and totaled eight tackles (five solo) in Atlanta's Wild Card Playoff game at Arizona (1/3/09).

2007 (BILLS)

- Named one of the Bills team captains prior to the start of the season.

- Competed in seven games with one start and finished the season with four tackles.

2006 (BILLS)

- Named a team captain and saw action in all 16 games and contributed with 16 tackles and 19 special teams stops.

2005 (BILLS)

- Played in 13 games and recorded six tackles and one forced fumble.

2004 (BILLS)

- Competed in 12 games, starting in three and totaled 31 tackles (12 solo) and one sack.

2003 (BILLS)

- In 16 games, finished the year with 15 tackles (10 solo), one sack and two passes defended.

2002 (BILLS)

- Pieced together a stellar rookie season after starting in 15 of 16 games and finished fourth on the team in tackles with 92 (67 solo).

- Recorded his first career NFL sack when he dropped Brian Griese for an eight-yard loss at Denver (9/22).

- Was second on the team with a career-high 12 tackles (nine solo) in a loss to New England (11/3).

COLLEGE

- Competed at running back and linebacker in his collegiate career at Stanford University.
- Was the only player in Stanford history to lead the team in rushing in 1998 and then in tackles in 2000 and '01.



• Finished his career with 177 tackles (111 solo) and 11 sacks for 70 yards.

• Was a First-Team All-Pac 10 Conference choice in 2001.

PERSONAL

• Attended Cedar Cliff High School (Pennsylvania) and was an All-America selection after rushing for 2,087 yards and 29 touchdowns on 334 carries.

• Was voted conference offensive player of the

year as well as Central Pennsylvania Player of the Year.

• Was a two-time All-America selection as a wrestler.

• In 2008, was hired as the keynote speaker by the U.S. Department of Education for the National Conference in Houston, Texas.

• Runs www.ignitechampions.com.


WIRE'S CAREER DEFENSIVE STATISTICS

YEAR	GP/GS	TK	SO	AST	SK	YDS	INT	YDS	LG	TD	PD	FF	FR	YDS	TD
2002	BUF 16/15	92	67	25	3.0	0.0	0	0	0	0	2	0	0	0	0
2003	BUF 16/1	15	10	5	1.0	0.0	0	0	0	0	2	0	0	0	0
2004	BUF 12/3	31	12	19	1.0	0.0	0	0	0	0	0	0	0	0	0
2005	BUF 13/0	6	3	3	0.0	0.0	0	0	0	0	0	1	0	0	0
2006	BUF 16/1	16	8	8	0.0	0.0	0	0	0	0	0	0	0	0	0
2007	BUF 7/1	4	0	4	0.0	0.0	0	0	0	0	0	0	0	0	0
2008	ATL 16/4	24	17	7	0.0	0.0	0	0	0	0	1	0	0	0	0
TOTAL	96/25	188	117	71	5.0	0.0	0	0	0	0	5	1	0	0	0


WIRE'S CAREER POSTSEASON STATISTICS

YEAR	GP/GS	TK	SO	AST	SK	YDS	INT	YDS	LG	TD	PD	FF	FR	YDS	TD
2008	ATL 1/0	8	5	3	0.0	0.0	0	0	0	0	0	0	0	0	0
TOTAL	1/0	8	5	3	0.0	0.0	0	0	0	0	0	0	0	0	0

• Additional Statistics: 15 special teams tackles in 2008, three special teams tackles in 2007, six special teams tackles in 2006, nine special teams tackles in 2005, 16 special teams tackles in 2004, 33 special teams tackles in 2003, 12 special teams tackles in 2002.



82 TE



KEITH ZINGER

HT: 6' 4"	WT: 258	NFL EXP: 1	ACQ: D7b-'08	2 ND YEAR WITH FALCONS
BIRTHDATE: 10/9/84		COLLEGE: LOUISIANA STATE UNIVERSITY		

TRANSACTIONS

• Selected as a seventh round (232nd pick overall) draft choice by Atlanta in 2008.

2008 (FALCONS)

• Spent the entire season on the Falcons practice squad.

COLLEGE

• In his career at LSU, caught 15 passes for 209 yards (13.9 avg.) and one touchdown.

• In 14 games as a senior, caught three passes for 51 yards (17.0 avg.) and a long reception of 27 yards.

• His clutch 27-yard reception came against the



- University of Tennessee in the SEC Championship game en route to a National Championship victory over the Ohio State Buckeyes in the season finale.

- Scored his first career touchdown on a nine-yard reception from QB JaMarcus Russell against Appalachian State as a junior.

PERSONAL

- Attended Leesville High School (Louisiana) and ranked as the nation's No. 13 tight end in the country by *Rivals.com*.

- Named an *Atlanta Journal-Constitution* Super Southern 100, *Baton Rouge Advocate* Second Dozen and the *New Orleans Times-Picayune* Top 25 Blue-Chip list.

- A first-team 4A All-State selection.

- Finished his senior season with 322 yards on 23 receptions for two touchdowns.


- Married to wife, Ashley.

- Born Keith Jackson Zinger on October 9, 1984.




2009 DRAFT PICKS





94

DT



PERIA JERRY

HT: 6' 2"	WT: 294	NFL EXP: R	ACQ: D1-'09	1 ST YEAR WITH FALCONS
BIRTHDATE: 8/23/84		COLLEGE: UNIVERSITY OF MISSISSIPPI		

TRANSACTIONS

- Selected as a first round (24th pick overall) draft choice by Atlanta in 2009.

CAREER

- In 38 career games at Ole Miss, totaled 132 tackles, 11.5 sacks, 33 tackles for loss, three passes defensed, two forced fumbles, two fumbles recoveries and one interception.
- Named to the All-SEC team twice in his collegiate career (first team in 2008 and second team in 2007).
- Received the 2008 Most Dedicated Player Award from the Ole Miss Alumni Association.

2008 SEASON

- Named first-team All-America by the *Associated Press* and ESPN and second-team by *CollegeFootballNews.com* and *Rivals.com*.
- A consensus first-team All-SEC selection.
- Earned a school-record four SEC weekly awards.
- Finished the season first in the SEC in TFLs (18.0), fifth in QB sacks (7.0) and tied for sixth in forced fumbles (two).
- Also tied for 11th in the nation in TFLs.
- Helped the Rebel defense rank No. 2 in the SEC and No. 4 in the nation in rush defense (85.5 ypg.) and tie for first in the NCAA in TFLs (8.62 pg.).
- One of three finalists for the Conerly Trophy, given to Mississippi's top collegiate player.
- Served as team captain.
- Named Midseason All-SEC second team by Phil Steele.

- Against Vanderbilt (9/20), recorded six tackles, 2.5 tackles for loss and forced a fumble, which was returned 13 yards for a touchdown.

- Tallied five total tackles, a career-high four tackles for loss and two sacks vs. Mississippi State (11/28).

2007 SEASON

- Named second-team All-SEC by the *Associated Press* and *Rivals.com*.
- Started all 12 games at defensive tackle.
- Ranked sixth in the SEC in TFLs with 14.0.
- Finished second on the team in TFLs, sacks (3.5) and hurries (four) and eighth in total tackles (58).
- Established a career-high eight tackles (six solo) and three tackles for loss at Georgia (9/29). Was named Rebel Quarterback Club Defensive Player of the Week for the second straight week.
- Totaled seven tackles (six solo), one tackle for loss and his first career interception vs. Northwestern State (11/3).

2006 SEASON

- Battled through injuries to appear in eight games, making six starts along the defensive line.
- Made starts at end, tackle and nose tackle.
- Totaled 22 tackles on the season with one TFL and one sack.
- Posted a season-high six tackles at Kentucky (10/16).

2005 SEASON

- Appeared in six of the final seven games of the season and totaled three tackles.



PERSONAL

- Competed at Hargrave Military Academy before joining the Ole Miss roster. Played in eight games at Hargrave in 2004 and was credited with 30 tackles and five sacks.
- Attended South Panola High School in Batesville, Mississippi and was selected as a first-team all-state and Class 5A Defensive Player of the Year by the Mississippi Association of Coaches.
- Made *Mobile Register's* Super Southeast 120 and was a member of Max Emfinger's Super South Top 200, which rated Jerry as the No. 6 inside linebacker in the region.
- Career statistics at South Panola included 255 tackles and 16 QB sacks.
- A three-year starter who capped off his senior season by leading South Panola with 104 tackles, which included seven tackles for loss and three QB sacks.
- Helped South Panola finish with a perfect 15-0 record in 2003, which was good enough to win the Class 5A state championship and earn a final No. 9 national ranking by *USA Today*.
- Full name is Peria Edward Jerry.
- Son of Anita Jerry.
- His brother, John, is an offensive lineman at Ole Miss and his cousins Eddie Strong and Toward Sanford both played at Ole Miss.
- Made the U.M.A.A. Honor Roll in Fall of 2006.

JERRY'S CAREER DEFENSIVE STATISTICS

YEAR	GP/GS	TK	SO	AST	SK	YDS	INT	YDS	LG	TD	PD	FF	FR	YDS	TD
2005	UM 6/0	3	1	2	0.0	0.0	0	0	0	0	0	0	0	0	0
2006	UM 8/6	22	13	9	1.0	2.0	0	0	0	0	0	0	0	0	0
2007	UM 12/12	58	40	18	3.5	16.0	1	6	6	0	2	0	1	0	0
2008	UM 12/12	49	25	24	7.0	54.0	0	0	0	0	1	2	1	13	1
TOTAL	38/30	132	79	53	11.5	72.0	1	6	6	0	3	2	2	13	1





25^s

WILLIAM MOORE

HT: 6' 0"	WT: 227	NFL EXP: R	ACQ: D2-'09	1 ST YEAR WITH FALCONS
BIRTHDATE: 5/18/85		COLLEGE: UNIVERSITY OF MISSOURI		

TRANSACTIONS

- Selected as a second round (55th pick overall) draft choice by Atlanta in 2009.

CAREER

- Started 32 of 48 games at Missouri and finished his career having totaled 284 tackles (182 solo), which was the fourth-highest total among Tigers defensive backs.
- Also posted three sacks, 17.0 tackles for loss, 22 passes defended, one fumble recovery and six forced fumbles.
- Totaled 11 interceptions for 162 yards, breaking Erik McMillan's school career record (three) by returning four of those for touchdowns.
- His eight interceptions in 2007 broke the old school season record of seven by Pro Football Hall of Fame safety, Roger Wehrli (1968).
- Voted a first and second-team All-America selection during his junior season.

2008 SEASON

- A team captain and Thorpe Award semi-finalist while earning All-Big 12 Conference first-team honors from the league's coaches.
- Also earned second-team accolades from the *Associated Press*, *Kansas City Star* and *Houston Chronicle*.
- Started 11 of 12 games and ranked fourth on the team with 86 tackles (55 solo), one sack, 6.5 tackles for loss and one quarterback pressure.

- Paced the Tigers with three forced fumbles and had six pass deflections along with a 17-yard interception return for a touchdown.

2007 SEASON

- Was a first-team All-America selection by *The NFL Draft Report* and *Rivals.com*.

- Earned second-team All-America honors from the *Associated Press*, *The Sporting News* and *Sports Illustrated*.

- An All-Big 12 Conference first-team choice by the *Associated Press*, *Dallas Morning News*, *Ft. Worth Star-Telegram* and *San Antonio Express-News*.

- Started all 14 games at free safety and finished second on the team with 117 tackles (71 solo), two sacks, nine tackles for loss, two fumble recoveries and six passes defended.

- Broke Roger Wehrli's school season record (seven in 1968), as he led the league and ranked tied for third in the nation with eight interceptions for 61 yards, including one touchdown.

2006 SEASON

- Competed in 13 games, starting in five and finished the season having registered 51 tackles (33 solo), one fumble recovery, eight passes defended and one interception for a 22-yard touchdown.

2005 SEASON

- Played in nine games at free safety and totaled 30 tackles (23 solo), one quarterback pressure and one forced fumble. Deflected two passes and returned his first career interception 62 yards for a touchdown in his first career start (Iowa State).

2004 SEASON

- Redshirted as a freshman.

PERSONAL

- Attended Hayti (Mo.) High School, and earned all-state honors on both sides of the ball during his career, leading his team to three consecutive conference titles before finishing second in Class 2A ranks during his junior campaign.
- Set school career-records with 74 catches for 1,768 yards and 34 touchdowns.



- His 35 total career scores ranks him fifth on Hay-ti's scoring chart.
- Added team MVP and all-conference honors on the hardwood as a junior.
- In addition to earning four letters in football, he also competed in four seasons on the school's basketball team.
- Son of Marilyn Moore and William Shaw.
- Adolescent Psychology major.

MOORE'S CAREER DEFENSIVE STATISTICS

YEAR	GP/GS	TK	SO	AST	SK	YDS	INT	YDS	LG	TD	PD	FF	FR	YDS	TD
2005	UM 9/2	30	23	7	0.0	0.0	1	62	62	1	2	1	0	0	0
2006	UM 13/5	51	33	18	0.0	0.0	1	22	22	1	8	0	1	0	0
2007	UM 14/14	117	71	46	2.0	21.0	8	61	26	1	8	2	0	0	0
2008	UM 12/11	86	55	31	1.0	10.0	1	17	17	1	6	3	0	0	0
TOTAL	48/32	284	182	102	3.0	31.0	11	162	62	4	24	6	1	0	0



21 CB

CHRISTOPHER OWENS

HT: 5' 9" WT: 179 NFL EXP: R ACQ: D3-'09 1ST YEAR WITH FALCONS

BIRTHDATE: 12/1/86 COLLEGE: SAN JOSE STATE UNIVERSITY

TRANSACTIONS

- Selected as a third round (90th pick overall) draft choice by Atlanta in 2009.

CAREER

- Started 38 of 48 games at San Jose State, including his final 37 contests at right cornerback.
- Recorded 228 tackles (132 solo), one sack, seven tackles for loss, 20 passes defended and 13 interceptions.
- His 13 INTs placed fourth on the school career-record list.

2008 SEASON

- Named a first-team All-Western Athletic Conference after finishing the season with 68 tackles (40 solo), three tackles for loss eight passes defended and one interception.
- Helped San Jose State's defense improve from 75th in 2007 to 21st (also second in the WAC) with an average of 311.7 yards allowed per game.
- Part of a defense that ranked 10th in the country and second in the conference by giving up just 170.3 passing yards per game.

2007 SEASON

- Received second-team All-WAC honors after leading the conference and ranking 12th in the nation with six interceptions for 26 return yards.

2006 SEASON

- Started in 13 games and posted 50 tackles (33 solo), five passes defended, one sack and four interceptions for 72 return yards.

- All four interceptions came in the team's final five games of the season.

2005 SEASON

- Saw considerable action and started in one contest while recording 35 tackles (18 solo), two interceptions for nine return yards and four passes defended.



PERSONAL

- Attended Dorsey (Los Angeles, California) High School.
- Paced the team with five interceptions during his senior campaign and was rewarded with first-team all-league honors.
- Older brother, Alvin, played for the San Diego Riptide of the Arena2 Football League.

OWENS' CAREER DEFENSIVE STATISTICS

YEAR	GP/GS	TK	SO	AST	SK	YDS	INT	YDS	LG	TD	PD	FF	FR	YDS	TD
2005	SJS	11/1	35	18	17	0.0	0.0	2	9	0	4	0	0	0	0
2006	SJS	13/13	50	33	17	1.0	8.0	4	72	29	0	5	1	0	0
2007	SJS	12/12	75	41	34	0.0	0.0	6	26	26	0	6	0	0	0
2008	SJS	12/12	68	40	28	0.0	0.0	1	25	25	0	8	2	0	0
TOTAL	48/38	228	132	96	1.0	8.0	13	132	29	0	23	3	0	0	0



90 DE

LAWRENCE SIDBURY

HT: 6' 3" WT: 265 NFL EXP: R ACQ: D4-'09 1ST YEAR WITH FALCONS

BIRTHDATE: 2/6/86 COLLEGE: UNIVERSITY OF RICHMOND



TRANSACTIONS

- Selected as a fourth round (125th pick overall) draft choice by Atlanta in 2009.
- Added All-CAA honors from the leagues coaches and media and was also named *College Sporting News'* Playoff Most Valuable Player.

CAREER

- Started 31 of 52 games at Richmond, recording 145 tackles (71 solo), 20.5 sacks, 38 tackles for loss four forced fumbles, two fumble recoveries and four passes defended.
- His 20.5 sacks rank fourth in school history and his 11.5 quarterback takedowns in 2008 placed him third on the school's single-season record list.
- Was only the seventh player in school history to be invited to play in the Senior Bowl.
- Set the NCAA record for the most sacks in a playoff game against Montana in a 2008 FCS title game (four) victory.
- Named the Virginia Defensive Player of the Year as a senior.
- Helped Richmond earn the school's first NCAA Championship in any sport on its way to a school record 13-3 mark.
- Started all 16 games at left defensive end and recorded a career-high 56 tackles (26 solo) while leading the Spiders with 11.5 sacks and 20 tackles for loss
- Had at least one sack in eight games and at least one tackle behind the line of scrimmage in 13 contests.

2007 SEASON

- Earned All-CAA first-team honors, in addition to being named to the all-state team by the Virginia Sports Information Directors Association.

2008 SEASON

- Earned All-America Dream Team honors from *The NFL Draft Report*.

- Started all 13 games at left defensive end, recording 48 tackles (22 solo) and ranked second on the team with 5.0 sacks, 8.5 tackles for loss and one fumble recovery.

**2006 SEASON**

- Played in nine games and finished the campaign with 17 tackles (11 solo) that included a five-yard sack and 5.5 stops for a loss of 18 yards.

2005 SEASON

- Played in 13 games at left defensive end.
- Recorded 24 tackles (12 solo) with three sacks and four tackles for loss.
- Recovered a blocked punt for a four-yard return against Hampton.

2004 SEASON

- Suited up for the season opener against North Carolina State before receiving a red-shirt status.

PERSONAL

- Attended Oxon Hill High School and earned all-state, all-metro, all-county and all-league honors as a senior.
- Served as a team captain in his final two seasons.
- A member of the Washington, D.C. Golden 11 team and played in the Prince Georges County All-Star Game.
- Received academic accolades and was an Honor Roll student as part of the Science and Tech program.
- Earned B.S. in computer science.

SIDBURY'S CAREER DEFENSIVE STATISTICS

YEAR	GP/GS	TK	SO	AST	SK	YDS	INT	YDS	LG	TD	PD	FF	FR	YDS	TD
2004	UR 1/0	0	0	0	0.0	0.0	0	0	0	0	0	0	0	0	0
2005	UR 13/1	24	12	12	3.0	12.0	0	0	0	0	1	0	0	0	0
2006	UR 9/1	17	11	6	1.0	5.0	0	0	0	0	0	0	0	0	0
2007	UR 13/13	48	22	26	5.0	33.0	0	0	0	0	1	1	1	0	0
2008	UR 16/16	56	26	30	11.5	61.0	0	0	0	0	2	3	1	0	0
TOTAL	52/31	145	71	74	20.5	111.0	0	0	0	0	4	4	2	0	0



35

CB



WILLIAM MIDDLETON

HT: 5' 11"	WT: 194	NFL EXP: R	ACQ: D5a-'09	1 ST YEAR WITH FALCONS
BIRTHDATE: 7/28/86		COLLEGE: FURMAN UNIVERSITY		

TRANSACTIONS

- Selected as a fifth round (138th pick overall) draft choice by Atlanta in 2009.

CAREER

- A three-year starter (35 starts) and a team captain his senior season.
- Also a notable contributor as a return specialist.
- In his last three seasons, totaled 186 tackles, 16.5 tackles for loss, seven interceptions and 15 passes defended.

2008 SEASON

- Competed in 12 games while logging 95 tackles (38 solo), 8.5 tackles for loss, 13 passes defended, 5.0 sacks and four interceptions.
- A first-team selection on two playoff-division All-America squads.
- Named Southern Conference Defensive Player of the Week for a performance in a Furman 34-20 win over The Citadel.

2007 SEASON

- Earned starts at right cornerback in all 11 games and totaled 53 tackles, including three for-loss, three interceptions, and nine pass deflections.



- Registered a career-high 10 tackles and a pass breakup versus Appalachian State.
- Ranked fourth in the Southern Conference in kickoff return average.

- Garnered Southern Conference Defensive Player of the Week honors after tallying six tackles and a pair of interceptions against 14th-ranked Elon (52-49 win).

2006 SEASON

- Took over the starting job at right cornerback and helped Furman to an 8-4 campaign that included a third straight playoff appearance and No. 12 national ranking in *The Sports Network's* final poll.

- Compiled 38 tackles, including four for-loss, four passes defended, and a pair of fumble recoveries.

- Was Furman's primary kickoff return specialist, averaging 23.1 yards on 25 returns, good for fourth in the Southern Conference.

- Tied a Furman record held by four others with a 100-yard return versus Wofford (35-21 win).

2005 SEASON

- Registered playing time as both a backup cornerback and kickoff return specialist.

- Averaged 22.0 yards on 32 returns.

2004 SEASON

- Red-shirt season.

PERSONAL

- Attended Marist (4A) High School.

- Totaled 148 tackles, 10 interceptions, six pass deflections, two kickoff returns for touchdowns, and two blocked punts during his prep career.

- Also recorded a school record 103-yard interception return and averaged 27.0 yards on 21 kickoff returns.

- Earned first team all-county and all-region honors in 2003 after helping his squad to a 14-1 record and state championship with 21-6 triumph over Statesboro in title contest.

- Two-time Marist Defensive Player of the Year selection.

- Biology major.

MIDDLETON'S CAREER DEFENSIVE STATISTICS

YEAR	GP/GS	TK	SO	AST	SK	YDS	INT	YDS	LG	TD	PD	FF	FR	YDS	TD
2005	FUR 14/0	8	6	2	0.0	0.0	0	0	0	0	0	1	0	0	0
2006	FUR 12/12	38	28	12	0.0	0.0	0	0	0	0	4	0	2	0	0
2007	FUR 11/11	53	27	26	0.0	0.0	3	36	27	0	9	0	0	0	0
2008	FUR 12/12	95	38	57	5.0	40.0	4	1	1	0	13	0	2	0	0
TOTAL	49/35	194	97	97	5.0	40.0	7	37	27	0	26	1	4	0	0





75^{OT}



GARRETT REYNOLDS

HT: 6' 7"	WT: 317	NFL EXP: R	ACQ: D5b-'09	1 ST YEAR WITH FALCONS
BIRTHDATE: 7/1/87		COLLEGE: UNIVERSITY OF NORTH CAROLINA		

TRANSACTIONS

- Selected as a fifth round (156th pick overall) draft choice by Atlanta in 2009.

CAREER

- A second-team All-ACC selection by the *Associated Press* and first-team All-ACC pick by *The ACC Sports Journal*.
- Named to the 2008 Lombardi Award Watch List.
- Selected to play in the 2008 Texas vs. The Nation All-Star Game.
- Has great size, agility, a tremendous work ethic and leadership skills. Is an outstanding pass protector and solid run blocker.

2008 SEASON

- A second-team All-ACC selection who started the last 26 games at right tackle.
- Consistently graded out as the team's top offensive lineman.
- Posted a 92 percent grade and eight knock-downs at Maryland.

2007 SEASON

- Started 19 career games at right tackle, including all 12 in 2007.
- Had a team-best 88 percent grade and a team-high 51 knock-down blocks on the season.

- Posted a 90 percent grade with four knock-downs in the win over Miami and was named ACC Line-man of the Week and co-offensive player of the week by the UNC coaches.

2006 SEASON

- Started seven games, including six at right tackle and one at right guard.
- Made his first career start at right guard against Duke.
- Made his first career start against Rutgers at right tackle and had four knockdown blocks.

2005 SEASON

- Played in nine games as reserve offensive tackle.

PERSONAL

- Attended Carter High School and ranked among the top 15 players in Tennessee by *Rivals.com* and *SuperPrep*.
- Named all-state at defensive tackle in 4-A schools.
- Associated Press* honorable-mention all-state selection on offense.
- Three-year starter on both the offensive line and defensive line.
- Had four sacks and 76 tackles on defense as a senior.
- Uncle is ex-49ers linebacker Jack "Hacksaw" Reynolds.

REYNOLDS' CAREER GAMES PLAYED/STARTED

2008	2007	2006	2005
UNC	UNC	UNC	UNC
12/12	12/12	12/7	9/0
TOTAL	45/31		



59 LB

SPENCER ADKINS

HT: 5' 11"	WT: 242	NFL EXP: R	ACQ: D6-'09	1 ST YEAR WITH FALCONS
BIRTHDATE: 5/16/87		COLLEGE: UNIVERSITY OF MIAMI (FLA)		

TRANSACTIONS

- Selected as a sixth round (176th pick overall) draft choice by Atlanta in 2009.

CAREER

- Saw action in 31 games in four seasons.
- Totaled 72 tackles (42 solo), 10 tackles for loss, five sacks and one interception.

2008 SEASON

- Competed in 10 games and logged 17 tackles (13 solo), six tackles for loss and four sacks.

2007 SEASON

- Played in 11 games, making the first five starts of his career.
- Finished with a career-high 52 tackles (27 solo), with three tackles for loss, one QB pressure, one sack, one pass defended and one interception.
- Made the first start of his collegiate career at weak-side linebacker against Oklahoma and played 39 downs and totaled eight tackles (four solo).
- Started at strongside linebacker and played 78 downs, making nine tackles (three solo), with one tackle for loss, one QB pressure and one pass deflection against Georgia Tech.

2006 SEASON

- A reserve linebacker and special teams performer.
- Played against Florida State, Florida A&M, FIU and Duke.
- Saw his most action at Duke, 19 plays at weakside linebacker.

2005 SEASON

- Played in six games as a true freshman, mostly on special teams.
- Saw his first action at linebacker in a 52-7 victory over Duke.


PERSONAL

- Attended Naples High School and was one of the top defensive prospects in the state.
- As a senior in 2004, made 11 sacks (four in one game) and 19 tackles for a loss.
- Didn't play organized football until high school.
- Rated as the No. 7 outside linebacker in the nation and No. 87 in the nation regardless of position by *Rivals.com*.
- Member of the *PrepStar* Top 100 Dream Team and the *Florida Times-Union* Super 75.

ADKINS' CAREER DEFENSIVE STATISTICS


YEAR	GP/GS	TK	SO	AST	SK	YDS	INT	YDS	LG	TD	PD	FF	FR	YDS	TD
2005 MIA	6/0	0	0	0	0.0	0.0	0	0	0	0	0	0	0	0	0
2006 MIA	4/0	3	2	1	0.0	0.0	0	0	0	0	0	0	0	0	0
2007 MIA	11/5	52	27	25	1.0	8.0	1	13	13	0	0	0	0	0	0
2008 MIA	10/0	17	13	4	4.0	20.0	0	0	0	0	0	0	0	0	0
TOTAL	31/5	72	42	30	5.0	28.0	1	13	13	0	0	0	0	0	0





61

DT



VANCE WALKER

HT: 6' 2"	WT: 307	NFL EXP: R	ACQ: D7-'09	1 ST YEAR WITH FALCONS
BIRTHDATE: 4/26/87		COLLEGE: GEORGIA TECH		

TRANSACTIONS

- Selected as a seventh round (210th pick overall) draft choice by Atlanta in 2009.

CAREER

- Voted a 2008 first-team All-ACC selection by the *ACC Sports Journal* and was a '08 Bednarik Award Semifinalist.
- A 2007 first-team All-ACC pick and third-team All-America selection by the *Associated Press*.
- Finished his Georgia Tech career with 110 tackles, 26.5 tackles for loss, 13.0 sacks, four forced fumbles and three fumble recoveries.
- His 8.5 sacks in 2007 were the 12th-highest total for a single-season in Georgia Tech annals.
- Graduated ranked 15th in school history with 13.0 sacks.

2008 SEASON

- A first-team All-ACC selection for the second straight year.
- Invited to play in the Senior Bowl.
- A preseason All-America selection by *Sports Illustrated* and the ACC Midseason Defensive MVP according to *ESPN.com*.
- Finished the season with 33 tackles, 8.5 TFLs and 3.0 sacks.
- Enjoyed one of his best games vs. Gardner-Webb (10/11) with nine tackles, five solo tackles, 2.5 tackles for loss and one sack.
- Gave Tech its first safety since 2004 when he tackled Boston College quarterback Chris Crane in the endzone.

2007 SEASON

- Started all 13 games at defensive tackle and finished with 45 tackles, 14.0 tackles for loss, 8.5 sacks, three forced fumbles and two fumble recoveries.
- His three forced fumbles ranked tied for seventh in the ACC and tied for 55th nationally.
- Ranked fifth in the ACC and tied for 34th nationally in sacks (8.5).
- Produced six tackles, including four solo tackles, a sack for minus-12 yards and recovered a fumble at Virginia (9/22).

2006 SEASON

- The top back-up at defensive tackle as a sophomore, had 17 tackles on the season.
- Credited with one tackle for loss and one-half sack.

2005 SEASON

- Developed into a key contributor on the defensive line as a true freshman.
- Totaled 15 tackles, with three tackles for loss, one sack and a fumble recovery.


PERSONAL

- Third-team all-state selection, according to the *Columbia State*.
- Named to the *Charlotte Observer's* All-Observer first-team and All-Upper South Carolina first-team.
- All-region and all-area selection by the *Rock Hill Herald*.
- Had 17.5 sacks and 41 TFLs as a senior at Fort Mill High.
- A member of South Carolina's Shrine Bowl team.
- Majored in management.



WALKER'S CAREER DEFENSIVE STATISTICS

YEAR	GP/GS	TK	SO	AST	SK	YDS	INT	YDS	LG	TD	PD	FF	FR	YDS	TD
2005	GT 10/2	15	12	3	1.0	14.0	0	0	0	0	0	0	1	0	0
2006	GT 14/2	17	9	8	0.5	1.0	0	0	0	0	0	0	0	0	0
2007	GT 13/13	45	30	15	8.5	57.0	0	0	0	0	0	3	2	0	0
2008	GT 12/12	33	18	15	3.0	7.0	0	0	0	0	1	1	0	0	0
TOTAL	49/29	110	69	41	13.0	79.0	0	0	0	0	1	4	3	0	0



11 WR

TROY BERGERON

HT: 6' 2" WT: 195 NFL EXP: 1 ACQ: FA-'09 1ST YEAR WITH FALCONS

BIRTHDATE: 12/3/83 COLLEGE: NO COLLEGE

- Signed by Atlanta on May 10, 2009...Bergeron competed with the Georgia Force of the AFL for three seasons (2005, 2007-08)...Tallied 328 receptions for 4,335 yards and 96 touchdowns while adding 1,416 kickoff return yards...Named the AFL Rookie of the Year in 2005 and was a second-team All-Arena selection in 2007...Signed by the Falcons as a free agent in 2006 and following his release after training camp was signed by the Buffalo Bills to the practice squad in Week 13 of the regular season.

PERSONAL

- Attended Shaw High School (Columbus, Georgia) and was a three-year starter who competed on the state championship team in 2000...Was named the 2000 *Columbus Ledger-Enquirer's* Offensive Player of the Year...Played wide receiver and caught 25 passes for 444 yards and seven touchdowns...Also had one interception in limited duty at cornerback...Born on December 3, 1983.



47 LB

RASHAD BOBINO

HT: 5' 9" WT: 232 NFL EXP: R ACQ: FA-'09 1ST YEAR WITH FALCONS


BIRTHDATE: 9/2/85 COLLEGE: UNIVERSITY OF TEXAS

- Signed by Atlanta on May 13, 2009...Started 45 of 52 career games at Texas while earning All-Big 12 honors on three occasions...Part of a Longhorns team that defeated USC for the 2005 National Championship...Posted 235 tackles (148 solo), 25 tackles for loss and 4.5 sacks in his collegiate career...In 2008, tallied 39 tackles as the Texas defense ranked first in the conference in scoring defense, total defense and rushing defense.

PERSONAL

- Attended La Marque High School (La Marque, Texas) and was a three-time first-team all-district performer at linebacker...Totaled 405 tackles, eight forced fumbles and one interception during his career...Was selected as the 4A Defensive Player of the Year and first-team all-state by the Texas Sports Writers Association as a senior...Born on September 2, 1985.





17 WR

BRADON GODFREY


HT: 6' 3"	WT: 201	NFL EXP: R	ACQ: FA-'09	1 ST YEAR WITH FALCONS
BIRTHDATE: 10/17/85		COLLEGE: UNIVERSITY OF UTAH		

- Signed by Atlanta on June 3, 2009... Caught 128 passes for 1,440 yards (11.3 avg.) and eight touchdowns in 36 career games at the University of Utah...As a senior in 2008, recorded season highs in receptions (56), receiving yards (556) and touchdowns (four) while averaging 9.9 yards per catch...His 128 career receptions are tied for the seventh-most all-time at Utah...Finished second on the team in catches in both 2007 and '08...Prior to transferring to Utah, spent one year

(2004) at Southern Utah University where he was named the Great West Freshman of the Year, ranking third in the conference in scoring (7.5) and field goals made per game (1.18).

PERSONAL

- Attended Layton High School (Utah)...A speech communications major...Married to wife Stephanie...Full name is Bradon Cache Godfrey...Born on October 17, 1985.



19 WR


KHALIL JONES

HT: 6' 2"	WT: 223	NFL EXP: R	ACQ: FA-'09	1 ST YEAR WITH FALCONS
BIRTHDATE: 12/10/85		COLLEGE: UNIVERSITY OF MIAMI (FLA)		

- Signed by Atlanta on May 19, 2009...In four seasons at the University of Miami, caught 13 passes for 135 yards (10.4 avg.)...In his senior season, tied a career-high with five receptions while contributing with 39 yards...Saw action in 11 games as a sophomore in 2006 and caught five passes for 51 yards...Was the recipient of the Humanitarian Award, which was presented at the MPC Computers Bowl...Also ran track for the Hurricanes.

PERSONAL

- Attended Northwestern High School (Miami, FL) and was a two-year starter for one of south Florida's top high school programs...Rated the No. 19 prospect on the *Miami Herald's* Miami-Dade Top 25...As a senior in 2003, caught 25 passes for 720 yards (28.8 avg.) and four touchdowns.

15 WR

AARON KELLY

HT: 6' 5"	WT: 203	NFL EXP: R	ACQ: FA-'09	1 ST YEAR WITH FALCONS
BIRTHDATE: 4/2/86		COLLEGE: CLEMSON UNIVERSITY		

- Signed by Atlanta on April 27, 2009...Was one of the top wide receivers in ACC and Clemson history and graduated as the school record-holder for career touchdown receptions (20)...Ranks as the ACC all-time leader in receptions with 245 career catches...In 2008, caught 67 passes for 722 yards (10.8 avg.) and four touchdowns...Named a second-team All-ACC selection his senior season and earned first-team all-conference honors from the *Associated Press* in 2007...Earned first-team All-ACC honors by the *Associated Press*, *CollegeFootballNews.com* and *Rivals.com* in 2007...Led the ACC in receiving yards per game (83.2) and touchdowns (11) during his junior campaign.

PERSONAL

- Attended Walton High School (Marietta, GA) and posted 55 catches for 955 yards and 17 touchdowns as a senior...Averaged 19 yards on punt returns and had 1,591 all-purpose yards as a senior...AAAAA first-team all-state as a senior...Cobb County Player of the Year by the Cobb County Touchdown Club and *Marietta Daily Journal*...Born April 2, 1986.



64 DE

MAURICE LUCAS


HT: 6' 4"	WT: 267	NFL EXP: R	ACQ: FA-'09	1 ST YEAR WITH FALCONS
BIRTHDATE: 3/26/87		COLLEGE: UNIVERSITY OF COLORADO		

- Signed by Atlanta on April 27, 2009...Started all 13 games at left defensive tackle in 2008 and contributed with 43 tackles (36 solo), six tackles for loss and one quarterback sack en route to being voted as an inaugural member of the Gold Group Commitment Award...Totaled 107 tackles, four sacks, three fumble recoveries and two passes defended during his collegiate career.

PERSONAL

- Attended Rangeview High School (Colorado) and earned SuperPrep All-America honors as well as All-Midlands accolades from the publication...Dubbed the fourth-best player in Colorado and the 19th-best strong side defensive end in the nation by *Rivals.com*...Received defensive team MVP honors in 2004...Led the team with 56 tackles and six quarterback sacks as a senior...Owned a 3.0 grade point average and was on the honor roll for his junior and senior seasons...Born March 26, 1987.





16 WR


DARREN MOUGEY

HT: 6' 6"	WT: 217	NFL EXP: R	ACQ: FA-'09	1 ST YEAR WITH FALCONS
BIRTHDATE: 4/7/85		COLLEGE: SAN DIEGO STATE UNIVERSITY		

- Signed by Atlanta on April 27, 2009...Served as a quarterback and wide receiver at San Diego State...In 2008, he finished third on the team in receiving with 34 receptions for 437 yards and four touchdowns...His career receiving totals include 66 receptions for 805 yards (12.2 avg.) and six touchdowns...Was the Aztec's third-leading receiver in 2007 with 32 catches for 368 yards and two touchdowns...Was the team's backup quarterback in 2005 and 2006.

PERSONAL

- Attended Chaparral High School (Arizona) and was a *SuperPrep* All-America quarterback...*Rivals.com* listed him as the No. 19 dual-threat quarterback in the country and among the top 10 players in Arizona...Passed for 2,200 yards and 32 touchdowns with just three interceptions as a senior and ran for 290 yards...Was an Arizona Prep Coaches all-state selection as well as earning honors from the *Arizona Republic*...Named *East Valley Tribune* Offensive Player of the Year...Born April 7, 1985.



48 LS

ROBERT SHIVER

HT: 6' 3"	WT: 237	NFL EXP: R	ACQ: FA-'09	1 ST YEAR WITH FALCONS
BIRTHDATE: 8/4/85		COLLEGE: AUBURN UNIVERSITY		

- Signed by Atlanta on April 27, 2009...Competed in 38 games as the long snapper for the Auburn Tigers...Contributed to a special teams unit that recorded 11 field goals and split the uprights on 22 of 23 points after touchdown in 2008...Competed in 13 games each as the long snapper in 2006 and 2007.

PERSONAL

- Attended Brookwood High School (Thomasville, GA) and earned all-state accolades in football and basketball in 2004, his senior year...Also earned all-area honors in football basketball and basketball in '04...Was a four-year starter in football and a three-year starter in basketball...Lettered in baseball in his junior and senior seasons and won the state championship both years he lettered...Born August 4, 1985.





68 OG

RYAN STANCHEK


HT: 6' 3"	WT: 300	NFL EXP: R	ACQ: FA-'09	1 ST YEAR WITH FALCONS
BIRTHDATE: 6/26/86		COLLEGE: WEST VIRGINIA UNIVERSITY		

- Signed by Atlanta on April 27, 2009...Was a four-year starter at West Virginia competing at the guard position...A 2008 Walter Camp second-team All-America selection...Paved the way for teammates Pat White and Noel Devine to rush for 1,000-yard seasons in 2008...Earned first-team All-Big East honors in 2006 and 2008...Named second-team All-America from the *Sporting News* in 2007...Competed in bowl games all four seasons at WVU including the 2008 Fiesta Bowl and 2007 Sugar Bowl...Named to the Athletic Director's Academic Honor Roll as well

as earning ESPN/CoSIDA academic all-district honors and Big East Academic all-star accolades.

PERSONAL

- Attended LaSalle High School (Cincinnati, Ohio) and earned first-team all-state, All-GCL and All-Southwest Ohio honors in his prep years...Also named the conference and Anthony Munoz Foundation Lineman of the Year...Selected to play in the Big 33 game...Won the team Iron Man award as a junior...Also lettered in basketball and discuss... Born June 26, 1985.



65 OG

JOSE VALDEZ

HT: 6' 6"	WT: 324	NFL EXP: R	ACQ: FA-'09	1 ST YEAR WITH FALCONS
BIRTHDATE: 12/13/86		COLLEGE: UNIVERSITY OF ARKANSAS		

- Signed by Atlanta on April 27, 2009...Blocked for prolific Arkansas running backs Darren McFadden, Felix Jones and Michael Smith over his collegiate career...Started at tackle in 2007 and '08 and was moved to the strong side at the start of his senior season...Posted 25 knockdown blocks in 2007...Saw action in 14 games in 2006, contributing on special teams and earning extended reserve opportunities at offensive tackle.

PERSONAL

- Attended St. Francis High School (Wisconsin) and earned all-state honors on both offense and defense as a senior...Was ranked as the No. 6 player in the state of Wisconsin and the No. 57 offensive tackle in the country by *Rivals.com*...Helped lead his prep squad to a 12-2 record and a state runner-up finish in his senior campaign...Born December 13, 1986.





4

QB

JOHN PARKER WILSON

HT: 6' 2"	WT: 218	NFL EXP: R	ACQ: FA-'09	1 ST YEAR WITH FALCONS
BIRTHDATE: 10/17/85		COLLEGE: UNIVERSITY OF ALABAMA		

- Signed by Atlanta on April 27, 2009...Was a three-year starter at quarterback for Alabama and finished his career having completed 664 of 1,174 passes for 7,894 yards and 46 touchdowns... In 2008, led the Crimson Tide to a 12-2 record, which included victories against the third-ranked Georgia Bulldogs, ninth-ranked Clemson Tigers and 15th-ranked LSU Tigers in the season finale... His career pass attempts, completions, yards and touchdowns all sit atop the Alabama passing charts...Named the team's Offensive Achievement Award co-winner in 2007 and earned the 2008 Johnny Musso Offensive Back Award.

PERSONAL

- Attended Hoover High School (Hoover, AL) and was a three-year starter leading the Buccaneers to state titles in 2002 and '03...completed 615 of 978 passes for 8,170 yards and 78 touchdowns in his career...Went 314 of 467 for 2,821 yards and 40 touchdowns as a senior...2003 Alabama Gatorade Player of the Year...*Parade* High School All-America honoree...Alabama Sports Writers Association and *The Montgomery News* Player of the Year in 2003. Born October 17, 1985.





2008 SEASON IN REVIEW



2008 ATLANTA FALCONS // REGULAR SEASON STATS

2008

(11-5) 2nd NFC SOUTH

Coach: Mike Smith

DATE	ATL	OPP	
9/7	DET	34 21	W 62,310
9/14	@ TB	9 24	L 63,611
9/21	KC	38 14	W 62,434
9/28	@ CAR	9 24	L 72,688
10/5	@ GB	27 24	W 70,610
10/12	CHI	22 20	W 64,096
10/26	@ PHI	14 27	L 69,144
11/2	@ OAK	24 0	W 61,196
11/9	NO	34 20	W 64,826
11/16	DEN	20 24	L 64,358
11/23	CAR	45 28	W 64,841
11/30	@ SD	22 16	W 67,200
12/7	@ NO	25 29	L 70,011
12/14	TB	13 10(OT)	W 65,045
12/21	@ MIN	24 17	W 62,889
12/28	STL	31 27	W 64,617

POSTSEASON

NFC Wild Card Game			
1/3	@ ARZ	24 30	L 62,848

2008	ATL	OPP
TOTAL FIRST DOWNS	313	309
Rushing	131	108
Passing	157	189
Penalty	25	12
3rd Down: Made/Att	95/219	79/208
3rd Down Pct.	43.4	38.0
4th Down: Made/Att	6/13	10/20
4th Down Pct.	46.2	50.0
POSSESSION AVG.	30:49	29:11
TOTAL NET YARDS	5,779	5,566
Avg. Per Game	361.2	347.9
Total Plays	1,011	998
Avg. Per Play	5.7	5.6
NET YARDS RUSHING	2,443	2,040
Avg. Per Game	152.7	127.5
Total Rushes	560	415
NET YARDS PASSING	3,336	3,526
Avg. Per Game	208.5	220.4
Sacked/Yards Lost	17/104	34/245
Gross Yards	3,440	3,771
Att./Completions	434/265	549/325

SCORE/QTR	Q1	Q2	Q3	Q4	OT	PTS
Team	114	120	43	111	3	391
Opponents	52	87	60	126	0	325

SCORING	TD	Ru	Pa	Rt	PAT	FG	S	TP
Elam	0	0	0	0	42/42	29/31	0	129
Turner	17	17	0	0				0102
White	7	0	7	0				0 42
Norwood	6	4	2	0				0 36
Jenkins	3	0	3	0				0 20
Douglas	3	1	1	1				0 18
Peelle	2	0	2	0				0 12
Blalock	1	0	0	1				0 6
Finneran	1	0	1	0				0 6
Houston	1	0	0	1				0 6
C. Jackson	1	0	0	1				0 6
Ryan	1	1	0	0				0 6
Team	43	23	16	4	42/42	29/31		1391
Opponents	38	17	20	1	35/35	20/25		0325

PASSING	ATT	CMP	YDS	CP%	YD/AT	TD	TD%	INT	INT%	LG	SK/YDS	RTG
Ryan	434	265	3,440	61.1	7.93	16	3.7	11	2.5	70t	17/104	87.7
Team	434	265	3,440	61.1	7.93	16	3.7	11	2.5	70t	17/104	87.7
Opponents	549	325	3,771	59.2	6.87	20	3.6	10	1.8	56t	34/245	84.6

PUNTING	NO	YDS	AVG	NET	TB	I20	LG	B
Koenen	63	2,566	40.7	37.5	4	25	60	2
Team	63	2,566	40.7	37.5	4	25	60	2
Opponents	76	3,458	45.5	39.2	5	21	64	1

RUSHING	NO	YDS	AVG	LG	TD
Turner	376	1,699	4.5	70	17
Norwood	95	489	5.1	45t	4
Ryan	55	104	1.9	17	1
Douglas	12	69	5.8	33	1
Snelling	15	62	4.1	13	0
Mughelli	5	16	3.2	9	0
White	2	4	2.0	2	0
Team	560	2,443	4.4	70	23
Opponents	415	2,040	4.9	68t	17

INT'S	NO	YDS	AVG	LG	TD
Coleman	3	48	16.0	32	0
Houston	2	10	5.0	10t	1
C. Jackson	1	95	95.0	95t	1
Millroy	1	38	38.0	38	0
Grimes	1	25	25.0	25	0
Boley	1	16	16.0	16	0
Foxworth	1	1	1.0	1	0
Team	10	233	23.3	95t	2
Opponents	11	74	6.7	23	0

RECEIVING	NO	YDS	AVG	LG	TD
White	88	1,382	15.7	70t	7
Jenkins	50	777	15.5	62t	3
Norwood	36	338	9.4	67t	2
Douglas	23	320	13.9	69	1
Finneran	21	169	8.0	14	1
Peelle	15	159	10.6	18t	2
Snelling	8	89	11.1	27	0
Mughelli	8	57	7.1	18	0
Turner	6	41	6.8	18	0
Robinson	5	52	10.4	23	0
Hartsock	3	26	8.7	17	0
Rader	1	26	26.0	26	0
Weems	1	4	4.0	4	0
Team	265	3,440	13.0	70t	16
Opponents	325	3,771	11.6	56t	20

PUNT RET	RET	FC	YDS	AVG	LG	TD
Jennings (TM)	23	6	151	6.6	37	0
Douglas	19	3	226	11.9	61t	1
Finneran	1	3	2	2.0	2	0
Team	43	12	379	8.8	61t	1
Opponents	20	27	49	2.5	12	0

Sacks: Abraham 16.5, Davis 4.0, Babineaux 3.5, Anderson 2.0, Biermann 2.0, G. Jackson 2.0, Lofton 1.0, Moorehead 1.0, Nicholas 1.0, Group 1.0, Team 34.0, Opponents 17.0
2-Pt. Conversions: Jenkins, Team 1/1, Opponents 1/3
Fumbles Lost: Ryan 6/1, Jennings (TM) 3/2, Turner 3/2, Norwood 2/1, Douglas 1/1, Finneran 1/1, Rader 1/1, White 1/1

KICK RET	NO	YDS	AVG	LG	TD
Norwood	51	1,311	25.7	92	0
Douglas	4	46	11.5	22	0
Finneran	1	5	5.0	5	0
Mughelli	1	17	17.0	17	0
Weems	1	19	19.0	19	0
Wilkerson	1	10	10.0	10	0
Team	59	1,408	23.9	92	0
Opponents	71	1,536	21.6	88	0

FG'S	1-9	20-29	30-39	40-49	50+
Elam	0-0	11-11	7-8	10-10	1-2
Team	0-0	11-11	7-8	10-10	1-2
Opponents	1-1	9-9	6-7	3-5	1-3

Elam: (50G, 25G), (32G, 27G, 24G), (27G), (33G, 44G, 44G), (42G, 41G), (29G, 48G, 32G, 41G, 33N, 48G), (1, (48G, 51N), (22G, 27G), (46G, 36G), (23G), (35G, 40G), (23G), (26G, 34G), (22G), (39G)

Opponents: (1, (33G), (32N), (44G), (53N, 50G), (36G, 32G), (36G, 18G), (1, (24G, 44G), (49N, 20G), (23G, 21G), (43B, 28G), (26G, 46G, 25G), (53N, 38G), (29G), (31G, 27G)

TM: Played for another team



DEFENSIVE TACKLES	T	A	TOTAL TACKLES
K. Brooking	80	53	133
E. Coleman	82	45	127
L. Milloy	76	41	117
C. Lofton	67	41	108
M. Boley	65	25	90
C. Houston	52	7	59
J. Abraham	35	7	42
D. Foxworth	34	5	39
J. Babineaux	30	8	38
B. Grimes	29	7	36
J. Anderson	29	7	36
C. Davis	27	8	35
C. Jackson	27	6	33
C. Wire	17	7	24
G. Jackson	21	2	23
K. Moorehead	15	3	18
K. Biermann	11	3	14
J. Fudge	9	3	12
J. Jefferson	8	1	9
S. Nicholas	7	2	9
S. Fraser	1	1	2
Total	722	282	1,004

QUARTERBACK SACKS	SACKS
J. Abraham	16.5
C. Davis	4.0
J. Babineaux	3.5
J. Anderson	2.0
K. Biermann	2.0
G. Jackson	2.0
C. Lofton	1.0
K. Moorehead	1.0
S. Nicholas	1.0
Team Sack	1.0
Total	34.0

INTERCEPTIONS	INT'S
E. Coleman	3
C. Houston	2
C. Jackson	1
L. Milloy	1
B. Grimes	1
M. Boley	1
D. Foxworth	1
Total	10

DEFENSIVE FORCED FUMBLES	FF
J. Abraham	4
E. Coleman	2
L. Milloy	1
C. Lofton	1
C. Davis	1
K. Moorehead	1
Total	10

DEFENSIVE FUMBLE RECOVERIES	FF
C. Davis	3
C. Houston	1
J. Babineaux	1
J. Jefferson	1
Total	6

PASSES DEFENSED	PD
C. Houston	16
D. Foxworth	11
M. Boley	9
E. Coleman	6
B. Grimes	6
L. Milloy	5
C. Jackson	5
K. Brooking	3
J. Anderson	3
C. Lofton	2
J. Babineaux	2
S. Nicholas	2
J. Abraham	1
C. Davis	1
C. Wire	1
G. Jackson	1
K. Moorehead	1
S. Fraser	1
Total	76

SPECIAL TEAMS TACKLES	T	A	TOTAL TACKLES
J. Snelling	16	3	19
C. Wire	11	4	15
S. Nicholas	10	2	12
O. Mughelli	8	0	8
K. Biermann	7	0	7
C. Lofton	6	0	6
T. DeCoud	4	1	5
A. Jennings	4	0	4
J. Norwood	3	1	4
D. Irons	3	1	4
M. Koenen	3	0	3
B. Grimes	2	1	3
E. Weems	3	0	3
J. Fudge	1	1	2
A. Harris	2	0	2
B. Finneran	2	0	2
M. Schneck	1	0	1
C. Houston	0	1	1
L. Robinson	1	0	1
M. Boley	1	0	1
Total	88	15	103



GAME 1

GEORGIA DOME, ATLANTA, GA



34 - 21



DETROIT LIONS

PASSING	ATT	CP	YD	SK	TD	LG	INT	RT
J. Kitna	33	24	262	3/16	2	38	1	103.3
TOTAL	33	24	262	3/16	2	38	1	103.3

RUSHING	ATT	YDS	AVG	LG	TD
Kevin Smith	16	48	3.0	10	1
R. Johnson	3	14	4.7	12	0
J. Kitna	2	0	0.0	8	0
TOTAL	21	62	3.0	12	1

RECEIVING	NO	YDS	AVG	LG	TD
C. Johnson	7	107	15.3	38	0
Kevin Smith	4	32	8.0	12	0
S. McDonald	4	29	7.3	11	0
R. Williams	3	47	15.7	21t	1
M. Furrey	2	14	7.0	12	0
M. Gaines	2	11	5.5	6	0
D. Campbell	1	21	21.0	21	0
C. Fitzsimmons	1	1	1.0	1t	1
TOTAL	24	262	10.9	38	2

ATLANTA FALCONS

PASSING	ATT	CP	YD	SK	TD	LG	INT	RT
M. Ryan	13	9	161	1/5	1	62t	0	137.0
TOTAL	13	9	161	1/5	1	62t	0	137.0

RUSHING	ATT	YDS	AVG	LG	TD
M. Turner	22	220	10.0	66t	2
J. Norwood	14	93	6.6	17	1
H. Douglas	1	7	7.0	7	0
M. Ryan	5	-2	-0.4	2	0
TOTAL	42	318	7.6	66t	3

RECEIVING	NO	YDS	AVG	LG	TD
R. White	2	54	27.0	46	0
J. Norwood	2	6	3.0	3	0
M. Jenkins	1	62	62.0	62t	1
B. Hartsock	1	17	17.0	17	0
J. Peelle	1	13	13.0	13	0
M. Turner	1	6	6.0	6	0
O. Mughelli	1	3	3.0	3	0
TOTAL	24	262	10.9	38	2

SCORING DRIVE

TEAM	QTR	TIME	SCORING PLAY	DET	ATL
Falcons	1	13:33	M. Jenkins 62 yd. pass from M. Ryan (J. Elam kick)	0	7
Falcons	1	7:33	M. Turner 66 yd. run (J. Elam kick)	0	14
Falcons	1	3:20	M. Turner 5 yd. run (J. Elam kick)	0	21
Lions	2	4:06	Kevin Smith 3 yd. run (J. Hanson kick)	7	21
Lions	2	0:16	R. Williams 21 yd. pass from J. Kitna (J. Hanson kick)	14	21
Falcons	3	9:45	J. Elam 50 yd. Field Goal	14	24
Falcons	3	5:57	J. Norwood 10 yd. run (J. Elam kick)	14	31
Lions	3	1:40	C. Fitzsimmons 1 yd. pass from J. Kitna (J. Hanson kick)	21	31
Falcons	4	10:23	J. Elam 25 yd. Field Goal	21	34



GAME 2

RAYMOND JAMES STADIUM, TAMPA, FL



24 - 9



ATLANTA FALCONS

PASSING	ATT	CP	YD	SK	TD	LG	INT	RT
M. Ryan	33	13	158	4/29	0	23	2	29.6
TOTAL	33	13	158	4/29	0	23	2	29.6

RUSHING	ATT	YDS	AVG	LG	TD
M. Turner	14	42	3.0	17	0
H. Douglas	1	33	33.0	33	0
J. Norwood	6	18	3.0	6	0
M. Ryan	6	10	1.7	7	0
R. White	1	2	2.0	2	0
TOTAL	28	105	3.8	33	0

RECEIVING	NO	YDS	AVG	LG	TD
R. White	4	59	14.8	19	0
L. Robinson	4	45	11.3	23	0
H. Douglas	2	34	17.0	21	0
J. Norwood	1	8	8.0	8	0
O. Mughelli	1	6	6.0	6	0
M. Turner	1	6	6.0	6	0
TOTAL	13	158	12.2	23	0

TAMPA BAY BUCCANEERS

PASSING	ATT	CP	YD	SK	TD	LG	INT	RT
B. Griese	31	18	160	2/13	1	36	0	82.7
TOTAL	31	18	160	2/13	1	36	0	82.7

RUSHING	ATT	YDS	AVG	LG	TD
E. Graham	15	116	7.7	68t	1
W. Dunn	12	49	4.1	17t	1
B. Griese	1	-1	-1.0	-1	0
TOTAL	28	164	5.9	68t	2

RECEIVING	NO	YDS	AVG	LG	TD
I. Hilliard	4	41	10.3	13	0
W. Dunn	3	21	7.0	12	0
B. Askew	3	1	0.3	2	0
J. Gilmore	2	41	20.5	36	1
A. Smith	2	20	10.0	10	0
J. Galloway	2	18	9.0	12	0
E. Graham	1	12	12.0	12	0
M. Clayton	1	6	6.0	6	0
TOTAL	18	160	8.9	36	1

SCORING DRIVE

TEAM	QTR	TIME	SCORING PLAY	ATL	TB
Bucs	1	12:37	J. Gilmore 5 yd. pass from B. Griese (M. Bryant kick)	0	7
Bucs	2	11:08	W. Dunn 17 yd. run (M. Bryant kick)	0	14
Bucs	2	9:07	M. Bryant 33 yd. Field Goal	0	17
Falcons	2	0:12	J. Elam 32 yd. Field Goal	3	17
Falcons	3	1:03	J. Elam 27 yd. Field Goal	6	17
Falcons	4	5:12	J. Elam 24 yd. Field Goal	9	17
Bucs	4	3:08	E. Graham 68 yd. run (M. Bryant kick)	9	24



GAME 3

GEORGIA DOME, ATLANTA, GA



38 - 14



KANSAS CITY CHIEFS

PASSING	ATT	CP	YD	SK	TD	LG	INT	RT
T. Thigpen	36	14	128	2/11	1	15t	3	23.8
TOTAL	36	14	128	2/11	1	15t	3	23.8

RUSHING	ATT	YDS	AVG	LG	TD
L. Johnson	24	121	5.0	48	1
J. Charles	7	38	5.4	13	0
T. Thigpen	1	18	18.0	18	0
K. Smith	1	7	7.0	7	0
TOTAL	33	184	5.6	48	1

RECEIVING	NO	YDS	AVG	LG	TD
D. Bowe	4	43	10.8	15t	1
T. Gonzalez	4	35	8.8	12	0
J. Charles	3	24	8.0	13	0
D. Darling	1	11	11.0	11	0
K. Smith	1	8	8.0	8	0
M. Hagans	1	7	7.0	7	0
TOTAL	14	128	9.1	15t	1

ATLANTA FALCONS

PASSING	ATT	CP	YD	SK	TD	LG	INT	RT
M. Ryan	18	12	192	0/0	1	70t	0	120.6
TOTAL	18	12	192	0/0	1	70t	0	120.6

RUSHING	ATT	YDS	AVG	LG	TD
M. Turner	23	104	4.5	38	3
J. Norwood	11	75	6.8	44	0
M. Ryan	1	15	15.0	15	0
H. Douglas	1	-8	-8.0	-8	0
TOTAL	36	186	5.2	44	3

RECEIVING	NO	YDS	AVG	LG	TD
R. White	5	119	23.8	70t	1
M. Jenkins	2	19	9.5	16	0
H. Douglas	2	10	5.0	6	0
J. Norwood	1	30	30.0	30	0
L. Robinson	1	7	7.0	7	0
J. Peelle	1	7	7.0	7	0
TOTAL	12	192	16.0	70t	1

SCORING DRIVE

TEAM	QTR	TIME	SCORING PLAY	KC	ATL
Falcons	1	3:20	M. Turner 4 yd. run (J. Elam kick)	0	7
Falcons	1	0:07	R. White 70 yd. pass from M. Ryan (J. Elam kick)	0	14
Falcons	2	9:15	J. Elam 27 yd. Field Goal	0	17
Falcons	2	2:11	M. Turner 1 yd. run (J. Elam kick)	0	24
Chiefs	2	0:03	D. Bowe 15 yd. pass from T. Thigpen (N. Novak kick)	7	24
Chiefs	3	9:49	L. Johnson 1 yd. run (N. Novak kick)	14	24
Falcons	3	5:13	M. Turner 2 yd. run (J. Elam kick)	14	31
Falcons	4	1:01	C. Houston 10 yd. interception return (J. Elam kick)	14	38



GAME 4

BANK OF AMERICA STADIUM, CHARLOTTE, NC



24 - 9



ATLANTA FALCONS

PASSING	ATT	CP	YD	SK	TD	LG	INT	RT
M. Ryan	41	21	158	2/8	0	23	0	60.8
TOTAL	41	21	158	2/8	0	23	0	60.8

RUSHING	ATT	YDS	AVG	LG	TD
M. Turner	18	56	3.1	10	0
J. Norwood	3	51	17.0	40	0
M. Ryan	2	11	5.5	6	0
TOTAL	23	118	5.1	40	0

RECEIVING	NO	YDS	AVG	LG	TD
R. White	7	90	12.9	23	0
J. Norwood	4	1	0.3	7	0
M. Jenkins	3	32	10.7	12	0
B. Finneran	2	10	5.0	5	0
H. Douglas	2	8	4.0	5	0
J. Snelling	1	11	11.0	11	0
B. Hartsock	1	7	7.0	7	0
M. Turner	1	-1	-1.0	-1	0
TOTAL	21	158	7.5	23	0

CAROLINA PANTHERS

PASSING	ATT	CP	YD	SK	TD	LG	INT	RT
J. Delhomme	29	20	294	0/0	2	56t	0	124.8
TOTAL	29	20	294	0/0	2	56t	0	124.8

RUSHING	ATT	YDS	AVG	LG	TD
D. Williams	16	57	3.6	21	0
J. Stewart	14	52	3.7	16	1
J. McCown	3	-2	-0.7	0	0
TOTAL	33	107	3.2	21	1

RECEIVING	NO	YDS	AVG	LG	TD
M. Muhammad	8	147	18.4	36t	1
S. Smith	6	96	16.0	56t	1
D. Hackett	2	24	12.0	12	0
D. Rosario	2	18	9.0	12	0
D. Williams	2	9	4.5	7	0
TOTAL	20	294	14.7	56t	2

SCORING DRIVE

TEAM	QTR	TIME	SCORING PLAY	ATL	CAR
Panthers	1	7:13	J. Stewart 8 yd. run (J. Kasay kick)	0	7
Falcons	1	1:33	J. Elam 33 yd. Field Goal	3	7
Falcons	2	12:12	J. Elam 44 yd. Field Goal	6	7
Panthers	2	2:31	S. Smith 56 yd. pass from J. Delhomme (J. Kasay kick)	6	14
Falcons	2	0:37	J. Elam 44 yd. Field Goal	9	14
Panthers	3	1:39	J. Kasay 44 yd. Field Goal	9	17
Panthers	4	12:03	M. Muhammad 36 yd. pass from J. Delhomme (J. Kasay kick)	9	24



2008 ATLANTA FALCONS // GAME-BY-GAME STATS

GAME 5

LAMBEAU FIELD, GREEN BAY, WI



27 - 24



ATLANTA FALCONS

PASSING	ATT	CP	YD	SK	TD	LG	INT	RT
M. Ryan	26	16	194	0/0	2	37	1	94.1
TOTAL	26	16	194	0/0	2	37	1	94.1

RUSHING	ATT	YDS	AVG	LG	TD
M. Turner	26	121	4.7	22	1
H. Douglas	1	18	18.0	18	0
M. Ryan	4	16	4.0	17	0
J. Norwood	4	12	3.0	5	0
O. Mughelli	1	9	9.0	9	0
TOTAL	36	176	4.9	22	1

RECEIVING	NO	YDS	AVG	LG	TD
R. White	8	132	16.5	37	1
M. Jenkins	3	38	12.7	31	0
J. Norwood	3	9	3.0	7	0
J. Peelle	2	15	7.5	14	1
TOTAL	16	194	12.1	37	2

GREEN BAY PACKERS

PASSING	ATT	CP	YD	SK	TD	LG	INT	RT
A. Rodgers	37	25	313	2/9	3	44t	1	109.4
TOTAL	37	25	313	2/9	3	44t	1	109.4

RUSHING	ATT	YDS	AVG	LG	TD
R. Grant	18	83	4.6	14	0
B. Jackson	2	11	5.5	9	0
D. Driver	1	6	6.0	6	0
A. Rodgers	2	4	2.0	3	0
TOTAL	23	104	4.5	14	0

RECEIVING	NO	YDS	AVG	LG	TD
B. Jackson	5	12	2.4	7	0
G. Jennings	4	87	21.8	36	1
T. Humphrey	4	67	16.8	37	0
D. Lee	4	25	6.3	10	1
D. Driver	3	68	22.7	44t	1
R. Martin	3	31	10.3	14	0
J. Nelson	1	14	14.0	14	0
J. Jones	1	9	9.0	9	0
TOTAL	25	313	12.5	44t	3

SCORING DRIVE

TEAM	QTR	TIME	SCORING PLAY	ATL	GB
Falcons	1	9:53	J. Peelle 1 yd. pass from M. Ryan (J. Elam kick)	7	0
Falcons	1	4:15	J. Elam 42 yd. Field Goal	10	0
Packers	2	9:42	D. Driver 44 yd. pass from A. Rodgers (M. Crosby kick)	10	7
Falcons	2	6:02	R. White 22 yd. pass from M. Ryan (J. Elam kick)	17	7
Packers	3	0:27	M. Crosby 50 yd. Field Goal	17	10
Packers	4	10:08	G. Jennings 25 yd. pass from A. Rodgers (M. Crosby kick)	17	17
Falcons	4	7:19	J. Elam 41 yd. Field Goal	20	17
Falcons	4	3:35	M. Turner 2 yd. run (J. Elam kick)	27	17
Packers	4	1:56	D. Lee 4 yd. pass from A. Rodgers (M. Crosby kick)	27	24



GAME 6

GEORGIA DOME, ATLANTA, GA



22 - 20



CHICAGO BEARS

PASSING	ATT	CP	YD	SK	TD	LG	INT	RT
K. Orton	43	26	286	1/4	1	22	0	87.9
TOTAL	43	26	286	1/4	1	22	0	87.9

RUSHING	ATT	YDS	AVG	LG	TD
M. Forte	20	76	3.8	20	1
K. Jones	2	3	1.5	3	0
J. McKie	1	0	0.0	0	0
TOTAL	23	79	3.4	20	1

RECEIVING	NO	YDS	AVG	LG	TD
D. Hester	6	87	14.5	17	0
D. Clark	5	50	10.0	13	0
M. Forte	5	34	6.8	11	0
R. Davis	4	41	10.3	17t	1
G. Olsen	3	41	13.7	22	0
M. Booker	3	33	11.0	15	0
TOTAL	26	286	11.0	22	1

ATLANTA FALCONS

PASSING	ATT	CP	YD	SK	TD	LG	INT	RT
M. Ryan	30	22	301	0/0	1	47	0	116.1
TOTAL	30	22	301	0/0	1	47	0	116.1

RUSHING	ATT	YDS	AVG	LG	TD
M. Turner	25	54	2.2	23	0
J. Norwood	3	31	10.3	21	0
M. Ryan	1	1	1.0	1	0
H. Douglas	1	-11	-11.0	-11	0
TOTAL	30	75	2.5	23	0

RECEIVING	NO	YDS	AVG	LG	TD
R. White	9	112	12.4	26	1
H. Douglas	5	96	19.2	47	0
M. Jenkins	4	58	14.5	26	0
B. Finneran	3	29	9.7	13	0
J. Norwood	1	6	6.0	6	0
TOTAL	22	301	13.7	47	1

SCORING DRIVE

TEAM	QTR	TIME	SCORING PLAY	CHI	ATL
Falcons	1	9:13	J. Elam 29 yd. Field Goal	0	3
Falcons	1	0:59	J. Elam 48 yd. Field Goal	0	6
Falcons	2	7:49	J. Elam 32 yd. Field Goal	0	9
Bears	2	4:02	R. Gould 36 yd. Field Goal	3	9
Falcons	3	10:36	J. Elam 41 yd. Field Goal	3	12
Bears	3	2:24	M. Forte 3 yd. run (R. Gould kick)	10	12
Falcons	4	13:25	R. White 3 yd. pass from M. Ryan (J. Elam kick)	10	19
Bears	4	4:00	R. Gould 32 yd. Field Goal	13	19
Bears	4	0:11	R. Davis 17 yd. pass from K. Orton (R. Gould kick)	20	19
Falcons	4	0:00	J. Elam 48 yd. Field Goal	20	22



GAME 7

LINCOLN FINANCIAL FIELD, PHILADELPHIA, PA



27 - 14



ATLANTA FALCONS

PASSING	ATT	CP	YD	SK	TD	LG	INT	RT
M. Ryan	44	23	277	2/19	2	55t	2	68.1
TOTAL	44	23	277	2/19	2	55t	2	68.1

RUSHING	ATT	YDS	AVG	LG	TD
M. Turner	17	58	3.4	22	0
H. Douglas	2	10	5.0	6	0
J. Norwood	4	5	1.3	4	0
M. Ryan	1	4	4.0	4	0
TOTAL	24	77	3.2	22	0

RECEIVING	NO	YDS	AVG	LG	TD
R. White	8	113	14.1	55t	2
J. Norwood	5	55	11.0	20	0
M. Jenkins	3	50	16.7	21	0
B. Finneran	3	20	6.7	21	0
J. Snelling	2	20	10.0	18	0
J. Peelle	1	17	17.0	17	0
O. Mughelli	1	2	2.0	2	0
TOTAL	23	277	12.0	55t	2

PHILADELPHIA EAGLES

PASSING	ATT	CP	YD	SK	TD	LG	INT	RT
D. McNabb	34	19	253	2/13	0	30	0	79.7
TOTAL	34	19	253	2/13	0	30	0	79.7

RUSHING	ATT	YDS	AVG	LG	TD
B. Westbrook	22	167	7.6	39t	2
D. McNabb	6	25	4.2	12	1
C. Buckhalter	4	0	0.0	2	0
TOTAL	32	192	6.0	39t	3

RECEIVING	NO	YDS	AVG	LG	TD
B. Westbrook	6	42	7.0	11	0
D. Jackson	3	72	24.0	30	0
K. Curtis	3	45	15.0	25	0
L. Smith	2	29	14.5	21	0
C. Buckhalter	2	29	14.5	27	0
B. Celek	2	28	14.0	20	0
H. Baskett	1	8	8.0	8	0
TOTAL	19	253	13.3	30	0

SCORING DRIVE

TEAM	QTR	TIME	SCORING PLAY	ATL	PHI
Falcons	2	8:56	R. White 55 yd. pass from M. Ryan (J. Elam kick)	7	0
Eagles	2	2:25	D. McNabb 3 yd. run (D. Akers kick)	7	7
Eagles	2	0:00	D. Akers 36 yd. Field Goal	7	10
Eagles	3	10:24	B. Westbrook 16 yd. run (D. Akers kick)	7	17
Eagles	4	7:57	D. Akers 18 yd. Field Goal	7	20
Falcons	4	3:55	R. White 8 yd. pass from M. Ryan (J. Elam kick)	14	20
Eagles	4	1:51	B. Westbrook 39 yd. run (D. Akers kick)	14	27



GAME 8

ALAMEDA COUNTY COLISEUM, OAKLAND, CA



24 - 0



ATLANTA FALCONS

PASSING	ATT	CP	YD	SK	TD	LG	INT	RT
M. Ryan	22	17	220	3/19	2	37t	0	138.4
TOTAL	22	17	220	3/19	2	37t	0	138.4

RUSHING	ATT	YDS	AVG	LG	TD
M. Turner	31	139	4.5	16	0
J. Norwood	13	63	4.8	12t	1
J. Snelling	8	47	5.9	13	0
H. Douglas	1	2	2.0	2	0
M. Ryan	4	1	0.3	3	0
TOTAL	57	252	4.4	16	1

RECEIVING	NO	YDS	AVG	LG	TD
R. White	5	54	10.8	17	0
J. Peelle	3	33	11.0	16	0
M. Jenkins	2	64	32.0	37t	2
O. Mughelli	2	23	11.5	18	0
J. Norwood	2	20	10.0	14	0
H. Douglas	1	12	12.0	12	0
J. Snelling	1	12	12.0	12	0
B. Hartsock	1	2	2.0	2	0
TOTAL	17	220	12.9	37t	2

OAKLAND RAIDERS

PASSING	ATT	CP	YD	SK	TD	LG	INT	RT
J. Russell	19	6	31	4/21	0	7	1	19.0
TOTAL	19	6	31	4/21	0	7	1	19.0

RUSHING	ATT	YDS	AVG	LG	TD
J. Russell	2	46	23.0	24	0
J. Fargas	6	23	3.8	13	0
M. Bush	3	-2	-0.7	5	0
TOTAL	11	67	6.1	24	0

RECEIVING	NO	YDS	AVG	LG	TD
M. Bush	3	15	5.0	6	0
Z. Miller	2	9	4.5	6	0
J. Walker	1	7	7.0	7	0
TOTAL	6	31	5.2	7	0

SCORING DRIVE

TEAM	QTR	TIME	SCORING PLAY	ATL	OAK
Falcons	1	8:56	M. Jenkins 37 yd. pass from M. Ryan (J. Elam kick)	7	0
Falcons	1	5:02	J. Norwood 12 yd. run (J. Elam kick)	14	0
Falcons	2	12:54	M. Jenkins 27 yd. pass from M. Ryan (J. Elam kick)	21	0
Falcons	2	6:29	J. Elam 48 yd. Field Goal	24	0



GAME 9

GEORGIA DOME, ATLANTA, GA



34 - 20



NEW ORLEANS SAINTS

PASSING	ATT	CP	YD	SK	TD	LG	INT	RT
D. Brees	58	31	422	1/6	2	48	3	66.9
TOTAL	58	31	422	1/6	2	48	3	66.9

RUSHING	ATT	YDS	AVG	LG	TD
D. Henderson	1	30	30.0	30	0
P. Thomas	6	26	4.3	9	0
A. Stecker	3	21	7.0	12	0
D. McAllister	5	18	3.6	7	0
D. Brees	2	10	5.0	6	0
TOTAL	17	105	6.2	30	0

RECEIVING	NO	YDS	AVG	LG	TD
M. Colston	7	140	20.0	48	0
L. Moore	6	76	12.7	32t	1
B. Miller	5	65	13.0	23	0
P. Thomas	5	34	6.8	9	0
D. Patten	2	35	17.5	19	0
D. Henderson	2	33	16.5	20	0
D. McAllister	2	23	11.5	15t	1
J. Shockey	2	16	8.0	10	0
TOTAL	31	422	13.6	48	2

ATLANTA FALCONS

PASSING	ATT	CP	YD	SK	TD	LG	INT	RT
M. Ryan	23	16	248	0/0	2	67t	0	134.0
TOTAL	23	16	248	0/0	2	67t	0	134.0

RUSHING	ATT	YDS	AVG	LG	TD
M. Turner	27	96	3.6	20	1
J. Norwood	6	17	2.8	8	0
R. White	1	2	2.0	2	0
M. Ryan	2	-2	-1.0	-1	0
TOTAL	36	113	3.1	20	1

RECEIVING	NO	YDS	AVG	LG	TD
M. Jenkins	6	72	12.0	32	0
R. White	5	68	13.6	16t	1
J. Norwood	2	88	44.0	67t	1
J. Peelle	1	14	14.0	14	0
B. Finneran	1	6	6.0	6	0
M. Turner	1	0	0.0	0	0
TOTAL	16	248	15.5	67t	2

SCORING DRIVE

TEAM	QTR	TIME	SCORING PLAY	NO	ATL
Falcons	1	9:07	R. White 16 yd. pass from M. Ryan (J. Elam kick)	0	7
Saints	1	2:15	G. Hartley 24 yd. Field Goal	3	7
Falcons	2	12:04	M. Turner 2 yd. run (J. Elam kick)	3	14
Saints	2	8:33	G. Hartley 44 yd. Field Goal	6	14
Falcons	2	3:05	J. Elam 22 yd. Field Goal	6	17
Falcons	3	2:06	J. Elam 27 yd. Field Goal	6	20
Falcons	4	14:40	J. Norwood 67 yd. pass from M. Ryan (J. Elam kick)	6	27
Saints	4	9:54	D. McAllister 15 yd. pass from D. Brees (G. Hartley kick)	13	27
Falcons	4	1:17	C. Jackson 95 yd. interception return (J. Elam kick)	13	34
Saints	4	0:00	L. Moore 32 yd. pass from D. Brees (G. Hartley kick)	20	34



GAME 10

GEORGIA DOME, ATLANTA, GA



24 - 20



DENVER BRONCOS

PASSING	ATT	CP	YD	SK	TD	LG	INT	RT
J. Cutler	27	19	216	1/8	1	47	0	106.4
TOTAL	27	19	216	1/8	1	47	0	106.4

RUSHING	ATT	YDS	AVG	LG	TD
P. Hillis	10	44	4.4	12	2
P. Pope	4	35	8.8	15	0
T. Bell	7	34	4.9	9	0
E. Royal	3	7	2.3	12	0
J. Cutler	1	4	4.0	4	0
TOTAL	25	124	5.0	15	2

RECEIVING	NO	YDS	AVG	LG	TD
B. Marshall	6	89	14.8	47	0
E. Royal	4	34	8.5	18	0
B. Stokley	3	26	8.7	12	0
P. Hillis	3	26	8.7	14	0
N. Jackson	2	32	16.0	17	0
D. Graham	1	9	9.0	9t	1
TOTAL	19	216	11.4	47	1

ATLANTA FALCONS

PASSING	ATT	CP	YD	SK	TD	LG	INT	RT
M. Ryan	33	20	250	0/0	0	37	1	71.5
TOTAL	33	20	250	0/0	0	37	1	71.5

RUSHING	ATT	YDS	AVG	LG	TD
M. Turner	25	81	3.2	28t	2
M. Ryan	5	18	3.6	9	0
J. Norwood	4	18	4.5	12	0
J. Snelling	1	-3	-3.0	-3	0
TOTAL	35	114	3.3	28t	2

RECEIVING	NO	YDS	AVG	LG	TD
R. White	5	102	20.4	37	0
M. Jenkins	5	55	11.0	15	0
B. Finneran	4	44	11.0	14	0
J. Norwood	3	25	8.3	11	0
O. Mughelli	2	22	11.0	14	0
J. Snelling	1	2	2.0	2	0
TOTAL	20	250	12.5	37	0

SCORING DRIVE

TEAM	QTR	TIME	SCORING PLAY	DEN	ATL
Broncos	1	9:26	P. Hillis 7 yd. run (M. Prater kick)	7	0
Falcons	1	2:26	J. Elam 46 yd. Field Goal	7	3
Falcons	2	12:33	J. Elam 36 yd. Field Goal	7	6
Falcons	2	7:34	M. Turner 9 yd. run (J. Elam kick)	7	13
Broncos	3	9:59	P. Hillis 2 yd. run (M. Prater kick)	14	13
Broncos	4	14:56	M. Prater 20 yd. Field Goal	17	13
Falcons	4	10:41	M. Turner 28 yd. run (J. Elam kick)	17	20
Broncos	4	5:35	D. Graham 9 yd. pass from J. Cutler (M. Prater kick)	24	20



GAME 11

GEORGIA DOME, ATLANTA, GA



45 - 28



CAROLINA PANTHERS

PASSING	ATT	CP	YD	SK	TD	LG	INT	RT
J. Delhomme	35	21	295	3/21	1	41	0	96.7
TOTAL	35	21	295	3/21	1	41	0	96.7

RUSHING	ATT	YDS	AVG	LG	TD
D. Williams	19	101	5.3	21	1
J. Delhomme	2	18	9.0	12t	1
J. Stewart	5	15	3.0	9	0
TOTAL	26	134	5.2	21	2

RECEIVING	NO	YDS	AVG	LG	TD
S. Smith	8	168	21.0	41	0
M. Muhammad	4	40	10.0	16t	1
D. Rosario	3	43	14.3	21	0
D. Williams	2	19	9.5	11	0
D. Jarrett	2	15	7.5	11	0
J. King	2	10	5.0	7	0
TOTAL	21	295	14.0	41	1

ATLANTA FALCONS

PASSING	ATT	CP	YD	SK	TD	LG	INT	RT
M. Ryan	27	17	259	1/0	0	69	0	94.5
TOTAL	27	17	259	1/0	0	69	0	94.5

RUSHING	ATT	YDS	AVG	LG	TD
M. Turner	24	117	4.9	19	4
J. Norwood	4	11	2.8	8	0
H. Douglas	2	3	1.5	7t	1
M. Ryan	3	2	0.7	2	0
TOTAL	33	133	4.0	19	5

RECEIVING	NO	YDS	AVG	LG	TD
H. Douglas	4	92	23.0	69	0
R. White	4	70	17.5	30	0
M. Jenkins	4	48	12.0	19	0
J. Snelling	2	31	15.5	27	0
B. Finneran	1	9	9.0	9	0
J. Norwood	1	5	5.0	5	0
E. Weems	1	4	4.0	4	0
TOTAL	17	259	15.2	69	0

SCORING DRIVE

TEAM	QTR	TIME	SCORING PLAY	CAR	ATL
Falcons	1	11:16	J. Elam 23 yd. Field Goal	0	3
Falcons	1	5:03	H. Douglas 7 yd. run (J. Elam kick)	0	10
Falcons	2	13:20	M. Turner 1 yd. run (J. Elam kick)	0	17
Panthers	2	5:22	J. Kasay 23 yd. Field Goal	3	17
Panthers	3	12:21	D. Williams 5 yd. run (J. Kasay kick)	10	17
Panthers	3	5:27	J. Kasay 21 yd. Field Goal	13	17
Falcons	4	14:57	M. Turner 4 yd. run (J. Elam kick)	13	24
Panthers	4	10:57	J. Delhomme 12 yd. run (D. Williams run)	21	24
Falcons	4	7:13	M. Turner 1 yd. run (J. Elam kick)	21	31
Falcons	4	4:47	H. Douglas 61 yd. punt return (J. Elam)	21	38
Panthers	4	2:23	M. Muhammad 16 yd. pass from J. Delhomme (J. Kasay kick)	28	38
Falcons	4	0:54	M. Turner 16 yd. run (J. Elam kick)	28	45



GAME 12

QUALCOMM STADIUM, SAN DIEGO, CA



22 - 16



ATLANTA FALCONS

PASSING	ATT	CP	YD	SK	TD	LG	INT	RT
M. Ryan	23	17	207	0/0	2	38	0	130.2
TOTAL	23	17	207	0/0	2	38	0	130.2

RUSHING	ATT	YDS	AVG	LG	TD
M. Turner	31	120	3.9	15	0
J. Norwood	4	18	4.5	10	0
O. Mughelli	3	5	1.7	3	0
J. Snelling	1	1	1.0	1	0
M. Ryan	4	-3	-0.7	1	0
TOTAL	43	141	3.3	15	0

RECEIVING	NO	YDS	AVG	LG	TD
R. White	6	112	18.7	38	0
J. Peelle	3	38	12.7	18t	1
H. Douglas	3	13	4.3	5t	1
B. Finneran	2	14	7.0	7	0
J. Norwood	2	8	4.0	8	0
M. Jenkins	1	22	22.0	22	0
TOTAL	17	207	12.2	38	2

SAN DIEGO CHARGERS

PASSING	ATT	CP	YD	SK	TD	LG	INT	RT
P. Rivers	30	17	149	3/18	0	18	0	70.0
TOTAL	30	17	149	3/18	0	18	0	70.0

RUSHING	ATT	YDS	AVG	LG	TD
J. Hester	1	28	28.0	28	0
L. Tomlinson	14	24	1.7	6	1
P. Rivers	4	18	4.5	10	0
TOTAL	19	70	3.7	28	1

RECEIVING	NO	YDS	AVG	LG	TD
M. Floyd	5	59	11.8	18	0
L. Tomlinson	5	42	8.4	15	0
A. Gates	3	27	9.0	11	0
J. Hester	3	19	6.3	9	0
C. Chambers	1	2	2.0	2	0
TOTAL	17	149	8.8	18	0

SCORING DRIVE

TEAM	QTR	TIME	SCORING PLAY	ATL	SD
Falcons	1	5:56	J. Elam 35 yd. Field Goal	3	0
Chargers	1	1:41	L. Tomlinson 3 yd. run (N. Kaeding kick)	3	7
Falcons	1	0:00	J. Elam 40 yd. Field Goal	6	7
Falcons	2	9:24	J. Peelle 18 yd. pass from M. Ryan (J. Elam kick)	13	7
Falcons	2	7:54	Penalty on P. Rivers enforced in the end zone for a safety	15	7
Chargers	3	12:08	E. Weddle 86 yd. fumble return (pass failed)	15	13
Falcons	4	14:56	H. Douglas 5 yd. pass from M. Ryan (J. Elam kick)	22	13
Chargers	4	5:15	N. Kaeding 28 yd. Field Goal	22	16



GAME 13

LOUISIANA SUPERDOME, NEW ORLEANS, LA



29 - 25



ATLANTA FALCONS

PASSING	ATT	CP	YD	SK	TD	LG	INT	RT
M. Ryan	33	24	315	0/0	1	59	1	99.9
TOTAL	33	24	315	0/0	1	59	1	99.9

RUSHING	ATT	YDS	AVG	LG	TD
M. Turner	18	61	3.4	26	1
J. Norwood	5	18	3.6	11	0
M. Ryan	4	13	3.3	12t	1
J. Snelling	2	5	2.5	3	0
O. Mughelli	1	2	2.0	2	0
TOTAL	30	99	3.3	26	2

RECEIVING	NO	YDS	AVG	LG	TD
R. White	10	164	16.4	59	0
M. Jenkins	5	69	13.8	21	0
J. Norwood	4	20	5.0	9	0
H. Douglas	2	45	22.5	28	0
B. Finneran	2	8	4.0	6	1
J. Peelle	1	9	9.0	9	0
TOTAL	24	315	13.1	59	1

NEW ORLEANS SAINTS

PASSING	ATT	CP	YD	SK	TD	LG	INT	RT
D. Brees	32	18	230	0/0	2	36	0	99.7
TOTAL	32	18	230	0/0	2	36	0	99.7

RUSHING	ATT	YDS	AVG	LG	TD
P. Thomas	16	102	6.4	18	1
R. Bush	10	80	8.0	43	0
M. Karney	1	2	2.0	2	0
D. Brees	2	0	0.0	1	0
D. McAllister	1	0	0.0	0	0
TOTAL	30	184	6.1	43	1

RECEIVING	NO	YDS	AVG	LG	TD
J. Shockey	5	64	12.8	21	0
D. Henderson	3	72	24.0	36	0
L. Moore	3	35	11.7	15	0
R. Bush	3	26	8.7	15	1
M. Colston	3	26	8.7	11	0
P. Thomas	1	7	7.0	7t	1
TOTAL	18	230	12.8	36	2

SCORING DRIVE

TEAM	QTR	TIME	SCORING PLAY	ATL	NO
Saints	1	8:29	R. Bush 5 yd. pass from D. Brees (G. Hartley kick)	0	7
Saints	2	12:05	G. Hartley 26 yd. Field Goal	0	10
Falcons	2	9:55	M. Turner 5 yd. run (J. Elam kick)	7	10
Saints	2	6:10	G. Hartley 46 yd. Field Goal	7	13
Falcons	2	2:13	B. Finneran 2 yd. pass from M. Ryan (J. Elam kick)	14	13
Saints	2	0:00	G. Hartley 25 yd. Field Goal	14	16
Falcons	3	3:06	J. Elam 23 yd. Field Goal	17	16
Saints	4	12:55	P. Thomas 7 yd. pass from D. Brees (run failed)	17	22
Falcons	4	7:51	M. Ryan 12 yd. run (M. Ryan-M. Jenkins pass)	25	22
Saints	4	5:47	P. Thomas 5 yd. run (G. Hartley kick)	25	29



GAME 14

GEORGIA DOME, ATLANTA, GA



13 - 10 (OT)



TAMPA BAY BUCCANEERS

PASSING	ATT	CP	YD	SK	TD	LG	INT	RT
B. Griese	37	26	269	4/43	1	27	1	88.7
TOTAL	37	26	269	4/43	1	27	1	88.7

RUSHING	ATT	YDS	AVG	LG	TD
C. Williams	14	59	4.2	12	0
W. Dunn	12	40	3.3	10	0
TOTAL	26	99	3.8	12	0

RECEIVING	NO	YDS	AVG	LG	TD
A. Bryant	8	108	13.5	27	1
W. Dunn	7	50	7.1	16	0
M. Clayton	3	41	13.7	20	0
I. Hilliard	3	29	9.7	12	0
J. Stevens	2	27	13.5	20	0
J. Gilmore	1	12	12.0	12	0
A. Smith	1	2	2.0	2	0
C. Williams	1	0	0.0	0	0
TOTAL	26	269	10.3	27	1

ATLANTA FALCONS

PASSING	ATT	CP	YD	SK	TD	LG	INT	RT
M. Ryan	23	15	206	1/8	0	30	2	57.5
TOTAL	23	15	206	1/8	0	30	2	57.5

RUSHING	ATT	YDS	AVG	LG	TD
M. Turner	32	152	4.8	22	1
M. Ryan	6	19	3.2	9	0
H. Douglas	1	11	11.0	11	0
J. Norwood	4	-7	-1.7	2	0
TOTAL	43	175	4.1	22	1

RECEIVING	NO	YDS	AVG	LG	TD
R. White	4	61	15.3	30	0
M. Jenkins	3	55	18.3	26	0
M. Turner	2	30	15.0	18	0
J. Norwood	2	24	12.0	17	0
J. Rader	1	26	26.0	26	0
J. Peelle	1	5	5.0	5	0
B. Finneran	1	4	4.0	4	0
O. Mughelli	1	1	1.0	1	0
TOTAL	15	206	13.7	30	0

SCORING DRIVE

TEAM	QTR	TIME	SCORING PLAY	TB	ATL
Falcons	1	6:50	J. Elam 26 yd. Field Goal	0	3
Falcons	1	1:01	M. Turner 1 yd. run (J. Elam kick)	0	10
Bucs	2	0:11	A. Bryant 20 yd. pass from B. Griese (M. Bryant kick)	7	10
Bucs	4	0:44	M. Bryant 38 yd. Field Goal	10	10
Falcons	OT	4:04	J. Elam 34 yd. Field Goal	10	13



GAME 15

HUBERT HUMPHREY METRODOME,
MINNEAPOLIS, MN

24 - 17



ATLANTA FALCONS

PASSING	ATT		CP	YD	SK		TD	
M. Ryan	24	13	134	2/10	1	22	0	84.4
TOTAL	24	13	134	2/10	1	22	0	84.4

RUSHING	ATT	YDS	AVG	LG	TD
M. Turner	19	70	3.7	13	1
J. Snelling	3	12	4.0	8	0
J. Norwood	6	10	1.7	8	0
H. Douglas	1	4	4.0	4	0
M. Ryan	3	2	0.7	4	0
TOTAL	32	98	3.1	13	1

RECEIVING	NO	YDS	AVG	LG	TD
M. Jenkins	4	61	15.3	22	0
R. White	3	24	8.0	12	0
J. Norwood	2	11	5.5	8	1
B. Finneran	1	13	13.0	13	0
J. Snelling	1	13	13.0	13	0
J. Peelle	1	8	8.0	8	0
H. Douglas	1	4	4.0	4	0
TOTAL	13	134	10.3	22	1

MINNESOTA VIKINGS

PASSING	ATT	CP	YD	SK	TD
T. Jackson	36 22	233 3/38	2 31 0	98.5	
TOTAL	36 22	233 3/38	2		

RUSHING	ATT	YDS	AVG	LG	TD
A. Peterson	22	76	3.5	17	0
T. Jackson	8	76	9.5	29	0
C. Taylor	1	3	3.0	3	0
TOTAL	31	155	5.0	29	0

RECEIVING	NO	YDS	AVG	LG	TD
V. Shiancoe	7	136	19.4	31	2
B. Wade	5	38	7.6	20	0
C. Taylor	5	26	5.2	11	0
B. Berrian	2	18	9.0	10	0
A. Peterson	2	16	8.0	11	0
N. Tahi	1	-1	-1.0	-1	0
TOTAL	22	233	10.6	31	2

SCORING DRIVE

TEAM	QTR	TIME	SCORING PLAY	ATL	MIN
Falcons	1	8:47	M. Turner 1 yd. run (J. Elam kick)	7	0
Vikings	1	2:00	V. Shiancoe 21 yd. pass from T. Jackson (R. Longwell kick)	7	7
Falcons	2	14:06	J. Norwood 8 yd. pass from M. Ryan (J. Elam kick)	14	7
Falcons	2	0:03	J. Elam 22 yd. Field Goal	17	7
Falcons	3	2:38	J. Blalock fumble recovery in end zone (J. Elam kick)	24	7
Vikings	4	11:32	R. Longwell 29 yd. Field Goal	24	10
Vikings	4	2:44	V. Shiancoe 17 yd. pass from T. Jackson (R. Longwell kick)	24	17



GAME 16

GEORGIA DOME, ATLANTA, GA



31 - 27



ST. LOUIS RAMS

PASSING	ATT	CP	YD	SK	TD	LG	INT	RT
M. Bulger	32	19	230	3/24	1	36	0	91.9
TOTAL	32	19	230	3/24	1	36	0	91.9

RUSHING	ATT	YDS	AVG	LG	TD
S. Jackson	30	161	5.4	36	2
K. Darby	3	20	6.7	8	0
A. Pittman	2	12	6.0	11	0
K. Burton	1	5	5.0	5	0
T. Minor	1	4	4.0	4	0
TOTAL	37	202	5.5	36	2

RECEIVING	NO	YDS	AVG	LG	TD
T. Holt	6	90	15.0	33	0
D. Avery	5	40	8.0	16	1
S. Jackson	4	54	13.5	36	0
K. Darby	2	9	4.5	10	0
J. Klopfenstein	1	29	29.0	29	0
K. Burton	1	8	8.0	8	0
TOTAL	19	230	12.1	36	1

ATLANTA FALCONS

PASSING	ATT	CP	YD	SK	TD	LG	INT	RT
M. Ryan	21	10	160	1/6	1	41	2	49.8
TOTAL	21	10	160	1/6	1	41	2	49.8

RUSHING	ATT	YDS	AVG	LG	TD
M. Turner	25	208	8.3	70	1
J. Norwood	3	56	18.7	45	2
M. Ryan	4	-1	-0.2	1	0
TOTAL	32	263	8.2	70	3

RECEIVING	NO	YDS	AVG	LG	TD
M. Jenkins	4	72	18.0	41	0
R. White	3	48	16.0	22	1
J. Norwood	1	22	22.0	22	0
B. Finneran	1	12	12.0	12	0
H. Douglas	1	6	6.0	6	0
TOTAL	10	160	16.0	41	1

SCORING DRIVE

TEAM	QTR	TIME	SCORING PLAY	STL	ATL
Falcons	1	10:02	J. Elam 39 yd. Field Goal	0	3
Rams	1	6:18	S. Jackson 4 yd. run	7	3
Falcons	2	4:43	M. Turner 9 yd. run (J. Elam kick)	7	10
Rams	2	0:32	D. Avery 16 yd. pass from M. Bulger (J. Brown kick)	14	10
Falcons	2	0:11	J. Norwood 8 yd. run (J. Elam kick)	14	17
Falcons	3	12:20	R. White 18 yd. pass from M. Ryan (J. Elam kick)	14	24
Rams	3	1:39	J. Brown 31 yd. Field Goal	17	24
Rams	4	13:18	S. Jackson 2 yd. run (J. Brown kick)	24	24
Rams	4	6:39	J. Brown 27 yd. Field Goal	27	24
Falcons	4	3:41	J. Norwood 45 yd. run (J. Elam kick)	27	31



NFC WILD CARD

UNIVERSITY OF PHOENIX STADIUM,
GLENDALE, AZ

30 - 24



ATLANTA FALCONS

PASSING	ATT	CP	YD	SK	TD	LG	INT	RT
M. Ryan	40	26	199	3/9	2	28	2	72.8
TOTAL	40	26	199	3/9	2	28	2	72.8

RUSHING	ATT	YDS	AVG	LG	TD
M. Turner	18	42	2.3	13	1
J. Norwood	2	12	6.0	8	0
M. Ryan	4	6	1.5	2	0
TOTAL	24	60	2.5	13	1

RECEIVING	NO	YDS	AVG	LG	TD
R. White	11	84	7.6	12	1
M. Jenkins	5	51	10.2	21	0
J. Peelle	3	11	5.7	6	1
B. Finneran	2	11	5.5	7	0
M. Pollard	2	7	3.5	6	0
J. Norwood	1	28	28.0	28	0
M. Turner	1	7	7.0	7	0
H. Douglas	1	0	0.0	0	0
TOTAL	26	199	7.7	28	2

ARIZONA CARDINALS

PASSING	ATT	CP	YD	SK	TD	LG	INT	RT
K. Warner	32	19	271	0/0	2	71	1	94.7
TOTAL	32	19	271	0/0	2	71	1	94.7

RUSHING	ATT	YDS	AVG	LG	TD
E. James	16	73	4.6	10	0
T. Hightower	6	23	3.8	7	1
K. Warner	4	0	0.0	6	0
J. Arrington	1	-2	-2.0	-2	0
S. Breaston	1	-8	-8.0	-8	0
TOTAL	28	86	3.1	10	1

RECEIVING	NO	YDS	AVG	LG	TD
L. Fitzgerald	6	101	16.8	42	1
S. Spach	3	34	11.3	23	0
A. Boldin	2	72	36.0	71	1
S. Breaston	2	36	19.5	25	0
J. Urban	2	7	3.5	5	0
E. James	1	9	9.0	9	0
B. Patrick	1	8	8.0	8	0
T. Smith	1	4	4.0	4	0
J. Arrington	1	-3	-3.0	-3	0
TOTAL	19	271	14.3	71	2

SCORING DRIVE

TEAM	QTR	TIME	SCORING PLAY	ATL	ARZ
Cardinals	1	10:28	L. Fitzgerald 42 yd. pass from K. Warner (N. Rackers kick)	0	7
Falcons	2	10:00	J. Elam 30 yd. Field Goal	3	7
Cardinals	2	8:58	A. Boldin 71 yd. pass from K. Warner (N. Rackers kick)	3	14
Falcons	2	2:55	M. Turner 7 yd. run (J. Elam)	10	14
Falcons	2	0:23	J. Peelle 2 yd. pass from M. Ryan (J. Elam kick)	17	14
Cardinals	3	14:08	A. Rolle 27 yd. fumble return (N. Rackers kick)	17	21
Cardinals	3	2:48	T. Hightower 4 yd. run (N. Rackers kick)	17	28
Cardinals	4	12:37	M. Ryan sacked in end zone by A. Smith for a safety	17	30
Falcons	4	4:15	R. White 5 yd. pass from M. Ryan (J. Elam kick)	24	30



Player	DET	@TB	KC	@CAR	@GB	CHI	@PHI	@OAK	NO	DEN	CAR	@SD	@NO	TB	@MIN	STL	PL	S	DNP	IA
55 Abraham, J.	RE	RE	RE	RE	RE	RE	RE	RE	RE	RE	RE	RE	RE	RE	RE	RE	16	16	0	0
98 Anderson, J.	LE	LE	LE	LE	LE	LE	LE	LE	LE	LE	LE	LE	LE	LE	LE	IA	15	15	0	1
95 Babineaux, J.	DT	DT	DT	DT	DT	DT	DT	DT	DT	DT	DT	DT	P	DT	DT	DT	16	15	0	0
72 Baker, S.	LT	LT	LT	IA	LT	LT	IA	IA	IA	IA	IA	IA	IA	P	P	P	8	5	0	8
71 Biermann, K.	P	P	P	P	P	P	P	P	P	P	P	P	P	P	P	P	16	0	0	0
63 Blalock, J.	LG	LG	LG	LG	LG	LG	LG	LG	LG	LG	LG	LG	LG	LG	LG	LG	16	16	0	0
59 Boley, M.	LB	LB	P	LB	LB	LB	LB	LB	LB	LB	LB	LB	LB	P	P	P	16	13	0	0
42 Brock, E.															IA	P	1	0	0	1
56 Brookings, K.	LB	LB	LB	LB	LB	LB	LB	LB	LB	LB	LB	LB	LB	LB	LB	LB	16	16	0	0
77 Clabo, T.	RT	RT	RT	RT	RT	RT	RT	RT	RT	RT	RT	RT	RT	RT	RT	RT	16	16	0	0
26 Coleman, E.	FS	FS	FS	FS	FS	FS	FS	FS	FS	FS	FS	FS	FS	FS	FS	FS	16	15	0	0
73 Dahl, H.	RG	RG	RG	RG	RG	RG	RG	RG	RG	RG	RG	RG	RG	RG	RG	RG	16	16	0	0
92 Davis, C.	P	P	P	P	P	P	P	P	P	P	P	P	P	P	P	LE	16	1	0	0
28 DeCoud, T.	NP	P	P	P	P	P	IA	IA	IA	IA	IA	P	P	P	P	P	10	0	1	5
83 Douglas, H.	P	P	P	P	P	P	P	P	P	P	P	P	P	P	P	P	16	0	0	0
1 Elam, J.	P	P	P	P	P	P	P	P	P	P	P	P	P	P	P	P	16	0	0	0
86 Finneran, B.	P	P	P	P	P	P	P	P	P	P	P	P	P	P	P	P	16	0	0	0
24 Foxworth, D.	IA	P	P	P	P	P	P	CB	CB	CB	CB	CB	CB	CB	CB	CB	15	10	0	1
75 Fraser, S.	IA	P	IA	IA	P	P	IA	IA	IA	IA	IA	IA	IA	IA	IA	P	5	0	0	11
29 Fudge, J.	NP	IA	IA	P	P	P	P	P	P	P	IA	IA	P	P	P	SS	11	1	1	4
68 Gandy, W.								P	P	P	P	P	P	P	IA	P	7	0	0	2
51 Gilbert, T.	IA	IA	IA	IA	IA	IA	IA	IA	IA	IA	IA	IA	IA	IA	IA	IA	0	0	0	10
20 Grimes, B.	CB	CB	CB	CB	P	CB	CB	P	P	IA	P	IA	P	IA	IA	P	12	6	0	4
41 Harris, A.	P	P	P	P	P	P	P	P	P	P	P	P	P	IA	IR	IR	12	0	0	1
89 Hartsock, B.	TE	TE	TE	TE	TE	TE	TE	TE	TE	TE	TE	IR	IR	IR	IR	IR	11	11	0	0
23 Houston, C.	CB	CB	CB	CB	CB	CB	CB	CB	CB	CB	CB	CB	CB	CB	CB	CB	16	16	0	0
30 Irons, D.	P	IA	IA	IA	IA	IA	IA	IA	IA	P	IA	P	P	P	P	P	5	0	0	9
22 Jackson, C.	P	P	P	P	P	P	P	P	P	P	P	P	P	CB	P	P	16	2	0	0
91 Jackson, G.	DT	IA	DT	DT	DT	DT	DT	DT	DT	DT	DT	DT	DT	DT	DT	DT	15	15	0	1
99 Jefferson, J.	IA	DT	P	P	IA	IA	P	P	P	P	P	P	P	P	P	P	12	1	0	3
12 Jenkins, M.	WR	WR	WR	P	WR	WR	P	P	P	WR	WR	WR	WR	WR	WR	WR	16	11	0	0
81 Jennings, A.	P	P	P	P	P	P	P	P	IA	IA							7	0	0	2
9 Koenen, M.	P	P	P	P	P	P	P	P	P	P	P	P	P	P	P	P	16	0	0	0
50 Lofton, C.	LB	LB	LB	LB	LB	LB	LB	LB	LB	LB	LB	LB	P	LB	LB	LB	16	15	0	0
62 McClure, T.	C	C	C	C	C	C	C	C	C	C	C	C	C	C	C	C	16	16	0	0
96 Miller, B.									NP								0	0	1	0
36 Milloy, L.	SS	SS	SS	SS	SS	SS	SS	SS	SS	SS	SS	SS	SS	SS	SS	IA	15	15	0	1
88 Milner, M.	IA	IA															0	0	0	2
94 Moorehead, K.	P	P	P	P	P	P	P	P	P	IA	IA	P	DT	P	P	P	13	1	0	2
34 Mughelli, O.	FB	FB	FB	P	FB	FB	P	FB	FB	FB	FB	FB	FB	FB	FB	FB	16	14	0	0
54 Nicholas, S.	P	P	P	P	P	P	P	P	P	P	P	P	P	P	P	P	16	0	0	0
32 Norwood, J.	P	P	P	P	P	P	P	P	P	P	P	P	P	P	P	P	16	0	0	0
76 Ojinnaka, Q.	IA	IA	IA	P	IA	IA	P	P	IA	P	P	P	P	P	IA	IA	8	0	0	8
87 Peelle, J.	P	P	P	TE	P	TE	TE	TE	TE	TE	P	TE	TE	TE	TE	TE	16	11	0	0
81 Pollard, M.															IA	P	1	0	0	1
85 Rader, J.			IA	IA	IA	NP	TE					P	P	P	P	P	6	1	1	3
8 Redman, C.	NP	NP	NP	NP	NP	NP	NP	NP	NP	NP	NP	NP	NP	NP	NP	NP	0	0	16	0
19 Robinson, L.	P	P	P	IA	IA	IA	IA	P	P	P	IA	IA	IA	IA	IA	IA	IR	6	0	8
2 Ryan, M.	QB	QB	QB	QB	QB	QB	QB	QB	QB	QB	QB	QB	QB	QB	QB	QB	16	16	0	0
46 Schneek, M.	P	P	P	P	P	P	P	P	P	P	P	P	P	P	P	P	16	0	0	0
37 Sharpe, G.															IA	IA	0	0	0	3
3 Shockley, D.	IA	IA	IA	IA	IA	IA	IA	IA	IA	IA	IA	IA	IA	IA	IA	IA	0	0	0	16
44 Snelling, J.	P	P	P	FB	P	P	P	P	P	P	P	P	P	P	P	P	16	1	0	0
69 Stepanovich, A.	IA	IA	IA	IA	IA	IA	IA	IA	P	IA	P	P	P	P	IA	IA	4	0	0	12
33 Turner, M.	RB	RB	RB	RB	RB	RB	RB	RB	RB	RB	RB	RB	RB	RB	RB	RB	16	16	0	0
14 Weems, E.											P	P	P	P	P	P	6	0	0	0
74 Weiner, T.	P	P	P	LT	P	P	LT	LT	LT	LT	LT	LT	LT	LT	LT	LT	16	11	0	0
84 White, R.	WR	WR	WR	WR	WR	WR	WR	WR	WR	WR	WR	WR	WR	WR	WR	WR	16	16	0	0
67 Wilkerson, B.	P	P	P	P	P	P	P	P	P	P	IA	IA	IA	P	P	P	13	0	0	3
52 Wire, C.	P	P	LB	P	P	P	P	P	P	P	P	P	P	P	P	P	16	4	0	0

KEY: Position - start, P - played, IA - inactive, NP - did not play, IR - injured reserve, PS - practice squad



	OFFENSE	WR	LT	LG	C	RG	RT	TE	WR	QB	RB	FB
9/7	DET	Jenkins	Baker	Blalock	McClure	Dahl	Clabo	Hartsock	White	Ryan	Turner	Mughelli
9/14	@TB	Jenkins	Baker	Blalock	McClure	Dahl	Clabo	Hartsock	White	Ryan	Turner	Mughelli
9/21	KC	Jenkins	Baker	Blalock	McClure	Dahl	Clabo	Hartsock	White	Ryan	Turner	Mughelli
9/28	@CAR	Peelle(TE)	Weiner	Blalock	McClure	Dahl	Clabo	Hartsock	White	Ryan	Turner	Mughelli
10/5	@GB	Jenkins	Baker	Blalock	McClure	Dahl	Clabo	Hartsock	White	Ryan	Turner	Mughelli
10/12	CHI	Jenkins	Baker	Blalock	McClure	Dahl	Clabo	Hartsock	Peelle(TE)	Ryan	Turner	Mughelli
10/26	@PHI	Rader(TE)	Weiner	Blalock	McClure	Dahl	Clabo	Hartsock	White	Ryan	Turner	Peelle(TE)
11/2	@OAK	Jenkins	Weiner	Blalock	McClure	Dahl	Clabo	Hartsock	Peelle(TE)	Ryan	Turner	Mughelli
11/9	NO	Peelle(TE)	Weiner	Blalock	McClure	Dahl	Clabo	Hartsock	White	Ryan	Turner	Mughelli
11/16	DEN	Jenkins	Weiner	Blalock	McClure	Dahl	Clabo	Hartsock	White	Ryan	Turner	Peelle(TE)
11/23	CAR	Jenkins	Weiner	Blalock	McClure	Dahl	Clabo	Hartsock	White	Ryan	Turner	Mughelli
11/30	@SD	Jenkins	Weiner	Blalock	McClure	Dahl	Clabo	Peelle	White	Ryan	Turner	Mughelli
12/7	@NO	Jenkins	Weiner	Blalock	McClure	Dahl	Clabo	Peelle	White	Ryan	Turner	Mughelli
12/14	TB	Jenkins	Weiner	Blalock	McClure	Dahl	Clabo	Peelle	White	Ryan	Turner	Mughelli
12/21	@MIN	Jenkins	Weiner	Blalock	McClure	Dahl	Clabo	Peelle	White	Ryan	Turner	Mughelli
12/28	STL	Jenkins	Weiner	Blalock	McClure	Dahl	Clabo	Peelle	White	Ryan	Turner	Mughelli

	DEFENSE	LE	DT	DT	RE	OLB	MLB	OLB	LCB	RCB	SS	FS
9/7	DET	Anderson	Jackson	Babineaux	Abraham	Boley	Lofton	Brooking	Grimes	Houston	Milloy	Coleman
9/14	@TB	Anderson	Jefferson	Babineaux	Abraham	Boley	Lofton	Brooking	Grimes	Houston	Milloy	Coleman
9/21	KC	Anderson	Jackson	Babineaux	Abraham	Wire	Lofton	Brooking	Grimes	Houston	Milloy	Coleman
9/28	@CAR	Anderson	Jackson	Babineaux	Abraham	Boley	Lofton	Brooking	Grimes	Houston	Milloy	Coleman
10/5	@GB	Anderson	Jackson	Babineaux	Abraham	Boley	Lofton	Brooking	Grimes	Houston	Milloy	Coleman
10/12	CHI	Anderson	Jackson	Babineaux	Abraham	Boley	Lofton	Brooking	Grimes	Houston	Milloy	Coleman
10/26	@PHI	Anderson	Jackson	Babineaux	Abraham	Boley	Lofton	Brooking	Foxworth	Houston	Milloy	Coleman
11/2	@OAK	Anderson	Jackson	Babineaux	Abraham	Boley	Lofton	Brooking	Foxworth	Houston	Milloy	Jackson
11/9	NO	Anderson	Jackson	Babineaux	Abraham	Boley	Lofton	Brooking	Foxworth	Houston	Milloy	Coleman
11/16	DEN	Anderson	Jackson	Babineaux	Abraham	Boley	Lofton	Brooking	Foxworth	Houston	Milloy	Coleman
11/23	CAR	Anderson	Jackson	Babineaux	Abraham	Boley	Lofton	Brooking	Foxworth	Houston	Milloy	Coleman
11/30	@SD	Anderson	Jackson	Babineaux	Abraham	Boley	Lofton	Brooking	Foxworth	Houston	Milloy	Coleman
12/7	@NO	Anderson	Jackson	Moorehead	Abraham	Boley	Jackson(CB)	Brooking	Foxworth	Houston	Milloy	Coleman
12/14	TB	Anderson	Jackson	Babineaux	Abraham	Wire	Lofton	Brooking	Foxworth	Houston	Milloy	Coleman
12/21	@MIN	Anderson	Jackson	Babineaux	Abraham	Wire	Lofton	Brooking	Foxworth	Houston	Milloy	Coleman
12/28	STL	Davis	Jackson	Babineaux	Abraham	Wire	Lofton	Brooking	Foxworth	Houston	Fudge	Coleman



OFFENSE	1 ST DOWNS				3 RD D. PCT.	TOT. OFF.		RUSH.		PASSING				PENAL. NO-YDS	FUM. NO-LST	PUNT.		T.O.P
	T	R	P	PN		PLAYS	YDS	ATT	YDS	NET	SCK	GROSS	ATT-CP-TD-INT			NO-AVG		
DET	23	17	5	1	33%	56	474	42	318	156	1.0	161	13-9-1-0	7-68	0-0	3-38.3	29:07	
@TB	14	2	8	4	37%	65	234	28	105	129	4.0	158	33-13-0-2	8-60	2-0	5-36.2	29:38	
KC	16	9	7	0	46%	54	378	36	186	192	0.0	192	18-12-1-0	4-22	1-1	6-43.2	30:10	
@CAR	17	5	9	3	15%	66	268	23	118	150	2.0	158	41-21-0-0	5-45	0-0	6-42.3	27:45	
@GB	22	10	9	3	50%	62	370	36	176	194	0.0	194	26-26-2-1	2-15	1-0	3-41.7	28:43	
CHI	18	4	14	0	43%	60	376	30	75	301	0.0	301	30-22-1-0	6-46	1-1	2-41.0	30:50	
@PHI	19	3	13	3	38%	70	335	24	77	258	2.0	277	44-23-2-2	6-51	1-1	7-37.7	27:39	
@OAK	30	14	12	4	53%	82	453	57	252	201	3.0	220	22-17-2-0	4-40	1-1	2-16.5	45:15	
NO	18	6	11	1	45%	59	361	36	113	248	0.0	248	23-16-2-0	2-25	0-0	4-35.3	31:12	
DEN	20	6	13	1	61%	68	364	35	114	250	0.0	250	33-20-0-1	5-36	0-0	2-31.0	33:42	
CAR	21	10	10	1	46%	61	392	33	133	259	1.0	259	27-17-0-0	3-25	1-1	3-43.0	28:49	
@SD	20	9	10	1	50%	66	348	43	141	207	0.0	207	23-17-2-0	3-20	3-3	2-53.0	34:58	
@NO	22	9	13	0	58%	63	414	30	99	315	0.0	315	33-24-1-1	5-34	1-0	4-47.5	32:52	
TB	18	9	9	0	43%	67	373	43	175	198	1.0	206	23-15-0-2	3-20	3-1	6-37.5	36:10	
@MIN	18	9	7	2	42%	58	222	32	98	124	2.0	134	24-13-1-0	6-70	1-0	6-42.2	27:05	
STL	17	9	7	1	20%	54	417	32	263	154	1.0	160	21-10-1-2	3-14	0-0	4-36.8	24:27	

DEFENSE	1 ST DOWNS				3 RD D. PCT.	TOT. OFF.		RUSH.		PASSING				PENAL. NO-YDS	FUM. NO-LST	PUNT. NO-AVG	T.O.P
	T	R	P	PN		PLAYS	YDS	ATT	YDS	NET	SCK	GROSS	ATT-CP-TD-INT				
DET	21	4	14	3	22%	57	308	21	62	246	3.0	262	33-24-2-1	5-30	1-0	6-42.5	30:53
@TB	15	5	10	0	43%	61	311	28	164	147	2.0	160	31-18-1-0	11-94	1-1	5-46.6	30:22
KC	17	10	7	0	44%	71	301	33	184	117	2.0	128	36-14-1-3	3-13	2-0	6-51.5	29:50
@CAR	19	5	13	1	25%	62	401	33	107	294	0.0	294	29-20-2-0	11-90	0-0	6-40.8	32:15
@GB	21	6	14	1	54%	62	408	23	104	304	2.0	313	37-25-3-1	9-97	0-0	3-41.0	31:17
CHI	22	4	17	1	56%	67	361	23	79	282	1.0	286	43-26-1-0	6-57	1-1	3-43.3	29:10
@PHI	24	11	11	2	25%	68	432	32	192	240	2.0	253	34-19-0-0	7-70	1-1	7-40.9	32:21
@OAK	3	3	0	0	11%	34	77	11	67	10	4.0	31	19-6-0-1	7-55	2-1	6-50.2	14:45
NO	25	5	20	0	47%	76	521	17	105	416	1.0	422	58-31-2-3	7-45	0-0	3-48.3	28:48
DEN	19	7	11	1	58%	53	332	25	124	208	1.0	216	27-19-1-0	6-36	0-0	3-42.3	26:18
CAR	22	7	15	0	36%	64	408	26	134	274	3.0	295	35-21-1-0	8-48	0-0	6-46.2	31:11
@SD	13	5	7	1	25%	52	201	19	70	131	3.0	149	30-17-0-0	9-84	1-0	4-43.5	25:02
@NO	24	9	14	1	40%	62	414	30	184	230	0.0	230	32-18-2-0	3-30	0-0	3-50.7	27:08
TB	19	5	14	0	21%	67	325	26	99	226	4.0	269	37-26-1-1	11-76	0-0	9-45.9	34:46
@MIN	24	11	11	2	46%	70	350	31	155	195	3.0	233	26-22-2-0	3-15	7-4	1-44.0	32:55
STL	22	11	11	0	33%	72	408	37	202	206	3.0	230	32-19-1-0	3-14	0-0	5-48.8	35:13



PASSING

MATT RYAN

CHRIS REDMAN

GAME ATL OPP

ATT CMP CMP% GROSS NET LG TD INT RATE

ATT CMP CMP% GROSS NET LG TD INT RATE

DET	34	21	13	9	69.2	161	156	62	1	0	137.0
@TB	9	24	33	13	39.4	158	129	23	0	2	29.6
KC	38	14	18	12	66.7	192	192	70	1	0	120.6
@CAR	9	24	41	21	51.2	158	150	23	0	0	60.8
@GB	27	24	26	16	61.5	194	194	37	2	1	94.1
CHI	22	20	30	22	73.3	301	301	47	1	0	116.1
@PHI	14	27	44	23	52.3	277	258	55	2	2	68.1
@OAK	24	0	22	17	77.3	220	201	37	2	0	138.4
NO	34	20	23	16	69.6	248	248	67	2	0	134.0
DEN	20	24	33	20	60.6	250	250	37	0	1	71.5
CAR	45	28	27	17	63.0	259	259	69	0	0	94.5
@SD	22	16	23	17	73.9	207	207	38	2	0	130.2
@NO	25	29	33	24	72.7	315	315	59	1	1	99.9
TB	13	10	23	15	65.2	206	198	30	0	2	57.5
@MIN	24	17	24	13	54.2	124	134	22	1	0	84.4
STL	31	27	21	10	47.6	160	154	41	1	2	49.8

DID NOT PLAY
DID NOT PLAY
DID NOT PLAY
DID NOT PLAY
DID NOT PLAY
DID NOT PLAY
DID NOT PLAY
DID NOT PLAY
DID NOT PLAY
DID NOT PLAY
DID NOT PLAY
DID NOT PLAY
DID NOT PLAY
DID NOT PLAY
DID NOT PLAY

Totals	391	325	434	265	61.1	3,440	3,336	70	16	11	87.7	0	0	0.0	0	0	0	0	0	0.0
--------	-----	-----	-----	-----	------	-------	-------	----	----	----	------	---	---	-----	---	---	---	---	---	-----



RECEIVING		HARRY DOUGLAS					BRIAN FINNERAN					BEN HARTSOCK					MICHAEL JENKINS				
GAME	ATLOPP	REC	YDS	AVG	LG	TD	REC	YDS	AVG	LG	TD	REC	YDS	AVG	LG	TD	REC	YDS	AVG	LG	TD
DET	34 21	0	0	0.0	0	0	0	0	0.0	0	0	1	17	17.0	17	0	1	62	62.0	62t	1
@TB	9 24	2	34	17.0	21	0	0	0	0.0	0	0	0	0	0.0	0	0	0	0	0.0	0	0
KC	38 14	2	10	5.0	6	0	0	0	0.0	0	0	0	0	0.0	0	0	2	19	9.5	16	0
@CAR	9 24	2	8	4.0	5	0	2	10	5.0	5	0	1	7	7.0	7	0	3	32	10.7	12	0
@GB	27 24	0	0	0.0	0	0	0	0	0.0	0	0	0	0	0.0	0	0	3	38	12.7	31	0
CHI	22 20	5	96	19.2	47	0	3	29	9.7	13	0	0	0	0.0	0	0	4	58	14.5	26	0
@PHI	14 27	0	0	0.0	0	0	3	20	6.7	8	0	0	0	0.0	0	0	3	50	16.7	21	0
@OAK	24 0	1	12	12.0	12	0	0	0	0.0	0	0	1	2	2.0	2	0	2	64	32.0	37t	2
NO	34 20	0	0	0.0	0	0	1	6	6.0	6	0	0	0	0.0	0	0	6	72	12.0	32	0
DEN	20 24	0	0	0.0	0	0	4	44	11.0	14	0	0	0	0.0	0	0	5	55	11.0	15	0
CAR	45 28	4	92	23.0	69	0	1	9	9.0	9	0	0	0	0.0	0	0	4	48	12.0	19	0
@SD	22 16	3	13	4.3	5t	1	2	14	7.0	7	0	INJURED RESERVE					1	22	22.0	22	0
@NO	25 29	2	45	22.5	28	0	2	8	4.0	6	1	INJURED RESERVE					5	69	13.8	21	0
TB	13 10	0	0	0.0	0	0	1	4	4.0	4	0	INJURED RESERVE					3	55	18.3	26	0
@MIN	24 17	1	4	4.0	4	0	1	13	13.0	13	0	INJURED RESERVE					4	61	15.3	22	0
STL	31 27	1	6	6.0	6	0	1	12	12.0	12	0	INJURED RESERVE					4	72	18.0	41	0
Totals	391 325	23	320	13.9	69	1	21	169	8.0	14	1	3	26	8.7	17	0	50	777	15.5	62t	3

RECEIVING		OVIE MUGHELLI					JERIOUS NORWOOD					JUSTIN PEELE					LAURENT ROBINSON				
GAME	ATLOPP	REC	YDS	AVG	LG	TD	REC	YDS	AVG	LG	TD	REC	YDS	AVG	LG	TD	REC	YDS	AVG	LG	TD
DET	34 21	1	3	3.0	3	0	2	6	3.0	3	0	1	13	13.0	13	0	0	0	0.0	0	0
@TB	9 24	1	6	6.0	6	0	1	8	8.0	8	0	0	0	0.0	0	0	4	45	11.3	23	0
KC	38 14	0	0	0.0	0	0	1	30	30.0	30	0	1	7	7.0	7	0	1	7	7.0	7	0
@CAR	9 24	0	0	0.0	0	0	4	1	0.3	7	0	0	0	0.0	0	0	INACTIVE				
@GB	27 24	0	0	0.0	0	0	3	9	3.0	7	0	2	15	7.5	14	1	INACTIVE				
CHI	22 20	0	0	0.0	0	0	1	6	6.0	6	0	0	0	0.0	0	0	INACTIVE				
@PHI	14 27	1	2	2.0	2	0	5	55	11.0	20	0	1	17	17.0	17	0	INACTIVE				
@OAK	24 0	2	23	11.5	18	0	2	20	10.0	14	0	3	33	11.0	16	0	0	0	0.0	0	0
NO	34 20	0	0	0.0	0	0	2	88	44.0	67t	1	1	14	14.0	14	0	0	0	0.0	0	0
DEN	20 24	2	22	11.0	14	0	3	25	8.3	11	0	0	0	0.0	0	0	0	0	0.0	0	0
CAR	45 28	0	0	0.0	0	0	1	5	5.0	5	0	0	0	0.0	0	0	INACTIVE				
@SD	22 16	0	0	0.0	0	0	2	8	4.0	8	0	3	38	12.7	18t	1	INACTIVE				
@NO	25 29	0	0	0.0	0	0	4	20	5.0	9	0	1	9	9.0	9	0	INACTIVE				
TB	13 10	1	1	1.0	1	0	2	24	12.0	17	0	1	5	5.0	5	0	INACTIVE				
@MIN	24 17	0	0	0.0	0	0	2	11	5.5	8	1	1	8	13.0	8	0	INJURED RESERVE				
STL	31 27	0	0	0.0	0	0	1	22	22.0	22	0	0	0	0.0	0	0	INJURED RESERVE				
Totals	391 325	8	57	7.1	18	0	36	338	9.4	67t	2	15	159	10.6	18t	2	5	52	10.4	23	0



2008 ATLANTA FALCONS // GAME-BY-GAME STATS

RECEIVING		JASON SNELLING					MICHAEL TURNER					ERIC WEEMS					RODDY WHITE				
GAME	ATL OPP	REC	YDS	AVG	LG	TD	REC	YDS	AVG	LG	TD	REC	YDS	AVG	LG	TD	RECYDS	AVG	LG	TD	
DET	34 21	0	0	0.0	0	0	1	6	6.0	6	0						2	54	27.0	46	0
@TB	9 24	0	0	0.0	0	0	1	6	6.0	6	0						4	59	14.8	19	0
KC	38 14	0	0	0.0	0	0	0	0	0.0	0	0						5	119	23.8	70t	1
@CAR	9 24	1	11	11.0	11	0	1	-1	-1.0	-1	0						7	90	12.9	23	0
@GB	27 24	0	0	0.0	0	0	0	0	0.0	0	0						8	132	16.5	37	1
CHI	22 20	0	0	0.0	0	0	0	0	0.0	0	0						9	112	12.4	26	1
@PHI	14 27	2	20	10.0	18	0	0	0	0.0	0	0						8	113	14.1	55t	2
@OAK	24 0	1	12	12.0	12	0	0	0	0.0	0	0						5	54	10.8	17	0
NO	34 20	0	0	0.0	0	0	1	0	0.0	0	0						5	68	13.6	16t	1
DEN	20 24	1	2	2.0	2	0	0	0	0.0	0	0						5	102	20.4	37	0
CAR	45 28	2	31	15.5	27	0	0	0	0.0	0	0	1	4	4.0	4	0	4	70	17.5	30	0
@SD	22 16	0	0	0.0	0	0	0	0	0.0	0	0	0	0	0.0	0	0	6	112	18.7	38	0
@NO	25 29	0	0	0.0	0	0	0	0	0.0	0	0	0	0	0.0	0	0	10	164	16.4	59	0
TB	13 10	0	0	0.0	0	0	2	30	15.0	18	0	0	0	0.0	0	0	4	61	15.3	30	0
@MIN	24 17	1	13	13.0	13	0	0	0	0.0	0	0	0	0	0.0	0	0	3	24	8.0	12	0
STL	31 27	0	0	0.0	0	0	0	0	0.0	0	0	0	0	0.0	0	0	3	48	16.0	22	1
Totals	391 325	8	89	11.1	27	0	6	41	6.8	18	0	1	4	4.0	4	0	88	1,382	15.7	70t	7

RUSHING		HARRY DOUGLAS					OVIE MUGHELLI					JERIOUS NORWOOD					MATT RYAN				
GAME	ATL OPP	ATT	YDS	AVG	LG	TD	ATT	YDS	AVG	LG	TD	ATT	YDS	AVG	LG	TD	ATT	YDS	AVG	LG	TD
DET	34 21	1	7	7.0	7	0	0	0	0.0	0	0	14	93	6.6	17	1	5	-2	-0.4	2	0
@TB	9 24	1	33	33.0	33	0	0	0	0.0	0	0	6	18	3.0	6	0	6	10	1.7	7	0
KC	38 14	1	-8	-8.0	-8	0	0	0	0.0	0	0	11	75	6.8	44	0	1	15	15.0	15	0
@CAR	9 24	0	0	0.0	0	0	0	0	0.0	0	0	3	51	17.0	40	0	2	11	5.5	6	0
@GB	27 24	1	18	18.0	18	0	1	9	9.0	9	0	4	12	3.0	5	0	4	16	4.0	17	0
CHI	22 20	1	-11	-11.0	-11	0	0	0	0.0	0	0	3	31	10.3	21	0	1	1	1.0	1	0
@PHI	14 27	2	10	5.0	6	0	0	0	0.0	0	0	4	5	1.3	4	0	1	4	4.0	4	0
@OAK	24 0	1	2	2.0	2	0	0	0	0.0	0	0	14	63	4.8	12t	1	4	1	0.3	3	0
NO	34 20	0	0	0.0	0	0	0	0	0.0	0	0	6	17	2.8	8	0	2	-2	-1.0	-1	0
DEN	20 24	0	0	0.0	0	0	0	0	0.0	0	0	4	18	4.5	12	0	5	18	3.6	9	0
CAR	45 28	2	3	1.5	7t	1	0	0	0.0	0	0	4	11	2.8	8	0	3	2	0.7	2	0
@SD	22 16	0	0	0.0	0	0	3	5	1.7	3	0	4	18	4.5	10	0	4	-3	-0.7	1	0
@NO	25 29	0	0	0.0	0	0	1	2	2.0	2	0	5	18	3.6	11	0	4	13	3.3	12t	1
TB	13 10	1	11	11.0	11	0	0	0	0.0	0	0	4	-7	-1.7	2	0	6	19	3.2	9	0
@MIN	24 17	1	4	4.0	4	0	0	0	0.0	0	0	6	10	1.7	8	0	3	2	0.7	4	0
STL	31 27	0	0	0.0	0	0	0	0	0.0	0	0	3	56	18.7	45	2	4	-1	-0.2	1	0
Totals	391 325	12	69	5.8	33	1	5	16	3.2	9	0	95	489	5.1	45	4	55	104	1.9	17	1



RUSHING		JASON SNELLING					MICHAEL TURNER					RODDY WHITE				
GAME	ATLOPP	ATT	YDS	AVG	LG	TD	ATT	YDS	AVG	LG	TD	ATT	YDS	AVG	LG	TD
DET	34 21	0	0	0.0	0	0	22	220	10.0	66t	2	0	0	0.0	0	0
@TB	9 24	0	0	0.0	0	0	14	42	3.0	17	0	1	2	2.0	2	0
KC	38 14	0	0	0.0	0	0	23	104	4.5	38	3	0	0	0.0	0	0
@CAR	9 24	0	0	0.0	0	0	18	56	3.1	10	0	0	0	0.0	0	0
@GB	27 24	0	0	0.0	0	0	26	121	4.7	22	1	0	0	0.0	0	0
CHI	22 20	0	0	0.0	0	0	25	54	2.2	23	0	0	0	0.0	0	0
@PHI	14 27	0	0	0.0	0	0	17	58	3.4	22	0	0	0	0.0	0	0
@OAK	24 0	8	47	5.9	13	0	30	139	4.5	16	0	0	0	0.0	0	0
NO	34 20	0	0	0.0	0	0	27	96	3.6	20	1	1	2	2.0	2	0
DEN	20 24	1	-3	-3.0	-3	0	25	81	3.2	28t	2	0	0	0.0	0	0
CAR	45 28	0	0	0.0	0	0	24	117	4.9	19	4	0	0	0.0	0	0
@SD	22 16	1	1	1.0	1	0	31	120	3.9	15	0	0	0	0.0	0	0
@NO	25 29	2	5	2.5	3	0	18	61	3.4	26	1	0	0	0.0	0	0
TB	13 10	0	0	0.0	0	0	32	152	4.8	22	1	0	0	0.0	0	0
@MIN	24 17	3	12	4.0	8	0	19	70	3.7	13	1	0	0	0.0	0	0
STL	31 27	0	0	0.0	0	0	25	208	8.3	70	1	0	0	0.0	0	0
Totals	391 325	15	62	4.1	13	0	376	1,699	4.5	70	17	2	4	2.0	2	0



2008 ATLANTA FALCONS // GAME-BY-GAME STATS

Player	DET	@TB	KC	@CAR	@GB	CHI	@PHI	@OAK	NO	DEN	CAR	@SD	@NO	TB	@MIN	STL	
SACKS	9/7	9/14	9/21	9/28	10/5	10/12	10/26	11/2	11/9	11/16	11/23	11/30	12/7	12/14	12/21	12/28	Total
J. Abraham	3/16	1/5	2/11		1/5			3/16	1/6		1/8	.5/4.5		3/33	1/5		16.5/109
J. Babineaux		1/8								1/8		1.5/10.5					3.5/26.5
G. Jackson					1/4									1/10			2/12
J. Anderson						1/4	1/6										2/10
C. Lofton							1/7										1/7
C. Davis											2/13				1/4	1/8	4/25
K. Biermann												1/3			1/10	2/13	2/13
K. Moorehead															1/29		1/29
S. Nicholas																1/6	1/6
Team Sack								1/5								1/5	1/5
Team Totals	3/16	2/13	2/11	0/0	2/9	1/4	2/13	4/21	1/6	1/8	3/21	3/18	0/0	4/43	3/38	3/24	34/245

Player	DET	@TB	KC	@CAR	@GB	CHI	@PHI	@OAK	NO	DEN	CAR	@SD	@NO	TB	@MIN	STL	
INT'S	9/7	9/14	9/21	9/28	10/5	10/12	10/26	11/2	11/9	11/16	11/23	11/30	12/7	12/14	12/21	12/28	Total
L. Milloy	1/38																1/38
E. Coleman			1/16					1/0	1/32								3/48
B. Grimes			1/25														1/25
C. Houston			1/10						1/0								2/10
M. Boley					1/16												1/16
C. Jackson									1/95								1/95
D. Foxworth														1/1			1/1
Team Totals	1/38	0/0	3/51	0/0	1/16	0/0	0/0	1/0	3/127	0/0	0/0	0/0	0/0	1/1	0/0	0/0	10/233



RECORDS & RESULTS



ATLANTA FALCONS ALL/TIME RECORDS

TOTAL REGULAR SEASON GAMES PLAYED: 656

REGULAR SEASON RECORD: 267-383-6 (44 seasons)

Home: (160-167-2)

Away: (107-216-4)

PLAYOFF GMS. PLAYED: 15 (4 home, 10 away, 1 neut.)

PLAYOFF REC.: 6-9 (3-1 home, 3-7 away, 0-1 neutral)

MOST GAMES WON, SEASON:

16	(14 regular — 2 playoff)	(1998)
12	(all regular season)	(1980)
12	(11 regular — 1 playoff)	(2004)
11	(11 regular season)	(2008)
11	(10 regular — 1 playoff)	(1991)

BEST WINNING PERCENTAGE, OVERALL SEASON:

.842	(16-3)	1998
------	--------------	------

BEST WIN. PER., REG. SEASON: .875 (14-2) (1998)

PLAYOFF BERTHS: 9 (1978, '80, '82, '91, '95, '98, '02, '04, '08)

DIVISION TITLES: 3 (1980, '98, '04) |

CONFERENCE CHAMPIONSHIPS: 1 (1998) |

CONSECUTIVES

MOST CONSECUTIVE WINS

9	(1998)
9	(1980)

MOST CONSECUTIVE HOME WINS

11	(3 in 1997, 8 in 1998)
----	-------	------------------------

MOST CONSECUTIVE ROAD WINS

6	(1980)
---	-------	--------

ATTENDANCE

HOME SEASON, (10 GAMES)

703,423	(1992)
703,361	(2006)
701,556	(2005)

LARGEST ATTENDANCE, HOME GAME

71,151	(10/22/06 vs. Pitt.)
71,102	(12/16/06 vs. Dal.)
71,079	(10/9/05 vs. N. E.)

LARGEST ATTENDANCE, AWAY GAME

86,436	(12/3/06 at Was., FedEx Field)
--------	-------	--------------------------------

CONSECUTIVE SELLOUTS, HOME (REGULAR SEASON)

38	(2002-07)
----	-------	-----------

LARGEST MARGIN OF VICTORY

55	at N.O., 62-7	(9/16/73)
41	at Car., 41-0	(11/24/02)
41	at S.D., 41-0	(10/21/73)

LARGEST MARGIN OF LOSSES

59	at LA Rams, 0-59	(12/4/76)
----	------------------------	-----------

BIGGEST COMEBACKS

21	vs. G.B.	(11/27/83)
	Down 21-0, Won 47-41-OT	
21	at NYJ.	(10/23/83)
	Down 21-0, Won 27-21	
18	at Stl.	(11/9/80)
	Down 24-6, Won 33-27 OT	

LONGEST GAME PLAYED

4:23	S.F.	(10/6/85)
------	-----------	-----------

SHORTEST GAME PLAYED

2:16	at N.E.	(9/24/72)
------	--------------	-----------

SCORING

Most Points, Season

442	(1998)
426	(1981)
405	(1980)
402	(2002)
394	(2008)

Most Points, Game

62	at N.O. (7)	(9/16/73)
51	vs. Car. (23)	(10/4/98)
48	vs. Chi. (31)	(11/16/69)
47	vs. Hou. (27)	(9/9/90)
47	vs. G.B. (41), OT	(11/27/83)

Most Points, First Half

34	vs. Det.	(10/5/80)
----	---------------	-----------

Most Points, Second Half

38	at N.O.	(9/16/73)
----	--------------	-----------

Most Points, One Quarter

33	vs. T.B., (2nd Qtr)	(11/17/91)
----	---------------------------	------------

Most Points, Each Quarter

1st:	21, Five Times	
	Last vs. Det.	(9/7/08)
2nd:	33 vs. T.B.	(11/17/91)
3rd:	24 at N.O.	(10/19/80)
4th:	31 at G.B.	(9/13/81)

Most Points, Both Teams, Game

90	Atlanta (33) vs. Pitt. (57)	(12/18/66)
88	Atlanta (47) at G.B. (41)	(11/27/83)
85	Atlanta (44) vs. Sea. (41)	(12/30/07)

**Most Points, Both Teams, By Quarter**

1st:	34 Atlanta (13) at LA Rai. (21) (11/30/75)
2nd:	41 Atlanta (20) at N.O.(21)(9/2/79)
3rd:	35 Atlanta (14) vs. Pitt. (21)... (12/18/66)
4th:	43 Atlanta (28) vs. Car (15)... (11/23/08)

Most Touchdowns, Season

53	(1998)
52	(1981)
50	(1980)

Most Touchdowns, Game

8 at N.O.	(9/16/73)
----------------	-----------

Most Touchdowns, Both Teams, Game

12 Atlanta (5) vs. Pitt. (7)	(12/18/66)
------------------------------------	------------

Most PATs, Season

51	(1998)
51	(1981)

Most PATs, Game

8 at N.O.	(9/16/73)
----------------	-----------

Most Two-Point Conversions, Season

4 (4-for-4)	(2005)
-------------------	--------

Most FG's, SEASON

33 (40 att.)	(1995)
32 (40 att.)	(2002)
29 (31 att.)	(2008)
29 (37 att.)	(2001)

Most FG's Made, Game

6 at N.O.	(11/13/94)
----------------	------------

Most FG's Made, Both Teams

8 Atlanta (6) at N.O.(2)	(11/13/94)
--------------------------------	------------

Most FG's Attempted, Game

6 at N.O.,(6 made).....	(11/13/94)
6 vs. S.F., (3 made).....	(10/7/73)

Most FG's Attempted, Both Teams

10 Atlanta (3) vs. Stl. (7)	(12/11/66)
-----------------------------------	------------

Most Consecutive Games Scored In

160	(1993-2003)
-----------	-------------

FIRST DOWNS**Most First Downs, Season**

336	(1980)
325	(1983)
319	(1998)

Most First Downs, Game

35 vs. N.O.	(1979)
------------------	--------

Most First Downs, Both Teams

59 Atlanta (35) at N.O. (24)	(9/2/79)
------------------------------------	----------

Most First Downs, Rushing, Season

149	(1986)
149	(1985)

Most First Downs, Rushing, Game

19	vs. N.O. (10/24/71)
----------	---------------------

Most First Downs, Passing, Season

218	(1994)
216	(1995)
202	(1996)

Most First Downs, Passing, Game

22	vs. Det.(11/5/95)
----------	-------------------

Most First Downs, Penalty, Season

35	(2000)
----------	--------

Most First Downs, Penalty, Game

7	at Cle.(9/27/81)
---------	------------------

TOTAL YARDS**Most Net Yards Gained, Season**

5,779	(2008)
5,661	(1981)
5,650	(1980)

Most Yards Gained, Game

587	vs. Stl., (209-R, 378-P)(11/9/80)
569	vs. N.O., (257-R, 312-P)(9/2/79)

Most Yards Gained, Game, Both Teams

1,092	Atlanta (447) at Pitt. (645)(11/10/02)
1,061	Atlanta (552) at N.O.(509)(9/2/79)

Most Total Plays, Season

1,144	(1981)
1,090	(1985)
1,086	(1986)

RUSHING**Most Yards Gained, Season**

*2,939	(2006)
*2,672	(2004)
*2,546	(2005)
*NFL leader	

Most Yards Gained, Game

318 vs. Det.	(9/7/08)
306 vs. T.B.	(9/17/06)
297 vs. LA Rams	(10/1/72)

Most Yards Gained, Both Teams, Game

476 Atlanta (169) vs. Was. (307)...	(11/3/85)
-------------------------------------	-----------

Most Rushing Attempts, Season

582	(1977)
578	(1986)
560	(2008)

**Most Rushing Attempts, Game**

58 at T.B. (11/27/77)

Most Rushing Att. Both Teams, Game

105 Atlanta (43) at Oak. (62) (11/30/75)

Best Rushing Average, Season

5.5 (2006)

5.1 (2004)

4.8 (2005)

Most TD's Rushing, Season

23 (2008)

23 (2002)

20 (2004)

Most TD's Rushing, Game

5 vs. Car. (11/23/08)

5 at S.D. (10/21/73)

PASSING**Most Net Yards Passing, Season**

4,186 (1995)

4,112 (1994)

3,700 (1981)

Most Net Yards Passing, Game

422 vs. Buf. (12/23/01)

416 vs. Pitt. (11/15/81)

Most Net Yds Passing, Both Teams, Game

807 Atlanta (365) vs. S.F. (442) .. (10/14/90)

Most Passing Attempts, Season

629 (1994)

603 (1995)

600 (1996)

Most Passing Attempts, Game

66 vs. Det. (37 comp) (12/24/89)

58 at Stl. (33 comp) (12/2/07)

56 at Car. (31 comp) (12/17/95)

56 vs. LA Raid. (34 comp.) (9/19/82)

Most Passing Att. Both Teams, Game

102 Atlanta (45) vs. S.F. (57) (10/6/85)

Most Passes Completed, Season

374 (629 att) (1994)

366 (548 att.) (1992)

364 (603 att) (1995)

Most Passes Completed, Game

37 vs. Det. (66 att) (12/24/89)

34 vs. Dal. (46 att) (12/21/92)

34 vs. LA Raid. (56 att) (9/19/82)

Most Passes Comp. Both Teams, Game

68 Atlanta (31) vs. S.F. (37) (10/6/85)

Best Completion Percentage, Season

64.0 (1982)

63.3 (1983)

61.5 (1984)

Most TD Passes, Season

33 (1992)

31 (1980)

30 (1981, '91)

Most TD Passes, Game

5 at T.B. (12/13/92)

Most TD Passes, Both Teams, Game

10 Atlanta (4) vs. S.F. (6) (10/14/90)

Most Passes Had Intercepted, Season

32 (501 att.) (1987)

31 (355 att.) (1974)

30 (600 att.) (1996)

Fewest Passes, Intercepted, Season

10 (507 att.) (1983)

11 (434 att.) (2008)

11 (484 att.) (1997)

11 (275 att.) (1982)

Fewest Times Passer Thrown For Loss, Season

17 (434 att.) (2008)

25 (219 att.) (1982)

31 (500 att.) (1991)

31 (239 att.) (1971)

Fewest Sacks Per Play, Season

1 per 25.5 plays (2008)

1 per 17.1 plays (1997, 1994)

1 per 16.1 plays (1991)

PUNTING**Highest Punting Average, Season**

44.32 (1968)

43.69 (1967)

43.45 (2007)

Most Punts, Season

110 (1978)

Most Punts, Game

12 vs. Was (12/10/78)

PUNT RETURNS**Highest Punt Return Average, Season**

14.3 (2003)

13.6 (2001)

12.5 (1974)

Most Punt Returns, Season

60 (1976)

**Most Punt Returns, Game**

8	Three Times
Last at Det.	(11/12/00)

Most Yards Gained, Season

635	(1974)
613	(2003)
536	(1980)

Most Yards Gained, Game

139	vs. Dal.	(11/11/01)
-----	----------	------------

Most TD Returns, Season

2	(1970, 1999)
---	--------------

Most TD Returns, Game

1	13 Times
Last vs. Car.	(11/23/08)

KICKOFF RETURNS**Highest Kickoff Return Average, Season**

25.15	(1998)
25.03	(1971)
24.39	(2007)

Most Kickoff Returns, Season

87	(1996)
----	--------

Most Yards Gained, Season

1,890	(2000)
1,825	(1996)
1,737	(1966)

Most Yards Gained, Game

257	at Den.	(9/10/00)
249	vs. Pitt.	(9/27/93)
237	vs. Sea.	(12/30/07)

Most TD Returns, Season

3	(2000)
---	--------

TURNOVERS/TAKEAWAYS**Most Fumbles Had, Season**

42	(1972)
----	--------

Most Fumbles Lost, Season

24	(1974)
----	--------

Most Fumbles Lost, Game

5	Three Times
Last vs. N.O.	(11/25/79)

Most Turnovers, Season

55	(24 Fum., 31 int.)	(1974)
----	--------------------	--------

Most Takeaways, Season

48	(1977)
----	--------

Most Interceptions, Season

26	(1980)
26	(1977)

Biggest Turnover Differential, Season

+23	(48 Takeaways, 25 Turnovers)	(1977)
+20	(44 Takeaways, 24 Turnovers)	(1998)
+16	(42 Takeaways, 26 Turnovers)	(1980)
+16	(47 Takeaways, 31 Turnovers)	(1969)

Biggest Turnover Deficit, Season

-26	(29 Takeaways, 55 Turnovers)	(1974)
-22	(27 Takeaways, 49 Turnovers)	(1987)
-18	(23 Takeaways, 41 Turnovers)	(1996)
-18	(24 Takeaways, 42 Turnovers)	(1993)

QUARTERBACK SACKS MADE**Most Sacks, Season**

55	(1997)
48	(2004)
47	(2002)
47	(1978)

Most Sack Yardage, Season

425	(1978)
396	(1980)
391	(1977)

Most Sacks, Game

10	at N.O.	(10/12/97)
----	---------	------------

OPPONENT FUMBLES/RECOVERIES**Most Fumbles, Game**

7	at Min.	(12/21/08)
7	vs. Phi.	(10/5/76)

PENALTIES**Most Penalties, Season**

130	(1,083 yds.)	(1978)
-----	--------------	--------

Most Penalties, Game

17	at S.F.	(11/5/78)
----	---------	-----------

Fewest Penalties, Season

63	(601 yds.)	(1969)
63	(659 yds.)	(1968)

Fewest Penalties, Game

1	14 Times
Last vs. Car.	(9/23/01)

Most Yards, Penalties, Game

153	vs. G.B., (16 penalties)	(12/26/72)
-----	--------------------------	------------

TIME OF POSSESSION**Largest Advantage, Game** (Atlanta in regulation)

(45:15)	Atl. at Oak. (14:45)	(11/2/08)
(43:21)	Atl. vs. LA Rams (16:39)	(11/17/85)
(42:39)	Atl. vs. S.F. (17:21)	(12/19/82)



INTERCEPTIONS

Most Interceptions, Season

26	(1980)
26	(1977)

Most Interceptions, Game

6	at N.O.	(9/16/73)
6	vs. LA Rams	(10/1/72)

POINTS

Fewest Points Allowed, Season

129	(1977)
-----	-------	--------

Fewest Points Allowed, Game

0	13 Times	
	Last at Oak.	(11/2/08)

Fewest TD's Allowed, Season

15	(1977)
----	-------	--------

FIRST DOWNS

Fewest First Downs, Season

170	(1982)
-----	-------	--------

Fewest First Downs, Game

3	at Oak	(11/2/08)
---	--------	-------	-----------

Fewest First Downs, Rushing, Season

66	(1982)
----	-------	--------

Fewest First Downs, Rushing, Game

1	Six Times Last	
	at Arz.(12/23/07)

Fewest First Downs, Passing, Season

76	(1977)
----	-------	--------

Fewest First Downs, Passing, Game

0	at Oak	(11/2/08)
0	at LA Rams	(9/23/73)

PASSING

Fewest Net Yards Allowed, Season

1,384	(1977)
-------	-------	--------

Fewest Net Yards Allowed, Game

9	vs. Stl.	(12/9/73)
10	at Oak	(11/2/08)
15	vs. N.E.	(11/29/92)

Fewest Passing Attempts, Game

8	vs. G.B. (3 Comp.)	(11/22/71)
---	--------------------	-------	------------

Fewest Passes Completed, Game

2	vs. Stl. (10 Att.)	(12/9/73)
---	--------------------	-------	-----------

Fewest TDs Allowed, Passing, Season

9	(1977)
9	(1971)

YARDS

Fewest Net Yards Allowed, Season

2,848	(1982)
-------	-------	--------

Fewest Net Yards Allowed, Game

77	at Oak (67-R, 10-P)	(11/2/08)
78	vs. T.B. (62-R, 16-P)	(11/27/77)

Fewest Yds Rushing Per Attempt, Season

3.2	(1998)
-----	-------	--------

Fewest Yards Allowed, Rushing, Season

1,044	(1982)
1,203	(1998)
1,357	(1990)

Fewest Yards Allowed, Rushing, Game

18	at N.E. (14 att.)	(11/8/98)
22	vs. Det. (26 att.)	(10/15/78)
29	vs. Hou. (12 att.)	(9/9/90)

Fewest Rushing Attempts, Game

11	at T.B., (40 yards)	(12/2/90)
11	at Det., (34 yards)	(9/18/83)

Fewest TD's Allowed, Rushing, Season

5	(1977)
---	-------	--------



SCORING

Most Points Career

806	Morten Andersen...	(1995-00, 2006-07)
558	Mick Luckhurst	(1981-87)
436	Jay Feely	(2001-04)
395	Norm Johnson	(1991-94)
354	Terance Mathis	(1994-2001)
338	Andre Rison	(1990-94)
288	Gerald Riggs	(1982-88)
271	Nick Mike-Mayer	(1973-77)
250	Jamal Anderson	(1994-2001)
246	William Andrews	(1979-86)

Most Points, Season

138	Jay Feely	(2002)
129	Jason Elam	(2008)
122	Morten Andersen	(1995)
120	Morten Andersen	(1998)
115	Jay Feely	(2001)
114	Mick Luckhurst	(1981)
112	Norm Johnson	(1993)
112	Nick Mike-Mayer	(1973)
106	Greg Davis	(1990)
104	Todd Peterson	(2005)
104	Morten Andersen	(1997)

Most Points, Game

24	Michael Turner vs. Car.....	(11/23/08)
24	T.J. Duckett vs. Oak.....	(12/12/04)
20	Norm Johnson at N.O.	(11/13/94)

Most Consecutive Games Scoring*

124	Morten Andersen.....	(1995-WK 1, 2000, 2006 W2-W17, 2007 W 2-W 17)
68	Mick Luckhurst	(1981-WK 12, 1985)

Most Touchdowns, Career

57	Terance Mathis	(1994-2001)
56	Andre Rison	(1990-94)
48	Gerald Riggs	(1982-88)
41	Jamal Anderson	(1994-2001)
41	William Andrews	(1979-86)
40	Alfred Jenkins	(1975-83)
36	Warrick Dunn	(2002-07)
34	Michael Haynes	(1988-93, '97)
31	T.J. Duckett	(2002-05)
31	Jim Mitchell	(1969-79)

Most Touchdowns, Season

17	Michael Turner	(2008)
16	Jamal Anderson	(1998)
15	Andre Rison	(1993)

Most Touchdowns, Game

4	Michael Turner vs. Car.....	(11/23/08)
4	T.J. Duckett vs. Oak.....	(12/12/04)

Most Consecutive Games, TD Scored

7	T.J. Duckett	(2003)
6	Terance Mathis	(1998)
5	Eric Metcalf	(1995)

Most Two-Point Conversions, Career

6	Terance Mathis	(1994-2001)
3	Brian Finneran	(2000-08)

Most Two-Point Conversions, Season

3	Terance Mathis	(1995)
3	Brian Finneran	(2005)
2	Terance Mathis	(1994)

KICKING

Most PAT's Made, Career

254	Morten Andersen (1995-2000, 2006-07)
216	Mick Luckhurst (1981-87)
144	Norm Johnson (1991-94)
144	Jay Feely (2001-04)

Most PAT's Attempted, Career

256	Morten Andersen (1995-2000, 2006-07)
216	Mick Luckhurst (1981-87)
148	Norm Johnson (1991-94)
144	Jay Feely (2001-04)
108	Nick Mike-Maver (1973-77)

Most PAT's Made, Season

51	Morten Andersen	(1998)
51	Mick Luckhurst	(1981)
46	Tim Mazzetti	(1980)

Most PAT's Attempted, Season

52	Morten Andersen	(1998)
51	Mick Luckhurst	(1981)
49	Tim Mazzetti	(1980)

Most PAT's Made, Game

8	Nick Mike-Mayer at N.O.....	(9/16/73)
---	-----------------------------	-----------

Most PAT's Attempted, Game

8	Nick Mike-Mayer at N.O.....	(9/16/73)
---	-----------------------------	-----------

Most Consecutive PAT's Made

153	Morten Anderson.....	(1998 W4-2000, 2006-07)
139	Norm Johnson	(1991-94)
134	Mick Luckhurst	(1983-87)

Most FG's Made, Career

184	Morten Andersen (1995-2000, 2006-07)
115	Mick Luckhurst (1981-87)
98	Jay Feely (2001-04)

**Most FG's Made, Season**

32	Jay Feely	(2002)
31	Morten Andersen	(1995)
29	Jason Elam	(2008)
29	Jay Feely	(2001)

Most FG's Made, Game

6	Norm Johnson	at N.O. (11/13/94)
---	--------------	--------------------

Most FGs Attempted, Career

224	Morten Andersen	(1995-2000, 2006-07)
164	Mick Luckhurst	(1981-87)
127	Jay Feely	(2001-04)

Most FGs Attempted, Season

40	Jay Feely	(2002)
38	Nick Mike-Mayer	(1973)
37	Jay Feely	(2001)
37	Morten Andersen	(1995)

Most FGs Attempted, Game

6	Jason Elam	vs. Chi. (10/12/08)
6	Norm Johnson	at N.O. (11/13/94)

Most Consecutive FGs Made

26	Norm Johnson	(1992) (5), (1993) (1 st 21)
18	Todd Peterson	(2005)
18	Morten Andersen	(1995) (Wks. 1-9)

Best FG Percentage, Career (Min. 35)

.866	Norm Johnson	(84-of-97) (1991-94)
.821	Morten Andersen	(184-of-224) (1995-2000, 2006-07)
.772	Jay Feely	(98-of-127) (2001-04)

Best FG Percentage, Season

.963	Norm Johnson	(26-of-27) (1993)
.935	Jason Elam	(29-of-31) (2008)
.920	Todd Peterson	(25-of-27) (2005)

Most 50-yard FGs, Career

15	Morten Andersen	(1995-2000, 2006-'07)
8	Norm Johnson	(1991-94)
8	Mick Luckhurst	(1981-87)

Most 50-yard FGs, Season

8	Morten Andersen	(1995)
4	Norm Johnson	(1992)
3	Mick Luckhurst	(1984)

Most 50-yard FGs, Game

3	Morten Andersen*	vs. N.O. (12/10/95)
---	------------------	---------------------

*(tied for NFL Record, Neil Rackers in '04)

Longest Field Goal, Career

59 yds	Morten Andersen	vs. S.F., (12/24/95)
58 yds	Michael Koenen	vs. N.E., (10/9/05)

RUSHING**Most Yards Gained, Career**

6,631	Gerald Riggs	(1982-88)
5,986	William Andrews	(1979-86)
5,981	Warrick Dunn	(2002-07)
5,336	Jamal Anderson	(1994-01)
3,859	Michael Vick	(2001-06)
3,482	Dave Hampton	(1972-76)
2,662	Haskel Stanback	(1974-79)
2,263	Lynn Cain	(1979-84)
2,250	Jim Butler	(1968-71)
2,183	Craig Heyward	(1994-95)

Most Yards Gained, Season

1,846	Jamal Anderson	(1998)
1,719	Gerald Riggs	(1985)
1,699	Michael Turner	(2008)
1,567	William Andrews	(1983)
1,486	Gerald Riggs	(1984)
1,416	Warrick Dunn	(2005)
1,327	Gerald Riggs	(1986)
1,308	William Andrews	(1980)
1,301	William Andrews	(1981)
1,185	Erric Pegram	(1993)

Most 1,000-yard Seasons

4	Jamal Anderson	(1996-98, 2000)
4	William Andrews	(1979-81, 1983)
3	Warrick Dunn	(2004-06)
3	Gerald Riggs	(1984-86)

Most Consecutive 1,000-yard Seasons

3	Warrick Dunn	(2004-06)
3	Jamal Anderson	(1996-98)
3	Gerald Riggs	(1984-86)
3	William Andrews	(1979-81)

Most Yards Gained, Game

220	Michael Turner	vs. Det. (22 att), (9/7/08)
208	Michael Turner	vs. Stl. (25 att), (12/28/08)
202	Gerald Riggs	at N.O. (35 att), (9/2/84)

Most Rushing Attempts, Career

1,587	Gerald Riggs	(1982-88)
1,413	Warrick Dunn	(2002-07)
1,329	Jamal Anderson	(1994-01)

Most Rushing Attempts, Season

410	Jamal Anderson	(1998)
397	Gerald Riggs	(1985)
376	Michael Turner	(2008)

**Most Rushing Attempts, Game**

41	Gerald Riggs vs. LA Rm. (123 yds), (11/17/85)
39	Gerald Riggs... at N.O. (158 yds), (12/22/85)
37	Eric Pegram... at Cin. (180 yds), (12/26/93)

Most 100-Yard Games, Career

25	Gerald Riggs.....(1982-88)
22	William Andrews.....(1979-86)
19	Warrick Dunn.....(2002-07)
19	Jamal Anderson.....(1996-2000)

Most 100-Yard Games, Season

12	Jamal Anderson.....(1998)
9	Gerald Riggs.....(1985)
8	Michael Turner.....(2008)

Most TD's Rushing, Career

48	Gerald Riggs.....(1982-88)
34	Jama Anderson.....(1994-2001)
31	T.J. Duckett.....(2002-05)

Most TD's Rushing, Season

17	Michael Turner.....(2008)
14	Jamal Anderson.....(1998)
13	Gerald Riggs.....(1984)

Most TD's Rushing, Game

4	Michael Turner.....vs. Car. (11/23/08)
4	T.J. Duckett.....vs. Oak., (12/12/04)

Most Consecutive Games, Rushing TD

7	T.J. Duckett.....(2003)
7	Gerald Riggs.....(1986)
4	Dave Hampton.....(1975)

Highest Average Gain, Career (300 carries)

7.29	Michael Vick.....(2001-06)
4.55	William Andrews.....(1979-86)
4.45	Craig Heyward.....(1994-96)

Highest Average Gain, Season (Min. 150 Carries)

4.94	William Andrews.....(1980)
4.73	William Andrews.....(1983)
4.59	Craig Heyward.....(1995)

Highest Average Gain, Game (Min. 10 Carries)

17.30	Michael Vick... at Min. (10-173), (12/1/02)
13.83	Michael Vick... vs. N.O. (12-166), (11/26/06)
10.42	Warrick Dunn vs. NYG (14-146), (10/15/06)

PASSING**Most Yards Gained Passing, Career**

23,470	Steve Bartkowski.....(1975-85)
14,066	Chris Miller.....(1987-93)
13,268	Chris Chandler.....(1997-2001)

Most Gross Yards Passing, Season

4,143	Jeff George.....(1995)
3,829	Steve Bartkowski.....(1981)
3,734	Jeff George.....(1994)

Most 300-Yard Games, Career

12	Steve Bartkowski.....(1975-85)
8	Chris Miller.....(1987-93)
6	Jeff George.....(1994-96)

Most 300-Yard Games, Season

4	Jeff George.....(1995)
---	------------------------

Most Gross Yards Passing, Game

431	Chris Chandler... vs. Buf. (28-40), (12/23/01)
416	Steve Bartkowski... vs. Pitt. (33-50), (11/15/81)
386	Jeff George..... at N.O. (27-39), (9/17/95)

Most Passes Attempted, Career

3,330	Steve Bartkowski.....(1975-85)
2,089	Chris Miller.....(1987-93)
1,730	Michael Vick.....(2001-06)

Most Passes Attempted, Season

557	Jeff George.....(1995)
533	Steve Bartkowski.....(1981)
526	Chris Miller.....(1989)

Most Passes Attempted, Game

66	Chris Miller... vs. Det. (37 comp), (12/24/89)
56	Steve Bartkowski.....
 vs. Oak. (34 comp), (9/19/82)
53	Jeff George..... at Car. (29 comp), (12/17/95)

Most Passes Completed, Career

1,871	Steve Bartkowski.....(1975-85)
1,129	Chris Miller.....(1987-93)
981	Chris Chandler.....(1997-2001)

Most Passes Completed, Season

336	Jeff George.....(1995)
322	Jeff George.....(1994)
297	Steve Bartkowski.....(1981)

Most Passes Completed, Game

37	Chris Miller..... vs. Det., (12/24/89)
34	Steve Bartkowski.. vs. Raid. (56 att), (9/19/82)
33	Steve Bartkowski... vs. Pitt. (50 att), (11/15/81)

Highest Completion Percentage, Career

61.1	Matt Ryan.....(2008)
60.5	Jeff George.....(1994-96)
59.8	Bobby Hebert.....(1993-96)

Highest Completion Percentage, Season

.681	Wade Wilson.....(1992)
.673	Steve Bartkowski.....(1984)
.634	Steve Bartkowski.....(1983)

**Highest Completion Percentage, Game**

(Minimum 20 Att.)

.857	Steve Bartkowski vs. Det. (24-28), (9/9/84)
.826	Steve Bartkowski at Pitt. (19-23), (10/28/84)
.826	Steve Bartkowski . . . at S.F. (19-23), (9/25/83)

Best QB Rating, Career

87.7	Matt Ryan (2008)
87.4	Chris Chandler (1997-2001)
85.6	Jeff George (1994-96)

Best QB Rating, Season (Minimum 100 Att.)

110.2	Wade Wilson (1992)
106.7	Bob Berry (1969)
100.9	Chris Chandler (1998)

Most TD Passes, Career

154	Steve Bartkowski (1975-85)
87	Chris Chandler (1997-2001)
87	Chris Miller (1987-93)

Most TD Passes, Season

31	Steve Bartkowski (1980)
30	Steve Bartkowski (1981)
26	Chris Miller (1991)
25	Chris Chandler (1998)
24	Jeff George (1995)
24	Bobby Hebert (1993)

Most TD Passes, Game

5	Wade Wilson vs. T.B. (12/13/92)
---	---

Most Consecutive Games, TD Pass

27	Chris Chandler (1997-99)
14	Chris Miller (1991-92)
14	Steve Bartkowski (1980-81)

Most Consecutive Passes Without Int.

197	Steve Bartkowski (1982-83)
185	Chris Miller (1989)
171	Michael Vick (2002)

Most Consecutive Games Without Int.

6	Michael Vick (2002)
5	Steve Bartkowski (1983)

Lowest Interception Pct., Career

2.18	Matt Ryan (2008)
2.71	Jeff George (1994-96)
3.32	Michael Vick (2001-06)

Lowest Interception Pct., Season

(Minimum 150 Att.)

1.16	Steve Bartkowski (5-432) (1983)
1.90	Michael Vick (8-421) (2002)
1.90	Chris Miller (10-526) (1989)

RECEIVING**Most Passes Caught, Career**

573	Terance Mathis (1994-2001)
423	Andre Rison (1990-94)
360	Alfred Jenkins (1975-83)
316	Alge Crumpler (2001-07)
305	Jim Mitchell (1969-79)

Most Passes Caught, Season

111	Terance Mathis (1994)
104	Eric Metcalf (1995)
93	Andre Rison (1992)
89	Roddy White (2008)
86	Andre Rison (1993)

Most 50+ Catch Seasons

8	Terance Mathis (1994-2001)
5	Andre Rison (1990-94)

Most Passes Caught, Game

15	William Andrews vs. Pitt. (124 yds), (11/15/81)
14	Andre Rison at Det. (193 yds), (9/4/94)
13	Terance Mathis vs. K.C. (123 yds), (9/18/94)
13	William Andrews at T.B. (98 yds), (12/6/81)

Most Yards Gained Receiving, Career

7,349	Terance Mathis (1994-2001)
6,267	Alfred Jenkins (1975-83)
5,633	Andre Rison (1990-94)

Most Yards Gained Receiving, Season

1,382	Roddy White (2008)
1,358	Alfred Jenkins (1981)
1,342	Terance Mathis (1994)

Most Yards Gained Receiving, Game

198	Terance Mathis at N.O. (6 rec), (12/13/98)
193	Andre Rison at Det. (14 rec), (9/4/94)
193	Alfred Jackson vs. S.F. (11 rec), (12/2/84)

Most 100-Yard Games, Career

16	Alfred Jenkins (1975-83)
15	Andre Rison (1990-94)
14	Roddy White (2005-08)
14	Terance Mathis (1994-2001)

Most 100-Yard Receiving Games, Season

7	Roddy White (2008)
6	Tony Martin (1998)

Most TD Receptions, Career

57	Terance Mathis (1994-2001)
56	Andre Rison (1990-94)
40	Alfred Jenkins (1975-83)

**Most TD Receptions, Season**

15	Andre Rison	(1993)
13	Alfred Jenkins	(1981)
12	Andre Rison	(1991)

Most TD Receptions, Game

3	Five Times	
	Last vs. Stl.	(11/19/95)

Highest Per Catch Average, Season

(minimum 20 catches)

22.5	Ken Burrow (33)	(1971)
22.4	Michael Haynes (50)	(1991)
21.3	Brian Finneran (23)	(2001)

KICKOFF RETURNS**Most Return Yards, Career**

5,489	Allen Rossum	(2002-06)
3,388	Deion Sanders	(1989-93)
2,948	Jerious Norwood	(2006-08)

Most Return Yards, Season

1,491	Darrick Vaughn	(2001)
1,317	Jerious Norwood	(2007)
1,311	Jerious Norwood	(2008)
1,291	Allen Rossum	(2003)
1,250	Allen Rossum	(2004)

Most Return Yards, Game

249	Tony Smith	vs. Pitt., (9/27/93)
198	Darrick Vaughn	at Stl., (1/6/02)
198	Clarence Verdin	vs. N.O., (12/11/94)

Highest Average Return, Career (Min. 25)

25.70	Darrick Vaughn	(2000-01)
25.41	Jerious Norwood	(2006-08)
24.89	Tony Smith	(1992-94)

Highest Average Return, Season (Min. 25)

27.70	Darrick Vaughn	(2000)
27.50	Sylvester Stamps	(1987)
27.02	Tim Dwight	(1998)

Most Returns, Career

250	Allen Rossum	(2002-06)
147	Deion Sanders	(1989-93)
116	Jerious Norwood	(2006-08)

Most Returns, Season

62	Allen Rossum	(2003)
61	Darrick Vaughn	(2001)
58	Allen Rossum	(2004)

Longest Kickoff Returns

100t	Darrick Vaughn	at Den., (9/10/00)
100t	Deion Sanders	at S.F., (10/13/91)
100t	Dennis Pearson	at Stl., (12/17/78)

Most Touchdowns, Kickoff Returns, Career

4	Darrick Vaughn	(2000-01)
3	Deion Sanders	(1989-93)
2	Byron Hanspard	(1997-99)

PUNT RETURNS**Most Return Yards, Career**

1,723	Allen Rossum	(2002-06)
1,251	Billy Johnson	(1982-87)
792	Tim Dwight	(1998-2000)

Most Return Yards, Season

545	Allen Rossum	(2003)
489	Billy Johnson	(1983)
457	Allen Rossum	(2004)
446	Todd Kinchen	(1997)
437	Darrien Gordon	(2001)

Most Return Yards, Game

139	Darrien Gordon vs. Dal.	(11/11/01)
116	Billy Johnson at NYJ	(10/23/83)
108	Al Dodd vs. Chi.	(10/13/74)

Highest Return Average, Career (Min. 30)

14.10	Darrien Gordon	(2001)
11.80	Al Dodd	(1973-74)
11.19	Allen Rossum	(2002-05)

Highest Return Average, Season (Min. 20)

14.10	Darrien Gordon	(2001)
14.00	Allen Rossum	(2003)
12.74	Al Dodd	(1974)
12.35	Allen Rossum	(2004)
12.22	Kenny Johnson	(1980)

Highest Return Average, Game (Min. 3)

46.3	Darrien Gordon	vs. Dal., (11/11/01)
31.0	Harry Douglas	vs. Car., (11/23/08)
31.0	Billy Johnson	vs. LA Raid., (11/21/82)

Most Returns, Career

154	Allen Rossum	(2002-06)
124	Billy Johnson	(1982-87)
109	Rolland Lawrence	(1973-80)

Most Returns, Season

54	Rolland Lawrence	(1976)
52	Todd Kinchen	(1997)
51	Rolland Lawrence	(1977)
46	Billy Johnson	(1983)
40	Ray Brown	(1973)

Most Returns, Game

8	Tim Dwight at Det.	(11/12/00)
8	Rolland Lawrence	at S.F., (10/9/77)

**Most Touchdowns, Punt Returns, Career**

2	Allen Rossum.....	(2002-06)
2	Tim Dwight.....	(1998-2000)
2	Deion Sanders.....	(1989-93)

Longest Punt Returns

79t	Deion Sanders	vs. Cin., (10/28/90)
77t	Tom McCauley	vs. N.O., (10/25/70)
75t	Allen Rossum	at K.C., (10/24/04)
75t	John Mallory.....	vs. Min., (12/20/70)

COMBINED RETURNS**Combined Return Yards, Career**

7,212	Allen Rossum.....	(2002-06)
4,177	Deion Sanders.....	(1989-93)
3,389	Tim Dwight.....	(1998-2000)
2,948	Jerious Norwood.....	(2006-08)

Most Combined Return Yards, Season

1,836	Allen Rossum.....	(2003)
1,707	Allen Rossum.....	(2004)
1,491	Darrick Vaughn.....	(2001)
1,452	Allen Rossum.....	(2002)
1,370	Allen Rossum.....	(2006)

Most Combined Returns, Career

404	Allen Rossum.....	(2002-06)
240	Deion Sanders.....	(1989-93)
196	Tim Dwight.....	(1998-2000)

Most Combined Returns, Season

101	Allen Rossum.....	(2003)
95	Allen Rossum.....	(2004)
77	Allen Rossum.....	(2002)
76	Eric Metcalf.....	(1996)
75	Rolland Lawrence.....	(1976)

COMBINED NET YARDS

(Rushing, Receiving, KO & Punt Returns)

Most Combined Yards, Career

8,704	William Andrews.....	(1979-86)
8,345	Gerald Riggs.....	(1982-88)
7,616	Warrick Dunn.....	(2002-07)

Most Combined Yards, Season

2,207	Jerious Norwood.....	(2007)
2,176	William Andrews.....	(1983)
2,165	Jamal Anderson.....	(1998)

Most Combined Yards, Game

296	Eric Metcalf (0/97/176/23) vs. Phi., (9/22/96)
270	Jerious Norwood (56/22/192/0)..... vs. Stl., (12/28/08)
264	Tim Dwight (5/60/149/50)..... at Den., (9/10/00)

PUNTING**Highest Punting Average, Career**

43.0	Michael Koenen.....	(2005-08)
42.6	Rick Donnelly.....	(1985-88)
41.8	Scott Fulhage.....	(1989-92)

Highest Punting Average, Season (Min. 35)

44.32	Billy Lothridge.....	(1968)
44.03	Rick Donnelly.....	(1987)
43.86	Rick Donnelly.....	(1986)
43.69	Billy Lothridge.....	(1967)
43.63	Rick Donnelly.....	(1985)

Highest Punting Average, Game (Min. 4)

66.6	Scott Fulhage.....	vs. S.F., (10/14/90)
52.1	Rick Donnelly.....	at Phi., (11/10/85)

Highest Net Punting Average, Season

38.8	Michael Koenen.....	(2007)
38.7	Chris Mohr.....	(2002)
38.1	Billy Lothridge.....	(1968)
37.9	Dan Stryzinski.....	(2000)
37.6	Harold Alexander.....	(1993)

Most Punts, Career

873	John James.....	(1972-81)
469	Dan Stryzinski.....	(1995-2000)
424	Billy Lothridge.....	(1966-71)

Most Punts, Season

109	John James.....	(1978)
105	John James.....	(1977)
101	John James.....	(1976)
98	Rick Donnelly.....	(1988)
96	John James.....	(1974)

Most Punts, Game

12	John James.....	vs. Was., (12/10/78)
11	Rick Donnelly.....	at Phi., (10/30/88)

Most Punts Inside 20, Season

30	Michael Koenen.....	(2007)
28	John James.....	(1976)
27	Dan Stryzinski.....	(2000)
27	Dan Stryzinski.....	(1999)
27	Rick Donnelly.....	(1988)

Longest Punt

75	Harold Alexander.....	at Chi., (10/3/93)
75	John James.....	vs. Oak., (11/30/75)
72	John James.....	vs. N.O., (9/16/73)
71	Rick Donnelly.....	vs. NYJ, (11/9/86)

Most Fair Catches Forced, Season

45	Dan Stryzinski.....	(1997)
34	Dan Stryzinski.....	(1999)
33	Chris Mohr.....	(2003)



INTERCEPTIONS

Most Passes Intercepted, Career

39	Rolland Lawrence	(1973-81)
31	Ray Brown	(1971-77)
30	Ray Buchanan	(1997-2003)
30	Scott Case	(1984-94)

Most Passes Intercepted, Season

10	Scott Case	(1988)
9	Rolland Lawrence	(1975)
8	Ray Brown	(1974)

Most Passes Intercepted, Game

2	28 Times
	Last time by, Ashley Ambrose . . . at G.B., (11/18/01)

Most Consecutive Games Pass Int.

4	D.J. Johnson	(Weeks 2-5, 1994 Season)
4	Ken Reaves	(3 games-1970, 1-1971)

Most Interception Return Yards, Career

658	Rolland Lawrence	(1973-80)
574	Ray Brown	(1971-77)
520	Deion Sanders	(1989-93)

Most Interception Return Yards, Season

221	Tom Pridemore	(1981)
177	DeAngelo Hall	(2005)
164	Ray Brown	(1974)
163	Rolland Lawrence	(1975)
153	Deion Sanders	(1990)
153	Ken Reaves	(1967)

Most Interception Return Yards, Game

101	Tom Pridemore	vs. S.F. (1 INT), (9/20/81)
-----	---------------	-----------------------------

Most Interceptions For TD's, Career

3	Kevin Mathis	(2002-04)
	Deion Sanders	(1989-93)

Most Interceptions For TD's, Season

2	Four Times
	Last by Kevin Mathis (2004)

Most Interceptions For TD's, Game

2	Kenny Johnson	vs. G.B. (26 and 31), (11/27/83)
---	---------------	----------------------------------

FUMBLE RECOVERIES

Most Recoveries, Career

14	Greg Brezina	(12) (1968-79)
13	Tom Pridemore	(50) (1978-85)
13	Rolland Lawrence	(20) (1973-80)
13	Tommy Nobis	(6) (1966-76)

Most Recoveries, Season

5	Four Times
	Last by Jeff Yeates (0 yards) (1979)

Most Recoveries, Game

2	Four Times,
	Last by Travis Hall . . vs. Mia., (12/27/98)

Most Yards, Fumble Recoveries, Career

155	Jessie Tuggle	(10 recoveries) . . (1987-97)
113	Bob Glazebrook	(4) (1978-83)
111	Joel Williams	(8) (1979-89)

Most Yards, Fumble Recoveries, Season

91	Bob Glazebrook	(2) (1982)
86	DeAngelo Hall	(2) (2005)
75	Oliver Barnett	(1) (1991)
74	Jim Weatherford	(3) (1969)
73	James Britt	(2) (1986)

Most TD's, Fumble Recoveries, Career

*5	Jessie Tuggle	(10 recoveries) . . (1987-98)
	*Tied for NFL record	

Most TD's, Fumble Recoveries, Season

2	Kenny Johnson	(1981)
---	---------------	--------

Most TD's Fumble Recoveries, Game

1	44 Times
	Last by DeAngelo Hall . . . at Ten., 56 yds, (10/7/07)

Safeties, Career

2	Three Times
	Last by Brian Jordan (1989-91)

SACKS

Most Sacks, Career

94.5	(757 yds) Claude Humphrey	(1968-78)
58.5	(321.5 yds) Chuck Smith	(1992-99)
58.0	(318.5 yds) Patrick Kerney	(1999-2006)

Most Sacks, Season

16.5	John Abraham	(2008)
16.0	Joel Williams	(1980)
15.0	Claude Humphrey	(1976)

Most Sacks, Game

5.0	Chuck Smith	at N.O., (10/12/97)
5.0	Claude Humphrey	(Twice)
4.0	Claude Humphrey	at N.O., (12/19/71)

Most Sack Yards, Career

757.0	Claude Humphrey	(1968-78)
395.0	John Zook	(1969-75)
359.5	Chuck Smith	(1992-99)

Most Sack Yards, Season

137.5	Joel Williams	(1980)
127.5	Claude Humphrey	(1976)
109.5	John Abraham	(2008)



2009 ATLANTA FALCONS // CAREER SERVICE & CONSECUTIVE STREAKS

SERVICE

Most Seasons Played

18	Jeff Van Note.....	(1969-86)
17	Mike Kenn	(1978-1994)
14	Jessie Tuggle	(1987-2000)
12	Bob Whitfield	(1992-2003)
12	Bobby Butler	(1981-1992)
11	Keith Brooking.....	(1998-2008)
11	Scott Case	(1984-94)
11	Steve Bartkowski.....	(1975-85)
11	Jim Mitchell	(1969-79)
11	Tommy Nobis	(1966-76)

Most Games Played

251	Mike Kenn	(1978-94)
246	Jeff Van Note.....	(1969-86)
209	Jessie Tuggle	(1987-2000)
178	Bob Whitfield	(1992-2003)
169	Bobby Butler	(1981-1992)
162	Scott Case	(1984-94)
161	Keith Brooking.....	(1998-2008)
155	Jim Mitchell	(1969-1979)
151	Greg Brezina	(1968-79)
148	John James.....	(1972-81)

Most Games Started

251	Mike Kenn
225	Jeff Van Note
189	Jessie Tuggle
167	Bob Whitfield
145	Keith Brooking
134	Todd McClure
133	Tommy Nobis
127	Claude Humphrey
126	Bobby Butler
122	Scott Case

Most Consecutive Games Played

155	Jeff Van Note.....	(1976-86)
130	Keith Brooking....	(2001-Week 16-2008)
129	Bob Whitfield	(1992-Week 11, 2000)
112	Todd McClure	(2002-08)
112	Ken Reaves	(1966-73)
112	Patrick Kerney	(1999-2005)
110	Jessie Tuggle	(1992-Week 5 of '99)
107	Buddy Curry.....	(1980-87)
100	Steve Bartkowski.....	(1977-84)
96	Terance Mathis ..	(1996-Week 17 of 2001)

Most Consecutive Games Started

128	Keith Brooking.....	(2000-08)
123	Bob Whitfield ..	(Wk 1, '93-Wk 11, 2000)
112	Todd McClure	(2001-2008)
112	Jeff Van Note.....	(1970-84)
100	Steve Bartkowski..	(Wk 8, '77-Wk 10, '84)
96	Patrick Kerney	(Wk 1, '99-2006)
96	Terance Mathis ..	(Wk 1, '96-Wk 17, 2001)

90	Mike Kenn	(78-Wk 2, '84)
*90	Ray Buchanan ..	(Wk 1, '97-Wk 16, 2002)
89	Jessie Tuggle	(Wk 3, '92-Wk 11, '97)

*In-between was suspended four games by NFL for violation.

Most Pro Bowl Appearances

6	Claude Humphrey (1970, 71, 72, 73, 74, 77)
6	Jeff Van Note... (1974, 75, 79, 80, 81, 82)
5	Jessie Tuggle (1992, 94, 95, 97, 98)
5	Tommy Nobis(1966, 67, 68, 70, 72)
5	George Kunz(1969, 71, 72, 73, 74)
5	Mike Kenn (1980, 81, 82, 83, 84)
5	Keith Brooking.....(2001, 02, 03, 04, 05)
4	Alge Crumpler.....(2003, 04, 05, 06)
4	Elbert Shelley.....(1992, 93, 94, 95)

Most Consecutive Pro Bowl Appearances

5	Keith Brooking	(2001-05)
5	Claude Humphrey	(1970-74)
5	Mike Kenn	(1980-84)
4	Alge Crumpler.....	(2003-06)
4	Elbert Shelley.....	(1992-95)
4	Andre Rison	(1990-93)
4	William Andrews	(1980-83)
4	Jeff Van Note.....	(1979-82)
4	George Kunz	(1971-74)

SCORING

Most Consecutive Games, Scoring

124	Morten Andersen... (1995 Week 1-2000, 2006 Week 2-2006 Week 17, 2007 Week 2-2007 Week 17)
68	Mick Luckhurst (Wk 1, '81-Wk 11, '85)

Most Consecutive Games Scoring TD

7	T.J. Duckett, (all rushing)	(2003)
6	Terance Mathis, (all receiving)	(1998)
5	Eric Metcalf, (3 receiving, 1 return)	(1995)
4	Michael Turner (all rushing)	(2008)
4	T.J. Duckett, (all rushing)	(2005)
4	Bert Emanuel, (all receiving)	(1997)
4	Andre Rison, (all receiving)	(1993)
4	Gerald Riggs, (all rushing).....	(1986)
4	Jim Mitchell, (3 receiv., 1 fumble) .	(1975)
4	Dave Hampton, (3 rush, 1 receiv.) .	(1975)

Most Consecutive Games With TD Pass

27	Chris Chandler	(Wk 3, '97-Wk 3, '99)
14	Chris Miller	(Wk 11, '91-Wk 8, '92)
14	Steve Bartkowski	(Wk 7, '80-Wk 4, '81)

Most Consecutive Games With TD Catch

6	Terance Mathis	(1998)
4	Bert Emanuel	(1997)
4	Andre Rison	(1993)
4	Andre Rison	(1991)

**KICKING****Most Consecutive PAT's**

153	Morten Anderson.... (1998 WK 4-2000, 2006-07)
139	Norm Johnson..... (1991-94)
134	Mick Luckhurst..... (1983-1987)

Most Consecutive Games FG Made

14	Jay Feely..... (2001)
13	Jay Feely..... (2002)
11	Norm Johnson..... (1993)
10	Jay Feely..... (2002-03)
10	Morten Andersen..... (1997)
10	Morten Andersen..... (1996)
10	Todd Peterson..... (2005)

Most Consecutive Field Goals

26	Norm Johnson..... (1992-93)
18	Todd Peterson..... (2005)
18	Morten Andersen..... (1995)
17	Mick Luckhurst..... (1984-85)
16	Morten Anderson.... (2007 Weeks 7-17)

RUSHING**Most Consecutive 100-Yard Games**

6	Jamal Anderson..... (1998)
4	Gerald Riggs..... (1985)
3	Gerald Riggs..... (1986)
3	William Andrews..... (1983)

Most Consecutive 1,000-yard Seasons

3	Warrick Dunn..... (2004-06)
3	Jamal Anderson..... (1996-98)
3	Gerald Riggs..... (1984-86)
3	William Andrews..... (1979-81)

RECEIVING**Most Consecutive Games With Reception**

103	Alfred Jenkins..... (1975-1983)
74	Alge Crumpler..... (2001-2007)
59	Terance Mathis..... (1997-2000)
57	Andre Rison..... (1990-94)

Most Consecutive 100-Yard Games

4	Terance Mathis..... (1994) (Nov. 13 10-125, Nov. 20 8-168, Nov. 27 10-124, Dec. 4 7-128)
4	Andre Rison..... (1990) (Sept. 23 11-128, Oct. 7 10-154, Oct. 14 9-172, Oct. 21 5-161)

PASSING**Most Consecutive Passes Without INT**

197	Steve Bartkowski..... (1982-83)
185	Chris Miller..... (1989)
171	Michael Vick..... (2002)

Most Consecutive Games With TD Pass

22	Chris Chandler..... (1997-99)
14	Chris Miller..... (1991-92)
14	Steve Bartkowski..... (1980-81)
13	Chris Miller..... (1989-90)

INTERCEPTIONS**Most Consecutive Games Pass INT**

4	Ken Reaves... (Last 3-1970, Opener-1971)
	Chris Redman..... (Weeks 13-16, 2007)



ALL-TIME FUMBLE RETURNS FOR TOUCHDOWN

Date Play

(10/19/69)	Jim Weatherford for 74 yards at S.F.
(12/21/69)	Claude Humphrey for 24 yards vs. Min.
(10/25/70)	Randy Marshall rec. in end zone vs. N.O.
(12/6/70)	John Mallory for 17 yards at S.F.
(10/17/71)	John Mallory for 54 yards vs. LA Rams
*(10/28/71)	Jim Mitchell for 55 yards at Min.
(12/5/71)	Tom Hayes for 60 yards vs. Oak.
(9/17/72)	John Zook for 26 yards at Chi.
(10/5/75)	Jim Mitchell for 50 yards vs. N.O.
(11/13/77)	Ralph Ortega for 14 yards vs. Det.
(10/29/79)	Rick Byas for 40 yards vs. Sea.
(10/5/80)	Buddy Curry for 30 yards vs. Det.
(10/5/80)	Joel Williams for 42 yards vs. Det.
(12/14/80)	Al Richardson rec. in end zone vs. S.F.
(10/6/81)	Kenny Johnson for 35 yards vs. N.O.
(10/13/81)	Joel Williams for 57 yards at G.B.
(10/5/81)	Kenny Johnson for 20 yards at Phi.
(11/29/81)	Alfred Jackson rec. in end zone at Hou.
(9/12/82)	Bob Glazebrook for 91 yards at NYG
**1/9/83)	Doug Rogers rec. in end zone at Min.
(10/30/83)	John Rade for 16 yards vs. N.E.
(11/20/83)	Blane Gaison for 64 yards vs. S.F.
(10/20/85)	Mike Gann for 32 yards vs. N.O.
(10/21/86)	Mike Pitts for 22 yards at Dal.
(10/26/86)	James Britt for 65 yards at LA Rams
(12/6/87)	Robert Moore for 20 yards at Dal.
(10/30/88)	Mike Gann for 36 yards at Phi.
(12/11/88)	Jessie Tuggle for two yards at LA Rams
(10/17/89)	Bobby Butler for 29 yards vs. Dal.
(10/9/90)	Jessie Tuggle for 65 yards vs. Hou.
(10/22/91)	Jessie Tuggle for 18 yards vs. LA Raiders
(9/29/91)	Ken Tippins for 23 yards vs. N.O.
(11/17/91)	Oliver Barnett for 75 yards vs. T.B.
(12/1/91)	Joe Fishback for 16 yards vs. G.B.
(12/3/92)	Jessie Tuggle for 49 yards vs. N.O.
(9/27/93)	Vinnie Clark for 46 yards vs. Pitt.
(11/13/94)	Eric Jack for 27 yards at N.O.
(10/4/97)	William White for 18 yards vs. Car.
(10/11/97)	Antonio Edwards for two yds at NYG
(11/8/98)	Chuck Smith for 71 yards at N.E.
(11/15/98)	Jessie Tuggle for one yard vs. S.F.
(11/3/02)	Patrick Kerney for four yards vs. Bal.
(10/26/04)	Brady Smith for zero yards vs. Stl.
(10/16/05)	DeAngelo Hall for 66 yards at N.O.
(10/24/05)	Chauncey Davis for 24 yards vs. NYJ
(10/7/07)	DeAngelo Hall for 56 yards at Ten.
***12/21/08)	Justin Blalock rec. in end zone at Min.

*Ball was fumbled by teammate and picked up and run back for a touchdown.

**1982 Playoffs

***Ball was fumbled by teammate in end zone and recovered for a touchdown.

ALL-TIME INTERCEPTIONS FOR A TOUCHDOWN

Date Play

(12/4/66)	Bobby Riddle for 62 yards at Min.
(10/17/67)	Lee Calland for 77 yards at Bal.
(10/29/67)	Tommy Nobis for 41 yards vs. Min.
(10/20/68)	Ken Reaves for 90 yards at LA Rams
(12/15/68)	Jimmy Burson for 73 yards vs. S.F.
(10/31/71)	Don Hansen for 40 yards at Cle.
(10/1/72)	Tommy Nobis for 29 yards vs. LA Rams
(9/16/73)	Tom Hayes for 65 yards at N.O.
(12/9/73)	Tom Hayes for 38 yards vs. Stl.
(10/6/74)	Ray Brown for 59 yards at NYG
(11/23/75)	Ray Brown for 41 yards vs. Den.
(11/30/75)	Rolland Lawrence for 87 yards at Oak.
(11/13/77)	Robert Pennywell for 20 yards vs. Det.
(11/20/77)	Rick Byas for 72 yards at N.O.
(9/2/79)	James Mayberry for six yards at N.O.
(12/16/79)	Robert Pennywell for 39 yards vs. S.F.
(9/13/81)	Fulton Kuykendall for 20 yards at G.B.
(9/20/81)	Tom Pridemore for 101 yards vs. S.F.
(11/23/81)	Buddy Curry for 35 yards vs. Min.
*(1/9/83)	Bob Glazebrook for 35 yards vs. Min.
(11/27/83)	Kenny Johnson (2) for 26 & 31 yds vs G.B.
(9/23/84)	Jeff Jackson for 35 yards vs. Hou.
(9/22/85)	John Rade for 38 yards vs. Den.
(9/21/86)	Bobby Butler for 33 yards at Dal.
(11/16/86)	Joel Williams for 14 yards vs. Chi.
(9/18/88)	Robert Moore for 47 yards at S.F.
(9/9/90)	Deion Sanders for 82 yards vs. Hou.
(12/23/90)	Scott Case for 36 yards vs. LA Rams
(12/30/90)	Deion Sanders for 61 yards vs. Dal.
(12/15/91)	Deion Sanders for 55 yards vs. Sea.
(9/11/94)	Darnell Walker for 44 yards vs. L.A.
(11/5/95)	Alton Montgomery for 71 yards vs. Det.
(11/26/95)	Jessie Tuggle for 27 yards at Arz.
(10/18/98)	Eugene Robinson for 25 yards vs. N.O.
(12/27/98)	Ronnie Bradford for 11 yards vs. Mia.
(12/5/99)	Ray Buchanan 52 yards vs. N.O.
(9/3/00)	Ashley Ambrose for 36 yards vs. S.F.
(10/1/00)	Tim Dwight for 70 yards at Phi.
(11/24/02)	Keion Carpenter for 41 yards at Car.
(11/16/03)	Tod McBride for 15 yards at N.O.
(12/7/03)	Kevin Mathis for 32 yards in OT vs. Car.
(12/20/03)	Juran Bolden for 41 yards at T.B.
(10/3/04)	Kevin Mathis for 35 yards at Car.
(10/31/04)	Kevin Mathis for 66 yards at Den.
(12/12/04)	Rod Coleman for 39 yards vs. Oak.
(1/2/05)	DeAngelo Hall for 48 yards at Sea.
(9/21/08)	Chris Houston 10 yards at K.C.
(11/9/08)	Chevis Jackson 95 yards vs. N.O.

*1982 NFC Playoffs



ALL-TIME 2-POINT CONVERSIONS

Date	Play
(10/2/94)	Terance Mathis at LA Rams
(10/27/94)	Terance Mathis vs. Phi.
(12/18/94)	Andre Rison at G.B.
(10/1/95)	Terance Mathis vs. N.E.
(11/5/95)	Terance Mathis vs. Det.
(9/17/99)	Terance Mathis at N.O.
(9/22/96)	Terance Mathis vs. Phi.
(11/29/98)	Jamal Anderson at Stl.
(10/15/00)	Jamal Anderson at Stl.
(10/14/01)	Shawn Jefferson vs. S.F.
(9/18/05)	Alge Crumpler at Sea.
(10/9/05)	Brian Finneran vs. N.E.
(11/13/05)	Brian Finneran vs. G.B.
(1/1/06)	Brian Finneran vs. Car.
(12/7/08)	Michael Jenkins at N.O.

ALL-TIME BLOCKED PUNT FOR TOUCHDOWN

Date	Play
(12/7/69)	Ron Acks rec. in the end zone vs. N.O.
(10/3/71)	Tom Hayes for 20 yards at Det.
(10/10/71)	Tom Hayes for 25 yards vs. Stl.
(9/3/78)	Tom Moriarty rec. in end zone vs. Hou.
(10/21/79)	Rolland Lawrence for 41 yards at S.F.
(10/5/80)	Frank Reed for 16 yards vs. Det.
(10/14/90)	Bobby Butler for 62 yards vs. S.F.
(1/4/03)	Artie Ulmer for 1 yd at G.B. in NFC W.C.

ALL-TIME BLOCKED FIELD GOAL FOR TD.

Date	Play
(10/12/95)	Kevin Ross for 83 yards at Stl.
(10/16/05)	Demorrio Williams for 59 yards at N.O.

ALL-TIME KICKOFF RETURN FOR TOUCHDOWN

Date	Play
(9/17/67)	Ron Smith for 99 yards at Bal.
(11/16/69)	Mal Snider for 48 yards vs. Chi.
(12/17/78)	Dennis Pearson for 100 yards at Stl.
(10/20/85)	Cliff Austin for 94 yards vs. N.O.
(12/20/87)	Sylvester Stamps for 97 yards vs. S.F.
(12/30/90)	Keith Jones for 76 yards vs. Dal.
(10/13/91)	Deion Sanders for 100 yards vs. S.F.
(10/13/92)	Deion Sanders for 99 yards at Was.
(11/21/92)	Deion Sanders for 73 yards at Buf.
(9/27/93)	Tony Smith for 97 yards vs. Pitt.
(11/30/97)	Byron Hanspard for 93 yards at Sea.
(12/7/97)	Byron Hanspard for 99 yards at S.D.
(10/4/98)	Tim Dwight for 93 yards vs. Car.
(9/10/00)	Darrick Vaughn for 100 yards at Den.
(10/15/00)	Darrick Vaughn for 96 yards at Stl.
(12/17/00)	Darrick Vaughn for 88 yards at N.O.
(1/6/02)	Darrick Vaughn for 96 yards at Stl.
(12/15/02)	Allen Rossum for 91 yards vs. Sea.

ALL-TIME PUNT RETURN FOR TOUCHDOWN

Date	Play
(10/25/70)	Tom McCauley for 77 yards vs. N.O.
(12/20/70)	John Mallory for 75 yards vs. Min.
(9/29/74)	Gerald Tinker for 72 yards vs. N.O.
(10/23/83)	Billy Johnson for 71 yards at NYJ
(9/10/89)	Deion Sanders for 68 yds. vs. LA Rams
(10/28/90)	Deion Sanders for 79 yards vs. Cin.
(10/12/95)	Eric Metcalf for 66 yards at Stl.
(12/12/99)	Winslow Oliver for 58 yards at S.F.
(1/3/00)	Tim Dwight for 70 yards vs. S.F.
(10/1/00)	Tim Dwight for 70 yards at Phi.
(11/23/03)	Allen Rossum for 59 yards vs. Tenn.
(10/24/04)	Allen Rossum for 75 yards at K.C.
(11/23/08)	Harry Douglas for 61 yards vs. Car.



RUSHING YARDAGE

220	Michael Turner vs. Det., (22 att) ... (9/7/08)	127	Gerald Riggs vs. Was., (22 att) ... (11/3/85)
208	Michael Turner vs. Stl., (25 att) ... (12/28/08)	127	Gerald Riggs vs. Dal., (24 att) ... (10/27/85)
202	Gerald Riggs vs. N.O., (35 att) ... (9/2/84)	127	Jim Butler vs. S.F., (17 att) ... (10/4/70)
197	Gerald Riggs vs. K.C., (26 att) ... (12/8/85)	126	Warrick Dunn vs. Min., (18 att) ... (10/02/05)
192	Erric Pegram vs. S.F., (27 att) ... (9/19/93)	126	William Andrews vs. S.F., (28 att) ... (9/25/83)
188	Jamal Anderson at Stl., (31 att) ... (11/29/98)	125	William Andrews vs. N.E., (25 att) ... (10/30/83)
180	Erric Pegram at Cin., (37 att) ... (12/26/93)	125	John Settle vs. Den., (25 att) ... (10/16/88)
178	Warrick Dunn at NYG., (25 att) ... (11/9/03)	124	William Andrews vs. N.E., (19 att) ... (9/14/80)
173	Michael Vick at Min., (10 att) ... (12/1/02)	123	Jamal Anderson at S.D., (24 att) ... (9/27/98)
172	Jamal Anderson vs. Stl., (22 att) ... (11/1/98)	123	Erric Pegram at N.O., (34 att) ... (10/24/93)
172	Gerald Riggs vs. Mia., (33 att) ... (11/30/88)	123	Gerald Riggs vs. LA Rams, (41 att) ... (11/17/85)
167	William Andrews vs. N.O., (30 att) ... (9/2/79)	123	Lynn Cain vs. Min., (24 att) ... (9/7/80)
166	Michael Vick vs. N.O., (12 att) ... (11/26/06)	123	Woody Thompson vs. N.O., (24 att) ... (11/20/77)
162	Warrick Dunn at N.O., (23 att) ... (11/16/03)	122	Jamal Anderson vs. Ind., (30 att) ... (12/6/98)
162	Jamal Anderson vs. Stl., (20 att) ... (11/2/97)	121	Michael Turner at G.B., (26 att) ... (10/5/08)
162	Steve Broussard vs. Was., (26 att) ... (12/19/93)	121	William Andrews vs. Phi., (24 att) ... (9/10/79)
161	William Andrews vs. Mia., (21 att) ... (12/10/83)	120	Michael Turner at S.D., (31 att) ... (11/30/08)
161	Dave Hampton vs. L.A., (29 att) ... (10/1/72)	120	Craig Heyward vs. NYJ, (19 att) ... (9/24/95)
158	Gerald Riggs vs. N.O., (39 att) ... (12/22/85)	120	Gerald Riggs vs. Was., (23 att) ... (9/20/87)
158	William Andrews vs. Buf., (28 att) ... (12/17/83)	120	Gerald Riggs vs. Hou., (25 att) ... (9/23/84)
155	Warrick Dunn vs. NYJ, (24 att) ... (10/24/05)	119	Jamal Anderson at Det., (25 att) ... (11/2/00)
155	Mike Rozier vs. Dal., (21 att) ... (12/30/90)	119	William Andrews vs. Rams, (21 att) ... (11/21/82)
152	Michael Turner vs. T.B., (32 att) ... (12/14/08)	119	William Andrews vs. Rams, (21 att) ... (10/11/81)
152	Jamal Anderson at Arz., (23 att) ... (10/21/97)	119	Gerald Riggs vs. Dal., (30 att) ... (12/6/87)
150	William Andrews vs. Phi., (25 att) ... (10/2/83)	117	Michael Turner vs. Car., (24 att) ... (11/23/08)
150	William Andrews vs. Det., (32 att) ... (9/18/83)	117	Warrick Dunn vs. Arz., (20 att) ... (9/26/04)
148	Maurice Smith vs. Dal., (27 att) ... (11/11/01)	117	Jamal Anderson vs. Car., (31 att) ... (10/4/98)
148	Jamal Anderson at N.O., (27 att) ... (12/13/98)	117	Craig Heyward vs. Stl., (20 att) ... (11/19/95)
147	Jamal Anderson at Det., (30 att) ... (12/20/98)	117	Junior Coffey vs. Cle., (17 att) ... (10/30/66)
146	Warrick Dunn vs. NYG, (14 att) ... (10/15/06)	115	Michael Vick at Den., (12 att) ... (10/31/04)
145	Lynn Cain vs. LA Rams (35 att) ... (10/7/84)	115	William Andrews vs. Stl., (20 att) ... (11/9/80)
142	Warrick Dunn at N.O., (23 att) ... (10/27/02)	115	William Andrews vs. Rams, (23 att) ... (12/14/81)
141	Michael Vick vs. Car., (14 att) ... (12/7/03)	115	Gerald Riggs vs. S.F., (19 att) ... (9/18/88)
141	Gerald Riggs vs. LA Rams, (35 att) ... (10/12/86)	115	John Settle vs. Sea., (21 att) ... (10/2/88)
139	Michael Turner at Oak. (30 att) ... (11/2/08)	115	Mike Rozier vs. T.B., (23 att) ... (12/2/90)
139	Gerald Riggs vs. Sea., (31 att) ... (10/13/85)	114	Jim Butler vs. N.O., (20 att) ... (10/24/71)
136	Gerald Riggs vs. S.F., (28 att) ... (9/30/84)	113	Gerald Riggs vs. Hou., (12 att) ... (10/25/87)
136	Gerald Riggs vs. Ind., (30 att) ... (12/7/86)	112	Gerald Riggs vs. Cin., (23 att) ... (11/15/87)
135	Dave Hampton vs. Stl., (23 att) ... (9/21/75)	112	Haskel Stanback vs. T.B., (23 att) ... (9/24/78)
134	Warrick Dunn vs. T.B., (21 att) ... (9/17/06)	111	William Andrews vs. Rams, (20 att) ... (10/26/80)
134	Warrick Dunn vs. Car., (28 att) ... (12/18/04)	111	William Andrews vs. Was., (24 att) ... (11/30/80)
134	Gerald Riggs vs. Was., (27 att) ... (11/5/84)	111	Gerald Riggs vs. Stl., (29 att) ... (9/14/86)
133	Gerald Riggs vs. S.F., (30 att) ... (12/2/84)	110	Jamal Anderson vs. NYG, (29 att) ... (10/11/98)
132	Warrick Dunn at Car., (29 att) ... (9/10/06)	110	Gerald Riggs vs. Chi., (30 att) ... (11/24/85)
132	Warrick Dunn at Sea., (25 att) ... (1/2/04)	109	Michael Vick vs. Stl., (12 att) ... (9/19/04)
132	Warrick Dunn vs. Det., (30 att) ... (12/22/02)	109	Jamal Anderson vs. Car., (22 att) ... (11/3/96)
132	Jamal Anderson vs. N.O., (25 att) ... (10/18/98)	109	Gerald Riggs vs. Dal., (25 att) ... (9/21/86)
131	Gerald Riggs vs. Det., (31 att) ... (9/8/85)	108	Jamal Anderson at Car., (14 att) ... (9/1/96)
131	William Andrews vs. S.D., (21 att) ... (12/2/79)	108	William Andrews vs. S.F., (24 att) ... (11/19/82)
129	Warrick Dunn at Pitt., (20 att) ... (11/10/02)	108	Gerald Riggs vs. Stl., (29 att) ... (9/14/86)
129	Gerald Riggs vs. Phi., (27 att) ... (11/10/85)	107	Jerious Norwood at Was., (9 att) ... (12/3/06)
129	William Andrews vs. G.B., (20 att) ... (11/27/83)	107	Jamal Anderson vs. K.C., (28 att) ... (12/24/00)
129	Haskel Stanback vs. N.O., (22 att) ... (12/18/77)	107	Sonny Collins vs. S.F., (31 att) ... (11/14/76)
129	Gerald Riggs vs. T.B., (27 att) ... (9/28/86)	106	Jerious Norwood vs. Arz., (6 att) ... (10/1/06)
128	Erric Pegram at LA Rams, (27 att) ... (11/14/93)	106	Dave Hampton vs. Den., (26 att) ... (11/23/75)
127	Michael Vick vs. T.B., (14 att) ... (9/17/06)	105	William Andrews vs. S.F., (18 att) ... (12/4/80)
		104	Michael Turner vs. K.C., (23 att) ... (9/21/08)



104	Jamal Anderson at N.E., (32 att) . . (11/8/98)	152	Alfred Jenkins vs. Was., (7 rec) . . . (9/25/77)
104	Michael Vick at NYG, (15 att) . . . (11/21/04)	148	Shawn Jefferson vs. S.F., (7 rec) . . . (9/3/00)
104	Bubba Bean vs. Rams, (17 att) . . . (11/19/79)	148	Wallace Francis vs. S.F., (4 rec) . . (12/14/80)
104	Cliff Austin vs. N.O., (27 att) (9/7/86)	148	Michael Haynes vs. Dal., (5 rec) . . (12/22/91)
104	Steve Broussard vs. S.F., (10 att) . . (10/13/91)	147	Andre Rison vs. T.B., (11 rec) (12/31/93)
104	Dave Hampton vs. N.O., (19 att) . . (9/16/73)	147	Alfred Jenkins vs. S.F., (7 rec) (12/14/75)
103	Warrick Dunn vs. Oak., (25 att) . . (12/12/04)	146	Roddy White at Stl., (10 rec) (12/2/07)
103	Jamal Anderson vs. Mia., (18 att) . . (12/27/98)	146	Floyd Dixon vs. Phi., (8 rec) (10/5/86)
103	Jamal Anderson at Det., (16 att) . . (10/6/96)	144	Alex Hawkins vs. Phi., (9 rec) (9/18/66)
103	Art Malone vs. Rams, (18 att) (10/1/72)	143	Jim Mitchell vs. LA Rams, (4 rec) . (9/26/71)
102	Byron Hanspard vs. Arz., (26 att) . (12/26/99)	141	Roddy White at Arz., (12 rec) . . . (12/23/07)
102	Craig Heyward at N.O., (25 att) . . (9/17/95)	140	Tony Martin vs. Ind., (7 rec) (12/6/98)
102	Lynn Cain vs. Det., (21 att) (10/5/80)	140	Stacey Bailey vs. Phi., (9 rec) (12/16/84)
102	John Settle vs. N.O., (10 att) (9/11/88)	138	Wallace Francis vs. Den., (8 rec) . (9/16/79)
102	Mike Rozier vs. Rams, (21 att) . . (12/23/90)	136	Bert Emanuel vs. Arz., (4 rec) . . (12/24/94)
101	Michael Vick vs. Arz., (11 att) (10/1/06)	136	Billy Johnson vs. Raid., (6 rec) . . . (12/1/85)
101	Warrick Dunn vs. Sea., (20 att) . . (12/15/02)	136	Alfred Jenkins vs. Cle., (6 rec) . . . (9/27/81)
101	William Andrews vs. Phi., (18 att) . (12/7/80)	136	Alfred Jenkins vs. Mia., (4 rec) . . . (9/21/80)
101	William Andrews vs. Hou., (25 att) . (11/19/81)	134	Alfred Jenkins vs. S.F., (7 rec) (11/8/81)
101	Dave Hampton vs. N.O., (25 att) . (10/5/75)	132	Roddy White at G.B., (8 rec) (10/5/08)
101	Steve Broussard vs. S.D., (17 att) . . (9/15/91)	132	William Andrews vs. Stl., (8 rec) . . (10/18/81)
100	Warrick Dunn at N.O., (22 att) . . (10/16/05)	131	Shawn Jefferson at Pitt., (9 rec) . . (11/10/02)
100	T. J. Duckett at Car., (14 att) (9/28/030)	131	Alfred Jenkins vs. N.O., (7 rec) . . . (9/2/79)
100	Jamal Anderson vs. S.F., (31 att) . . (11/15/98)	130	Terance Mathis at S.F., (7 rec) . . . (9/27/98)
100	Sonny Collins vs. Sea., (17 att) (11/7/76)	129	Warrick Dunn vs. Ten., (9 rec) . . . (12/23/03)
100	William Andrews vs. S.F., (21 att) . (9/28/80)	129	Alfred Jenkins vs. Den., (5 rec) . . . (9/16/79)
100	Warrick Dunn vs. S.F., (27 att) (11/4/07)	128	Terance Mathis at S.F., (7 rec) . . . (12/4/94)

RECEIVING YARDAGE

198	Terance Mathis at N.O., (6 rec) . . (12/13/98)	127	Roddy White vs. Car., (7 rec) (9/23/07)
193	Andre Rison at Det., (14 rec) (9/4/94)	126	Shawn Collins vs. G.B., (5 rec) . . . (10/1/89)
193	Alfred Jackson vs. S.F., (11 rec) . . (12/2/84)	125	Terance Mathis at N.O., (10 rec) . . (9/13/94)
190	Michael Haynes vs. Was., (12 rec) . . (12/17/89)	124	Terance Mathis vs. Phi., (10 rec) . . (12/19/94)
190	Ken Burrow vs. Det., (6 rec) (10/3/71)	124	Andre Rison vs. G.B., (8 rec) (12/1/91)
190	Ken Burrow vs. N.O., (8 rec) (12/19/71)	123	Terance Mathis at Car., (4 rec) . . . (9/1/96)
187	Michael Haynes vs. N.O., (6 rec) . . (11/24/91)	123	Terance Mathis vs. K.C., (13 rec) . . (9/18/94)
184	Terance Mathis vs. Rams, (10 rec) . (11/19/95)	123	Andre Rison vs. Rams, (12 rec) . . . (10/22/95)
182	Quentin McCord vs. Det., (7 rec) . (12/22/02)	123	Alfred Jackson vs. Det., (5 rec) . . . (9/18/83)
182	Michael Haynes vs. N.O., (7 rec) . . (9/12/93)	122	Eric Metcalf at Cin., (9 rec) (11/24/96)
179	Alfred Jenkins vs. N.O., (5 rec) . . . (11/1/81)	122	Alfred Jenkins vs. Rams, (7 rec) . . (11/5/72)
177	Andre Rison vs. Chi., (10 rec) (9/27/92)	121	Bert Emanuel at T.B., (9 rec) (10/22/95)
173	Bert Emanuel vs. Rams, (9 rec) . . (12/15/96)	120	Andre Rison vs. Rams, (5 rec) . . . (11/14/93)
172	Andre Rison vs. S.F., (9 rec) (10/14/90)	120	Wes Chesson vs. Rams, (7 rec) . . . (11/5/72)
169	Stacey Bailey vs. Dal., (4 rec) (9/25/88)	120	Paul Flatley vs. Phi., (4 rec) (12/14/69)
168	Peerless Price vs. Min., (12 rec) . . (10/5/03)	119	Roddy White vs. K.C., (5 rec) (9/21/08)
166	Terance Mathis at Pitt., (12 rec) . (10/25/99)	119	Charlie Brown vs. N.O., (7 rec) . . . (9/7/86)
164	Roddy White at N.O., (10 rec) . . . (12/7/08)	118	Alge Crumpler vs. T.B., (4 rec) . . . (11/14/04)
164	Ken Burrow vs. S.F., (5 rec) (10/28/73)	118	Andre Rison at N.O., (8 rec) (11/13/94)
163	Terance Mathis at Den., (8 rec) . . (11/20/94)	117	Alge Crumpler vs. Pitt., (4 rec) . . . (10/22/06)
162	Tim Dwight vs. S.F., (7 rec) (1/3/00)	117	Terance Mathis at N.E., (8 rec) . . . (11/8/98)
161	Andre Rison vs. Rams, (5 rec) (10/21/90)	117	Junior Miller vs. N.E., (8 rec) (9/14/80)
159	Stacey Bailey vs. Was., (9 rec) (12/4/83)	116	Tony Martin vs. N.O., (7 rec) (10/18/98)
158	Stacey Bailey vs. Rams, (7 rec) . . . (10/7/84)	116	Bert Emanuel vs. Min., (9 rec) (9/8/96)
155	Eric Metcalf at N.O., (11 rec) (9/17/95)	116	Billy Johnson vs. Det., (8 rec) (9/9/84)
154	Andre Rison vs. N.O., (10 rec) . . . (10/7/90)	115	Aubrey Matthews vs. Stl., (7 rec) . (11/29/87)
153	Billy Johnson vs. N.O., (11 rec) . . (10/20/85)	114	Brian Finneran at Min., (5 rec) . . . (12/1/02)
153	Wallace Francis vs. NYG, (7 rec) . . (10/1/78)	113	Roddy White at Phi., (8 rec) (10/21/08)



113	Alfred Jackson vs. S.F., (4 rec) ... (11/22/78)
113	Michael Haynes vs. T.B., (5 rec) . (12/13/92)
113	Paul Flatley vs. Rams, (6 rec) (9/28/69)
112	Roddy White at S.D., (6 rec) (11/30/08)
112	Roddy White vs. Chi., (9 rec) (10/12/08)
112	Charlie Brown vs. NYJ, (6 rec) (11/9/86)
112	Michael Haynes vs. Rams, (6 rec) (12/8/91)
111	Jim Mitchell vs. N.O., (7 rec) (9/16/73)
110	Roddy White at N.O., (8 rec) (10/21/07)
110	Billy Johnson vs. Den., (7 rec) (9/22/85)
110	Paul Gibson vs. Rams, (5 rec) ... (11/22/70)
110	Lynn Cain vs. Oak., (6 rec) (10/24/79)
110	Charlie Brown vs. T.B., (7 rec) (9/28/86)
110	Michael Haynes vs. Rams, (4 rec) (10/27/91)
109	Shawn Jefferson at Oak., (7 rec) (11/26/00)
109	Tony Martin at N.O., (8 rec) (12/13/98)
109	Bert Emanuel at Rams, (4 rec) (11/10/96)
109	Stacey Bailey vs. N.O., (7 rec) (10/9/83)
109	Milton Barney vs. Rams, (6 rec) . (10/18/87)
109	Alfred Jackson vs. Pitt., (5 rec) ... (11/15/81)
109	Jim Mitchell vs. Rams, (7 rec) (12/1/74)
108	Roddy White vs. T.B., (4 rec) (11/20/05)
108	Maurice Smith at Arz., (2 rec) (9/30/01)
108	Bert Emanuel vs. Stl., (6 rec) (11/2/97)
108	Wallace Francis vs. Rams, (10 rec) (12/9/79)
108	Arthur Cox vs. NYJ, (4 rec) (11/9/86)
107	Terance Mathis at Car., (8 rec) .. (10/26/97)
107	Andre Rison vs. S.F., (6 rec) (12/11/93)
107	Drew Hill vs. Rams, (8 rec) (12/27/92)
107	Billy Ryckman vs. Chi., (8 rec) (11/19/78)
106	Andre Rison vs. Det., (6 rec) (9/5/93)
106	Stacey Bailey vs. Phi., (7 rec) (10/2/83)
106	Stacey Bailey vs. Rams, (6 rec) (10/16/83)
106	William Andrews vs. Den., (3 rec) (12/5/82)
106	Alfred Jenkins vs. Oak., (4 rec) .. (11/30/75)
106	Alfred Jenkins vs. Den., (6 rec) .. (11/23/75)
106	John Settle vs. S.D., (10 rec) (11/13/88)
106	Eric Metcalf at T.B., (4 rec) (10/22/95)
105	Tony Martin vs. Mia., (3 rec) (12/27/98)
105	Floyd Dixon vs. Was., (5 rec) (9/20/87)
105	Alfred Jenkins vs. NYG, (6 rec) (11/11/79)
105	Harmon Wages vs. N.O., (3 rec) .. (12/7/69)
105	Michael Haynes vs. Was., (2 rec) (11/10/91)
105	Mike Pritchard vs. Dal., (9 rec) .. (12/21/92)
104	Roddy White vs. Ind., (6 rec) (12/22/07)
104	Roddy White vs. Dal., (3 rec) (12/16/06)
104	Alge Crumpler vs. Det., (4 rec) .. (11/24/05)
104	Brian Finneran at Car., (5 rec) ... (11/24/02)
104	Bert Emanuel at N.O., (6 rec) (9/17/95)
104	Bert Emanuel vs. Det., (7 rec) (11/5/95)
104	Billy Johnson vs. S.F., (6 rec) (11/20/83)
103	Brian Finneran vs. N.E., (5 rec) (10/9/05)
103	Alge Crumpler vs. N.O., (4 rec) .. (11/28/04)
102	Roddy White vs. Den., (5 rec) ... (11/16/08)
102	Tim Dwight at Car., (5 rec) (11/28/99)
102	Terance Mathis at Car., (8 rec) .. (12/17/95)
102	Stacey Bailey vs. Min., (4 rec) (9/16/84)

102	Alfred Jenkins vs. N.O., (4 rec) (11/2/75)
102	Alfred Jenkins vs. Hou., (5 rec) .. (11/28/76)
102	Alfred Jenkins vs. Stl., (5 rec) (12/17/78)
101	Terance Mathis at Dal., (5 rec) . (10/20/96)
101	Paul Flatley vs. Bal., (3 rec) (10/5/69)
101	Alfred Jenkins vs. G.B., (6 rec) ... (12/12/76)
101	Alfred Jenkins vs. Stl., (4 rec) (10/18/81)
101	Michael Haynes vs. Dal., (5 rec) . (12/21/92)
100	Trevor Gaylor vs. N.O., (3 rec) (11/17/02)
100	Tony Martin vs. Chi., (6 rec) (11/22/98)
100	Bert Emanuel at Buf., (6 rec) (11/12/95)
100	Andre Rison vs. Cle., (6 rec) (12/16/90)
100	Andre Rison vs. Mia., (7 rec) (10/11/92)

PASSING YARDAGE

431	Chris Chandler vs. Buf., (28-of-40) (12/23/01)
416	Steve Bartkowski vs. Pitt., (33-of-50) (11/15/81)
386	Jeff George at N.O., (27-of-39) .. (9/17/95)
378	Steve Bartkowski vs. Stl., (31-of-47) . (11/9/80)
375	Steve Bartkowski vs. Raid., (36-of-54) . (9/19/82)
374	Wade Wilson vs. Rams, (31-of-47) . (12/27/92)
371	Steve Bartkowski vs. Hou., (18-of-25) ... (11/29/81)
366	Steve Bartkowski vs. Det., (24-of-34) (9/18/83)
366	Chris Miller vs. N.O., (23-of-44) .. (10/7/90)
364	Jeff George vs. P.B., (26-of-46) . (11/27/94)
363	Bobby Hebert vs. Rams, (28-of-49) (12/15/96)
362	Jeff George vs. Det., (31-of-40) .. (11/5/95)
361	J. Harrington vs. Car., (31-of-44) . (9/23/07)
352	Doug Johnson vs. Min., (28-of-40) . (10/5/03)
352	Chris Chandler at G.B., (29-of-50) (11/18/01)
352	Jeff George vs. Rams, (20-of-34) (11/19/95)
351	Chris Miller vs. Chi., (30-of-48) .. (9/27/92)
350	Dave Archer vs. NYJ, (21-of-36) . (11/9/86)
345	Chris Chandler at N.O., (19-of-28) . (12/13/98)
340	Wade Wilson vs. Dal., (30-of-41) (12/21/92)
340	Chris Miller vs. Rams, (28-of-39) (10/8/89)
337	Michael Vick vs. Det., (20-of-32) (12/22/02)
337	Chris Miller vs. S.F., (25-of-41) .. (9/23/90)
335	Erik Kramer vs. Rams, (27-of-46) (10/18/87)
334	Chris Miller vs. Det., (37-of-66) (12/24/89)
332	Steve Bartkowski vs. Mia., (18-of-36) . (9/21/80)
328	Jeff George at N.O., (29-of-49) . (11/13/94)
326	Steve Bartkowski vs. Den., (20-of-29) . (9/16/79)
325	Chris Miller vs. Dal., (19-of-39) . (12/22/91)
324	Wade Wilson vs. T.B., (19-of-26) (12/13/92)
317	Bobby Hebert vs. Hou., (30-of-52) .. (12/5/93)
315	Matt Ryan at N.O., (24-of-33) (12/7/08)
315	Chris Chandler at Car., (24-of-42) (11/28/99)
315	Chris Redman at Arz., (28-of-42) (12/23/07)
315	Bobby Hebert vs. Dal., (24-of-32) (11/21/93)
313	Steve Bartkowski vs. NYJ, (25-of-36) . (10/23/83)
312	Steve Bartkowski vs. N.O., (22-of-38) (9/2/79)
311	Steve Bartkowski vs. NYG, (24-of-28) (10/25/81)
310	Jeff George at Car., (29-of-53) .. (12/17/95)
310	Chris Miller vs. Was., (17-of-35) (12/17/89)
309	Bob Berry vs. Det., (13-of-23) (10/3/71)
306	Michael Vick vs. T.B., (21-of-38) (11/20/05)



306	Chris Chandler vs. S.F., (19-of-37) . (1/3/00)
305	Steve Bartkowski vs. S.F., (19-of-37) (12/14/75)
304	Bobby Hebert at Cin., (23-of-40) (11/24/96)
303	Mike Moroski vs. G.B., (22-of-35) (11/27/83)
302	Bob Berry vs. G.B., (28-of-44) . . . (9/27/70)
301	Matt Ryan vs. Chi., (22-of-30) . . . (10/12/08)
301	Bob Berry vs. Rams, (15-of-22) . . . (9/26/71)
301	Steve Bartkowski vs. S.F., (28-of-39) . . . (11/20/83)
300	Chris Miller vs. Min., (27-of-41) . . . (9/8/91)

LONGEST PUNTS (65+ YARDS)

75	Harold Alexander vs. Chi. (10/3/93)
75	John James vs. Oak. (11/30/75)
72	John James vs. N.O. (9/16/73)
71	Rick Donnelly vs. NYJ (11/9/86)
70	Billy Lothridge vs. Cle. (10/27/68)
68	Rick Donnelly vs. Was. (11/3/85)
68	Rick Donnelly vs. Phi. (10/5/86)
67	Michael Koenen at Sea. (9/18/05)
67	John James vs. N.O. (10/31/76)
65	Michael Koenen at Cin. (10/29/06)
65	Rick Donnelly vs. Chi. (11/16/86)
65	Scott Fulhage vs. N.E. (10/15/89)

LONGEST RUNS FROM SCRIMMAGE (50+ YARDS)

90t	Warrick Dunn vs. NYG (10/15/06)
78t	Jerious Norwood vs. Arz. (10/1/06)
77	Byron Hanspard vs. Oak. (9/14/97)
70	Michael Turner vs. Stl. (12/28/08)
69t	Jerious Norwood at Was. (12/3/06)
69t	Warrick Dunn vs. N.O. (10/19/03)
67t	Jerious Norwood vs. NYG (10/15/07)
67	Mike Rozier vs. Dal. (12/30/90)
66t	Michael Turner at Det. (9/7/08)
66t	Harmon Wages vs. N.O. (12/7/69)
65	Warrick Dunn vs. NYJ (10/24/05)
65	Ernie Wheelwright vs. Rams (9/1/66)
62	John Settle vs. N.O. (9/11/88)
60t	Jim Butler vs. Det. (12/8/68)
60t	Bubba Bean vs. T.B. (11/4/79)
60	Warrick Dunn vs. Arz. (9/26/04)
59	Warrick Dunn at Buf. (9/25/05)
59t	Warrick Dunn at Pitt. (11/10/02)
58	Michael Vick vs. Arz. (9/26/04)
58	Maurice Smith vs. N.E. (11/4/01)
57	Byron Hanspard vs. Den. (9/28/97)
57	Gerald Riggs vs. N.O. (9/2/84)
56	Warrick Dunn at N.O. (10/27/02)
56	Dave Hampton vs. Rams (10/1/72)
55	T.J. Duckett vs. Min. (10/5/03)
55t	Haskel Stanback vs. Det. (9/23/79)
54	Warrick Dunn at N.O. (11/16/03)
53	Bob Christian at Car. (11/25/01)
53	Byron Hanspard vs. Phi. (12/14/97)
51	Michael Vick vs. N.O. (11/26/06)
50	Gerald Riggs vs. K.C. (12/8/85)
50t	Steve Broussard vs. Cin. (10/28/90)

LONGEST PASS COMPLETIONS (75+ YARDS)

98t	Bobby Hebert to Michael Haynes vs. N.O. (10/12/93)
94t	Chris Chandler to Jamal Anderson vs. Car. (9/23/01)
89t	Chris Miller to Michael Haynes vs. Was. (9/13/92)
88t	Bob Berry to Harmon Wages vs. N.O. (12/7/69)
86t	Doug Johnson to Warrick Dunn vs. Ten. (11/23/03)
86t	Steve Bartkowski to William Andrews vs. Den. (12/5/82)
85t	Jeff George to Bert Emanuel vs. Arz. (12/24/94)
84	Bob Berry to Ken Burrow vs. N.O. (12/19/71)
82t	Randy Johnson to Ray Ogden vs. S.F. (12/10/67)
81	Jeff George to Terance Mathis at S.F. (12/4/94)
81t	Steve Bartkowski to Wallace Francis vs. S.F. (12/14/80)
80t	Chris Miller to Michael Haynes vs. N.O. (11/24/91)
79t	Chris Chandler to Maurice Smith at Arz. (9/30/01)
78t	Chris Chandler to Terance Mathis vs. S.F. (11/15/98)
76t	Steve Bartkowski to Floyd Hodge vs. S.F. (9/25/83)
75t	Tom Moore to Tommy McDonald vs. Bal. (11/12/67)
75t	Chris Miller to Andre Rison vs. S.F. (10/14/90)
75t	Billy Joe Tolliver to Michael Haynes vs. Was. (11/10/91)

LONGEST FIELD GOALS (50+ YARDS)

59	Morten Andersen vs. S.F. (12/24/95)
58	Michael Koenen vs. N.E. (10/9/05)
55	Jay Feely, at Arz. (9/30/01)
55	Morten Andersen at N.O. (10/12/97)
55	Morten Andersen vs. N.O. (12/10/95)
54	Morten Andersen at Dal. (10/20/96)
54	Morten Andersen vs. N.E. (10/1/95)
54	Norm Johnson vs. Det. (9/5/93)
54	Norm Johnson vs. NYJ (9/6/92)
54	Norm Johnson vs. N.E. (11/29/92)
54	Paul McFadden vs. Buf. (11/5/89)
53	Morten Andersen at NYJ. (10/25/98)
53	Greg Davis vs. Phi. (11/18/90)
52	Jay Feely, at G.B. (9/8/02)
52	Jay Feely, vs. Buf. (12/23/01)
52	Morten Andersen vs. S.F. (12/24/95)
52	Norm Johnson vs. Mia. (10/11/92)
52	Greg Davis vs. G.B. (11/6/88)



52	Mick Luckhurst vs. Sea.	(10/13/85)
52	Mick Luckhurst vs. Rams.	(10/7/84)
52	Nick Mike-Mayer vs. S.F.	(10/28/73)
51	Michael Koenen vs. Arz.	(10/1/06)
51	Morten Andersen at S.F.	(11/19/00)
51	Morten Andersen vs. Oak.	(9/14/97)
51	Morten Andersen vs. N.O.	(12/10/95)
51	Morten Andersen vs. Car.	(9/3/95)
51	Norm Johnson vs. Cle.	(11/28/93)
51	Norm Johnson vs. S.F.	(10/18/92)
51	Mick Luckhurst vs. Det.	(9/9/84)
51	Mick Luckhurst vs. Den.	(12/5/82)
51	Mick Luckhurst vs. Den.	(12/5/82)
50	Morten Andersen vs. N.O.	(10/22/00)
50	Morten Andersen vs. Chi.	(11/22/98)
50	Morten Andersen at Buf.	(11/12/95)
50	Norm Johnson vs. Phi.	(11/27/94)
50	Paul McFadden vs. Buf.	(11/5/89)
50	Mick Luckhurst vs. T.B.	(9/13/87)
50	Mick Luckhurst vs. Det.	(12/27/87)
50	Mick Luckhurst vs. Rams.	(10/7/84)
50	Tim Mazzetti vs. Buf.	(11/2/80)
50	Norm Johnson vs. N.O.	(11/24/91)

LONGEST INTERCEPTION RETURNS (60+ YARDS)

101t	Tom Pridemore vs. S.F.	(9/20/81)
95t	Chevis Jackson vs. N.O.	(11/9/08)
90t	Ken Reaves vs. LA Rams	(10/20/68)
87t	Rolland Lawrence vs. Oak.	(11/30/75)
85	Aaron Beasley at S.F.	(9/12/04)
82t	Deion Sanders vs. Hou.	(9/9/90)
81t	Rolland Lawrence vs. S.D.	(10/21/73)
77t	Lee Calland vs. Bal.	(9/17/67)
74	Vinnie Clark vs. T.B.	(10/9/94)
73t	Jimmy Burson vs. S.F.	(12/15/68)
72t	Rick Byas vs. N.O.	(11/20/77)
71t	Alton Montgomery vs. Car.	(9/3/95)
66t	Kevin Mathis at Den.	(10/31/04)
65	DeAngelo Hall at T.B.	(12/24/05)
65t	Tom Hayes vs. N.O.	(9/16/73)
62t	Bob Riddle vs. Min.	(12/4/66)
61t	Deion Sanders vs. Dal.	(12/30/90)
60	Ray Buchanan vs. T.B.	(11/5/00)

LONGEST PUNT RETURNS (50+ YARDS)

79t	Deion Sanders vs. Cin.	(10/28/90)
77t	Tom McCauley vs. N.O.	(10/25/70)
75t	Allen Rossum at K.C.	(10/24/04)
75t	John Mallory vs. Min.	(12/20/70)
74	Darrien Gordon vs. Dal.	(11/11/01)
72	Allen Rossum vs. Phi.	(11/2/03)
72t	Gerald Tinker vs. N.O.	(9/29/74)
71t	Billy Johnson vs. NYJ.	(10/23/83)
71	Billy Johnson vs. LA Rams	(11/21/82)
70t	Tim Dwight at Phi.	(10/1/00)
70t	Tim Dwight vs. S.F.	(1/3/00)
68t	Deion Sanders vs. LA Rams	(9/10/89)
67	Darrien Gordon at Ind.	(12/16/01)

66t	Eric Metcalf at Stl.	(10/12/95)
61t	Harry Douglas vs. Car.	(11/23/08)
60	Dennis Pearson vs. Det.	(9/23/79)
68	Lew Barnes vs. Phi.	(10/30/88)
59t	Allen Rossum vs. Ten.	(11/23/03)
58t	Winslow Oliver vs. S.F.	(12/12/99)
57	Ray Brown vs. Phi.	(11/11/73)
57	Al Dodd vs. Chi.	(10/13/74)
56	Kenny Johnson vs. Chi.	(9/23/80)
51	Tony Smith vs. T.B.	(10/31/93)

LONGEST FUMBLE RETURNS (50+ YARDS)

91t	Bob Glazebrook vs. NYG	(9/12/82)
75t	Oliver Barnett vs. T.B.	(11/17/91)
74t	Jim Weatherford vs. S.F.	(10/19/69)
71t	Chuck Smith at N.E.	(11/8/98)
69t	Jessie Tuggle vs. N.O.	(12/3/92)
66t	DeAngelo Hall at N.O.	(10/16/05)
65t	James Britt vs. LA Rams	(10/26/86)
65t	Jessie Tuggle vs. Hou.	(9/9/90)
64t	Blane Gaison vs. S.F.	(11/20/83)
60t	Tom Hayes vs. Oak.	(12/5/71)
57t	Joel Williams vs. G.B.	(9/13/81)
56t	DeAngelo Hall at Ten.	(10/7/07)
*55t	Jim Mitchell at Min.	(11/28/71)
54t	John Mallory vs. LA Rams	(10/17/71)
50t	Jim Mitchell vs. N.O.	(10/5/75)

*Ball was fumbled by teammate and run in for a TD.

LONGEST KICKOFF RETURNS (60+ YARDS)

100t	Darrick Vaughn at Den.	(9/10/00)
100t	Deion Sanders vs. S.F.	(10/13/91)
100t	Dennis Pearson vs. Stl.	(12/17/78)
99t	Byron Hanspard at S.D.	(12/7/97)
99t	Deion Sanders vs. Was.	(9/13/92)
99t	Ron Smith vs. Bal.	(9/17/67)
97t	Tony Smith vs. Pitt.	(9/27/93)
97t	Sylvester Stamps vs. S.F.	(12/20/87)
96t	Darrick Vaughn at Stl.	(1/6/02)
96t	Darrick Vaughn at Stl.	(10/15/00)
94t	Cliff Austin vs. N.O.	(10/20/85)
93t	Tim Dwight vs. Car.	(10/4/98)
93t	Byron Hanspard at Sea.	(11/30/97)
92	Jerious Norwood vs. Stl.	(12/28/08)
91t	Allen Rossum vs. Sea.	(12/15/02)
88t	Darrick Vaughn at N.O.	(12/17/00)
85	Jerious Norwood vs. Chi.	(10/12/08)
82	Jim Butler vs. G.B.	(11/22/71)
80	Ron Smith vs. Chi.	(11/27/66)
76t	Keith Jones vs. Dal.	(12/30/90)
76	Jerious Norwood at Ten.	(10/7/07)
74	Sylvester Stamps vs. Hou.	(10/25/87)
73t	Deion Sanders vs. Buf.	(11/22/92)
72	Deion Sanders vs. N.O.	(10/29/89)
61	Adam Jennings vs. Sea.	(12/30/07)



TOP TEN RUSHERS

(BASED ON RUSHING YARDAGE)

	PLAYER	YEARS	ATT.	YDS	AVG.	LG	TD
1.	Gerald Riggs	1982-88	1,587	6,631	4.2	57	48
2.	William Andrews	1979-86	1,315	5,986	4.6	33	30
3.	Warrick Dunn	2002-07	1,413	5,981	4.2	90t	30
4.	Jamal Anderson	1994-2001	1,329	5,336	4.0	48	34
5.	Michael Vick	2001-06	529	3,859	7.3	58	21
6.	Dave Hampton	1972-76	882	3,482	3.9	56t	17
7.	Haskel Stanback	1974-79	728	2,662	3.7	55t	25
8.	Lynn Cain	1979-84	604	2,263	3.7	37	19
9.	Jim Butler	1968-71	609	2,250	3.7	60t	7
10.	Craig Heyward	1994-95	491	2,183	4.4	31	13

TOP TEN PASSERS

(BASED ON PASSING YARDAGE)

	PLAYER	YEARS	ATT.	COMP.	YDS	PCT.	TD	INT
1.	Steve Bartkowski	1975-85	3,330	1,871	23,470	56.2	154	141
2.	Chris Miller	1987-93	2,089	1,129	14,066	54.0	87	72
3.	Chris Chandler	1997-2001	1,672	981	13,268	58.7	87	56
4.	Michael Vick	2001-06	1,730	930	11,505	53.4	71	52
5.	Jeff George	1994-96	1,180	714	8,575	60.5	50	32
6.	Bob Berry	1968-72	1,049	598	8,489	57.0	57	56
7.	Bobby Hebert	1993-96	1,066	637	7,053	59.8	50	49
8.	Randy Johnson	1966-70	904	435	5,538	48.1	34	65
9.	Dave Archer	1984-87	647	331	4,275	51.2	18	29
10.	Matt Ryan	2008	434	265	3,440	61.1	16	11

TOP TEN RECEIVERS

(BASED ON RECEIVING YARDAGE)

	PLAYER	YEARS	REC	YDS	AVG.	LG	TD
1.	Terance Mathis	1994-2001	573	7,349	12.8	81t	57
2.	Alfred Jenkins	1975-83	360	6,267	17.4	73t	40
3.	Andre Rison	1990-94	423	5,633	13.3	75t	56
4.	Jim Mitchell	1969-79	305	4,358	14.3	52	28
5.	Michael Haynes	1988-93, 97	266	4,220	15.7	98t	34
6.	Alge Crumpler	2001-07	316	4,212	13.3	63	35
7.	Wallace Francis	1975-81	244	3,695	15.1	81t	27
8.	Bert Emanuel	1994-97	260	3,600	13.8	85t	24
9.	Roddy White	2005-08	230	3,536	15.4	70t	16
10.	Stacey Bailey	1982-90	206	3,422	16.6	68t	18



TOP TEN INTERCEPTORS

(BASED ON NUMBER OF INTERCEPTIONS)

	PLAYER	YEARS	NO.	RET. YDS	AVG.	TD
1.	Rolland Lawrence	1973-81	39	658	16.9	1
2.	Ray Brown	1971-77	31	574	18.5	2
3.	Ray Buchanan	1997-2003	30	442	14.7	1
4.	Scott Case	1984-94	30	264	8.8	1
5.	Ken Reaves	1966-74	29	439	15.1	1
6.	Bobby Butler	1981-92	27	227	8.4	1
7.	Deion Sanders	1989-93	24	520	21.7	3
8.	Tom Pridemore	1978-85	21	372	17.7	1
9.	DeAngelo Hall	2004-07	17	438	25.8	2
10.	Tom Hayes	1971-75	17	197	11.6	2

TOP TEN PUNT RETURNERS

(BASED ON RETURN YARDAGE)

	PLAYER	YEARS	NO.	YDS	AVG.	LG	TD
1.	Allen Rossum	2002-06	154	1,723	11.2	75t	2
2.	Billy Johnson	1982-87	124	1,251	10.1	71t	1
3.	Tim Dwight	1998-2000	84	792	9.4	70t	2
4.	Deion Sanders	1989-93	93	789	8.5	79t	2
5.	Rolland Lawrence	1973-80	109	734	6.7	37	0
6.	Eric Metcalf	1995-96	66	679	10.3	66t	1
7.	Ray Brown	1971-77	60	539	9.0	57	0
8.	Tony Smith	1992-94	56	485	8.7	51	0
9.	Todd Kinchen	1997	58	484	8.3	38	0
10.	Darrien Gordon	2001	31	437	14.1	74	0

TOP TEN KICKOFF RETURNERS

(BASED ON RETURN YARDAGE)

	PLAYER	YEARS	NO.	YDS	AVG.	LG	TD
1.	Allen Rossum	2002-06	250	5,489	22.0	91t	1
2.	Deion Sanders	1989-93	147	3,388	23.0	100t	3
3.	Jerious Norwood	2006-08	116	2,948	25.4	92	0
4.	Tim Dwight	1998-2000	112	2,597	23.2	93t	1
5.	Darrick Vaughn	2000-01	100	2,573	25.7	100t	4
6.	Ron Smith	1966-67	82	1,989	24.3	99t	1
7.	Sylvester Stamps	1984-88	83	1,934	23.3	97t	1
8.	Cannonball Butler	1968-71	77	1,860	24.2	82	0
9.	Reggie Smith	1980-81	72	1,655	23.0	52	0
10.	Tony Smith	1992-94	61	1,453	23.8	97t	1



TOP TEN SCORERS

(BASED ON TOTAL POINTS)

	PLAYER	YEARS	TD	RUSH TD	REC TD	RET TD	FG	PAT	PTS
1.	Morten Andersen	1995–2000, 06–07	0	0	0	0	184	254	806
2.	Mick Luckhurst	1981–87	0	0	0	0	115	213	558
3.	Jay Feely	2001–04	0	0	0	0	98	142	436
4.	Norm Johnson	1991–94	0	0	0	0	84	147	395
5.	Terance Mathis	1994–2001	59	0	59	0	0	0	354*
6.	Andre Rison	1990–94	56	0	56	0	0	0	338*
7.	Gerald Riggs	1982–88	48	0	0	0	0	0	288
8.	Nick Mike-Mayer	1973–77	0	0	0	0	56	103	271
9.	Jamal Anderson	1994–2001	41	34	7	0	0	0	250*
10.	William Andrews	1979–86	41	30	11	0	0	0	246

*Includes two-point conversions

TOP TEN SACK LEADERS

(BASED ON TOTAL SACKS)

	PLAYER	YEARS	SACKS
1.	Claude Humphrey	1968–78	94.5
2.	Chuck Smith	1992–98	58.5
3.	Patrick Kerney	1999–2006	58.0
4.	John Zook	1969–75	47.0
5.	Travis Hall	1995–2004	41.5
6.	Don Smith	1979–84	38.5
7.	Jeff Mellow	1975–83	36.0
8.	Brady Smith	2000–05	32.0
9.	Lester Archambeau	1993–99	31.0
10.	John Abraham	2006–08	30.5



CAREER 100-YARD RUSHING GAMES

PLAYER	NO
Gerald Riggs	25
William Andrews	22
Jamal Anderson	19
Warrick Dunn	19
Michael Turner	8
Michael Vick	8
Dave Hampton	7
Erric Pegram	4
Steve Broussard	3
Lynn Cain	3
Craig Heyward	3
Mike Rozier	3
John Settle	3
Jerious Norwood	2
Jim Butler	2
Sonny Collins	2
Haskel Stanback	2
Cliff Austin	1
Bubba Bean	1
Junior Coffey	1
T.J. Duckett	1
Byron Hanspard	1
Art Malone	1
Maurice Smith	1
Woody Thompson	1

CAREER 300-YARD PASSING GAMES

PLAYER	NO
Steve Bartkowski	12
Chris Miller	8
Jeff George	6
Chris Chandler	4
Bobby Hebert	4
Bob Berry	3
Wade Wilson	3
Matt Ryan	2
Michael Vick	2
Dave Archer	1
Joey Harrington	1
Doug Johnson	1
Erik Kramer	1
Mike Moroski	1
Chris Redman	1

CAREER 100-YARD RECEIVING GAMES

PLAYER	NO
Alfred Jenkins	16
Andre Rison	15
Roddy White	14
Terance Mathis	14
Bert Emanuel	9
Michael Haynes	9
Stacey Bailey	8
Tony Martin	5
Billy Johnson	5
Wallace Francis	4
Alge Crumpler	4
Charlie Brown	3
Paul Flatley	3
Shawn Jefferson	3
Eric Metcalf	3
Ken Burrow	3
Brian Finneran	3
Jim Mitchell	3
William Andrews	3
Floyd Dixon	2
Tim Dwight	2
Milton Barney	1
Lynn Cain	1
Wes Chesson	1
Shawn Collins	1
Arthur Cox	1
Warrick Dunn	1
Paul Gipson	1
Alex Hawkins	1
Drew Hill	1
Aubrey Matthews	1
Quentin McCord	1
Junior Miller	1
Peerless Price	1
Mike Pritchard	1
Laurent Robinson	1
Billy Ryckman	1
John Settle	1
Maurice Smith	1
George Thomas	1
Harmon Wages	1



SCORING							
YEAR	PLAYER	TD	XP	XPA	XFG	FGA	TP
1966	Lou Kirouac	0	19	24	9	18	46
1967	Wade Traynham	0	22	22	7	18	43
1968	Bob Etter	0	17	19	11	21	50
1969	Bob Etter	0	33	33	15	30	78
1970	Kenny Vinyard	0	23	26	9	25	50
1971	Bill Bell	0	29	33	13	21	68
1972	Bill Bell	0	31	31	16	30	79
1973	Nick Mike-Mayer	0	34	34	26	38	112
1974	Nick Mike-Mayer	0	12	12	9	16	39
1975	Nick Mike-Mayer	0	30	33	4	10	42
1976	Nick Mike-Mayer	0	20	20	10	21	50
1977	Haskel Stanback	6	0	0	0	0	36
1978	Tim Mazzetti	0	18	18	13	16	57
1979	Tim Mazzetti	0	31	37	13	25	70
1980	Tim Mazzetti	0	46	49	19	27	103
1981	Mick Luckhurst	0	51	51	21	33	114
1982	Mick Luckhurst	0	21	22	10	14	51
1983	Mick Luckhurst	0	43	45	17	22	94
1984	Mick Luckhurst	0	31	31	20	27	91
1985	Mick Luckhurst	0	29	29	24	31	101
1986	Mick Luckhurst	0	21	21	14	24	63
1987	Mick Luckhurst	0	17	17	9	13	44
1988	Greg Davis	0	25	27	19	30	82
1989	Paul McFadden	0	18	18	15	20	63
1990	Greg Davis	0	40	40	22	33	106
1991	Norm Johnson	0	38	39	19	23	95
1992	Norm Johnson	0	39	39	18	22	93
1993	Norm Johnson	0	34	34	26	27	112
1994	Norm Johnson	0	32	32	21	25	95
1995	Morten Andersen	0	29	30	31	37	122
1996	Morten Andersen	0	31	31	22	29	97
1997	Morten Andersen	0	35	35	23	27	104
1998	Morten Andersen	0	51	52	23	28	120
1999	Morten Andersen	0	34	34	15	21	79
2000	Morten Andersen	0	23	23	25	31	98
2001	Jay Feely	0	28	28	29	37	115
2002	Jay Feely	0	42	43	32	40	138
2003	Jay Feely	0	32	33	19	27	89
2004	Jay Feely	0	40	40	18	23	94
2005	Todd Peterson	0	35	35	23	25	104
2006	Morten Andersen	0	27	27	20	23	87
2007	Morten Anderson	0	24	24	25	28	99
2008	Jason Elam	0	42	42	29	31	129



PASSING

(MINIMUM 100 ATTEMPTS)

YEAR	PLAYER	ATT	COMP	PCT	YDS	TD	INT
1966	Randy Johnson	295	129	43.7	1,795	12	21
1967	Randy Johnson	288	142	49.3	1,620	10	21
1968	Bob Berry	153	81	52.9	1,433	7	13
1969	Bob Berry	169	71	57.3	1,087	10	2
1970	Bob Berry	269	156	58.0	1,806	16	13
1971	Bob Berry	226	136	60.2	2,005	11	16
1972	Bob Berry	277	154	55.6	2,158	13	12
1973	Bob Lee	230	120	52.2	1,786	10	8
1974	Bob Lee	172	78	45.3	852	3	14
1975	Steve Bartkowski	255	115	45.1	1,662	13	15
1976	Steve Bartkowski	120	57	47.5	677	2	9
1977	Scott Hunter	151	70	46.4	898	2	3
1978	Steve Bartkowski	369	187	50.7	2,489	10	18
1979	Steve Bartkowski	379	203	53.6	2,502	17	20
1980	Steve Bartkowski	463	257	55.5	3,544	31	16
1981	Steve Bartkowski	533	297	55.7	3,830	30	23
1982	Steve Bartkowski	262	166	63.4	1,905	8	11
1983	Steve Bartkowski	432	274	63.4	3,167	22	5
1984	Steve Bartkowski	269	181	67.3	2,158	11	10
1985	Dave Archer	312	161	51.6	1,992	7	17
1986	Dave Archer	294	150	51.0	2,007	10	9
1987	Scott Campbell	260	136	52.3	1,728	11	14
1988	Chris Miller	351	184	52.4	2,133	11	12
1989	Chris Miller	526	280	53.2	3,459	16	10
1990	Chris Miller	388	222	57.2	2,735	17	14
1991	Chris Miller	413	220	53.3	3,103	26	18
1992	Chris Miller	253	152	60.1	1,739	15	6
1993	Bobby Hebert	430	263	61.2	2,978	24	17
1994	Jeff George	524	322	61.5	3,734	23	18
1995	Jeff George	557	336	60.3	4,143	24	11
1996	Bobby Hebert	488	294	60.2	3,152	22	25
1997	Chris Chandler	342	202	59.1	2,692	20	7
1998	Chris Chandler	327	190	58.1	3,154	25	12
1999	Chris Chandler	307	174	56.7	2,339	16	11
2000	Chris Chandler	331	192	58.0	2,236	10	12
2001	Chris Chandler	365	223	61.1	2,847	16	14
2002	Michael Vick	421	231	54.9	2,936	16	8
2003	Doug Johnson	243	136	56.0	1,655	8	12
2004	Michael Vick	321	181	56.4	2,313	14	12
2005	Michael Vick	387	214	55.3	2,412	15	13
2006	Michael Vick	388	204	52.6	2,474	20	13
2007	Joey Harrington	348	215	61.8	2,215	7	8
2008	Matt Ryan	434	265	61.1	3,440	16	11



RUSHING						
YEAR	PLAYER	NO	YDS	AVG	LG	TD
1966	Junior Coffey	199	722	3.6	37	4
1967	Junior Coffey	180	722	4.0	20t	4
1968	Jim Butler	94	365	3.9	60t	2
1969	Jim Butler	163	655	4.0	39	3
1970	Jim Butler	166	636	3.8	33	0
1971	Jim Butler	186	594	3.2	19	2
1972	Dave Hampton	230	995	4.3	56t	6
1973	Dave Hampton	263	997	3.8	25	3
1974	Dave Hampton	127	464	3.7	34	2
1975	Dave Hampton	250	1,002	4.0	22	5
1976	Bubba Bean	124	428	3.5	30	2
1977	Haskel Stanback	247	873	3.4	35	6
1978	Bubba Bean	193	707	3.7	25	3
1979	William Andrews	239	1,023	4.3	23	2
1980	William Andrews	265	1,308	4.9	33	4
1981	William Andrews	289	1,301	4.5	29	10
1982	William Andrews	139	573	4.1	19t	5
1983	William Andrews	331	1,567	4.7	27	7
1984	Gerald Riggs	353	1,486	4.2	57	13
1985	Gerald Riggs	297	1,719	4.3	50	10
1986	Gerald Riggs	343	1,327	3.9	31	9
1987	Gerald Riggs	203	875	4.3	44	2
1988	John Settle	232	1,024	4.4	62	7
1989	John Settle	179	689	3.8	20	3
1990	Mike Rozier	153	675	4.4	67	4
1991	Steve Broussard	99	449	4.5	36	4
1992	Steve Broussard	84	363	4.3	27	1
1993	Erric Pegram	292	1,185	4.1	29	3
1994	Craig Heyward	183	779	4.3	17	7
1995	Craig Heyward	236	1,083	4.6	31	6
1996	Jamal Anderson	232	1,055	4.5	32t	5
1997	Jamal Anderson	290	1,002	3.5	39	7
1998	Jamal Anderson	410	1,846	4.5	48	14
1999	Ken Oxendine	141	452	3.2	20	1
2000	Jamal Anderson	282	1,024	3.6	42	6
2001	Maurice Smith	237	760	3.2	58	5
2002	Warrick Dunn	230	927	4.0	59	7
2003	T.J. Duckett	197	779	4.0	55	11
2004	Warrick Dunn	265	1,106	4.2	60	9
2005	Warrick Dunn	280	1,416	5.1	65	3
2006	Warrick Dunn	286	1,140	4.0	90t	4
2007	Warrick Dunn	227	720	3.2	38	4
2008	Michael Turner	376	1,699	4.5	70	17



RECEIVING

YEAR	PLAYER	NO	YDS	AVG	LG	TD
1966	Alex Hawkins	44	661	15.0	42	2
1967	Tommy McDonald	33	436	13.2	75	4
1968	Jerry Simmons	28	479	17.1	61	0
1969	Paul Flatley	45	834	18.5	71	6
1970	Jim Mitchell	44	650	14.8	51	6
1971	Art Malone	34	380	11.2	46	2
	Ken Burrow	33	741	22.5	84	6
1972	Art Malone	50	585	11.7	57	2
1973	Jim Mitchell	32	420	13.1	50	0
	Ken Burrow	31	567	18.3	57	7
1974	Ken Burrow	34	545	16.0	48	1
1975	Alfred Jenkins	38	767	20.2	68	6
1976	Alfred Jenkins	41	710	17.3	34	6
1977	Alfred Jenkins	39	677	17.4	73	4
1978	Wallace Francis	45	695	15.4	54	3
	Billy Ryckman	45	679	15.1	59	2
1979	Wallace Francis	74	1,013	13.7	42	8
1980	Alfred Jenkins	57	1,025	18.0	57	6
1981	William Andrews	81	736	9.1	70	2
	Alfred Jenkins	70	1,358	19.4	67	13
1982	William Andrews	42	503	12.0	86t	2
1983	Billy Johnson	64	709	11.1	47t	4
	Stacey Bailey	55	881	16.0	53	6
1984	Stacey Bailey	67	1,138	17.0	61	6
1985	Billy Johnson	62	830	13.4	62t	5
1986	Charlie Brown	63	918	14.6	42	4
1987	Floyd Dixon	36	600	16.7	51t	5
1988	John Settle	68	570	8.4	27	1
1989	Shawn Collins	58	862	14.9	47	3
1990	Andre Rison	82	1,208	14.7	75t	10
1991	Andre Rison	81	976	12.0	39t	12
1992	Andre Rison	93	1,121	12.1	71t	11
1993	Andre Rison	86	1,242	14.4	53t	15
1994	Terance Mathis	111	1,342	12.1	81	11
1995	Eric Metcalf	104	1,189	11.4	62t	8
1996	Bert Emanuel	75	921	12.3	53	6
1997	Bert Emanuel	65	991	15.2	56	9
1998	Tony Martin	66	1,181	17.9	62	6
	Terance Mathis	64	1,136	17.8	78t	11
1999	Terance Mathis	81	1,016	12.5	52	6
2000	Shawn Jefferson	60	822	13.7	49	2
2001	Terance Mathis	51	564	11.1	34	2
2002	Brian Finneran	56	838	15.0	47	6
2003	Peerless Price	64	838	13.1	49	3
2004	Alge Crumpler	48	774	16.1	49t	6
2005	Alge Crumpler	65	877	13.5	48	5

*receiving continued on next page



COMM RELATIONS
ADMINISTRATION
COACHES
STAFF
PLAYERS
DRAFT PICKS
2008 REVIEW
RECORDS & RESULTS

RECEIVING (CONTINUED)						
YEAR	PLAYER	NO	YDS	AVG	LG	TD
2006	Alge Crumpler	56	780	13.9	46	8
2007	Roddy White	83	1,202	14.5	69t	6
2008	Roddy White	88	1,382	15.7	70t	7



PUNT RETURNS

YEAR	PLAYER	NO	YDS	AVG	LG	TD
1966	Ron Smith	11	80	7.3	23	0
1967	Ron Smith	20	92	4.6	26	0
1968	Jim Burson	11	56	5.1	17	0
1969	John Mallory	13	42	3.2	15	0
1970	John Mallory	17	203	11.9	75t	1
1971	Willie Belton	30	163	5.4	32	0
1972	Willie Belton	17	110	6.5	34	0
1973	Ray Brown	40	360	9.0	57	0
1974	Al Dodd	27	344	12.7	57	0
1975	Mack Herron	10	94	9.4	24	0
1976	Rolland Lawrence	54	376	7.0	24	0
1977	Rolland Lawrence	51	352	6.9	37	0
1978	Billy Ryckman	28	227	8.1	38	0
1979	Dennis Pearson	12	115	9.6	60	0
1980	Kenny Johnson	23	281	12.2	56	0
1981	Scott Woerner	33	278	8.4	38	0
1982	Billy Johnson	24	273	11.4	71	0
1983	Billy Johnson	46	489	10.6	71t	1
1984	Billy Johnson	15	152	10.1	37	0
1985	Anthony Allen	21	141	6.7	19	0
1986	Floyd Dixon	26	151	5.8	16	0
1987	Billy Johnson	21	168	8.0	45	0
1988	Lew Barnes	34	307	9.0	68	0
1989	Deion Sanders	28	307	11.0	68t	1
1990	Deion Sanders	29	250	8.6	79t	1
1991	Deion Sanders	21	170	8.1	23	0
1992	Tony Smith	16	155	9.7	45	0
1993	Tony Smith	32	255	8.0	51	0
1994	Clarence Verdin	23	113	4.9	29	0
1995	Eric Metcalf	39	383	9.8	66t	1
1996	Eric Metcalf	27	296	11.0	39	0
1997	Todd Kinchen	52	446	8.6	38	0
1998	Tim Dwight	31	263	8.5	23	0
1999	Tim Dwight	20	220	11.0	70t	1
2000	Tim Dwight	33	309	9.4	70t	1
2001	Darrien Gordon	31	437	14.1	74	0
2002	Allen Rossum	24	288	12.0	36	0
2003	Allen Rossum	39	545	14.0	72	1
2004	Allen Rossum	37	457	12.4	75t	1
2005	Allen Rossum	17	145	8.5	29	0
2006	Allen Rossum	37	288	7.8	41	0
2007	Adam Jennings	30	186	6.2	23	0
2008	Harry Douglas	19	226	11.9	61t	1



KICKOFF RETURNS

YEAR	PLAYER	NO	YDS	AVG	LG	TD
1966	Ron Smith	43	1,013	23.6	80	0
1967	Ron Smith	39	976	25.0	99t	1
1968	Jim Butler	37	799	21.6	42	0
1969	Charlie Bryant	21	407	19.4	39	0
1970	Jim Butler	14	284	20.3	29	0
1971	Willie Belton	28	706	25.2	58	0
1972	Dave Hampton	25	535	21.0	52	0
1973	Joe Wash.	20	432	21.6	30	0
1974	Gerald Tinker	29	704	24.3	59	0
1975	Gerald Tinker	13	307	23.6	33	0
1976	Rolland Lawrence	21	521	24.8	36	0
1977	Karl Farmer	23	466	20.3	30	0
1978	Dennis Pearson	25	662	26.7	100t	1
1979	Dennis Pearson	30	577	19.2	29	0
1980	Reggie Smith	25	512	20.5	35	0
1981	Reggie Smith	47	1,143	24.3	52	0
1982	Reggie Brown	24	466	19.4	33	0
1983	Kenny Johnson	11	224	20.4	28	0
1984	Sylvester Stamps	19	452	23.8	50	0
1985	Cliff Austin	39	838	21.5	94t	1
1986	Sylvester Stamps	24	514	21.4	35	0
1987	Sylvester Stamps	24	660	27.5	97t	1
1988	Evan Cooper	16	331	20.7	28	0
1989	Deion Sanders	35	725	20.7	72	0
1990	Deion Sanders	39	851	21.8	50	0
1991	Deion Sanders	26	576	22.2	100t	1
1992	Deion Sanders	40	1,067	26.7	99t	2
1993	Tony Smith	38	948	24.9	97t	1
1994	Clarence Verdin	44	1,026	23.3	69	0
1995	Roell Preston	30	627	20.9	44	0
1996	Eric Metcalf	49	1,034	21.1	55	0
1997	Byron Hanspard	40	987	24.7	99t	2
1998	Tim Dwight	36	973	27.0	93t	1
1999	Tim Dwight	44	944	21.5	40	0
2000	Darrick Vaughn	39	1,082	27.7	100t	3
2001	Darrick Vaughn	61	1,491	24.4	96t	1
2002	Allen Rossum	53	1,164	22.0	91t	1
2003	Allen Rossum	62	1,291	20.8	52	0
2004	Allen Rossum	58	1,250	21.6	49	0
2005	Allen Rossum	31	702	22.6	47	0
2006	Allen Rossum	46	1,082	23.5	51	0
2007	Jerious Norwood	52	1,317	25.3	76	0
2008	Jerious Norwood	51	1,311	25.7	92	0



TACKLES

YEAR	PLAYER	TACKLES
1966	Tommy Nobis (173 solo)	296
1967	Tommy Nobis (41 solo)	67
1968	Tommy Nobis (39 solo)	69
1969	Greg Brezina (22 solo)	38
1970	Tommy Nobis (48 solo)	94
1971	Don Hansen (43 solo)	95
1972	Greg Brezina (80 solo)	130
1973	Greg Brezina (89 solo)	135
1974	Tommy Nobis (121 solo)	183
1975	Tommy Nobis (91 solo)	115
1976	Tommy Nobis (100 solo)	134
1977	Greg Brezina (67 solo)	90
1978	Fulton Kuykendall (98 solo)	284
1979	Robert Pennywell (77 solo)	109
1980	Buddy Curry (80 solo)	145
1981	Buddy Curry (107 solo)	135
1982	Buddy Curry (38 solo)	61
1983	Buddy Curry (127 solo)	229
1984	Rick Bryan (78 solo)	125
1985	Buddy Curry (82 solo)	137
1986	Buddy Curry (84 solo)	157
1987	John Rade (55 solo)	123
1988	John Rade (67 solo)	137
1989	Jessie Tuggle (112 solo)	183
1990	Jessie Tuggle (99 solo)	201
1991	Jessie Tuggle (106 solo)	207
1992	Jessie Tuggle (90 solo)	193
1993	Jessie Tuggle (120 solo)	185
1994	Jessie Tuggle (111 solo)	195
1995	Jessie Tuggle (126 solo)	180
1996	Jessie Tuggle (108 solo)	184
1997	Jessie Tuggle (123 solo)	123
1998	Cornelius Bennett (80 solo)	121
1999	Jessie Tuggle (85 solo)	122
2000	Marty Carter (86 solo)	131
2001	Keith Brooking (110 solo)	167
2002	Keith Brooking (100 solo)	212
2003	Keith Brooking (130 solo)	207
2004	Keith Brooking (71 solo)	144
2005	Keith Brooking (88 solo)	148
2006	Keith Brooking (88 solo)	165
2007	Keith Brooking (82 solo)	127
2008	Keith Brooking (80 solo)	133

SACKS

YEAR	PLAYER	TACKLES
1966	Sam Williams	7.5
1967	Ralph Heck/Jim Norton	4.5
1968	Claude Humphrey	11.5
1969	Claude Humphrey	9.5
1970	Claude Humphrey/John Zook	9.0
1971	Claude Humphrey	12.0
1972	John Zook	6.5
1973	Claude Humphrey	10.0
1974	Claude Humphrey	12.5
1975	John Zook	10.0
1976	Claude Humphrey	15.0
1977	Jeff Mellow	10.0
	Claude Humphrey	10.0
1978	Greg Brezina	9.0
1979	Don Smith	9.0
1980	Joel Williams	16.0
1981	Al Richardson	10.0
1982	Don Smith	3.5
1983	Mike Pitts	7.0
1984	Don Smith	6.5
1985	Rick Bryan	7.5
1986	Rick Bryan	7.0
1987	Buddy Moore	4.0
1988	Aundray Bruce	6.0
1989	Marcus Cotton	9.0
1990	Tim Green	6.0
1991	Tim Green	5.0
1992	Darion Conner	7.0
1993	Pierce Holt	6.5
1994	Chuck Smith	11.0
1995	Chris Doleman	9.0
1996	Clay Matthews	6.5
1997	Chuck Smith	12.0
1998	Lester Archambeau	10.0
1999	Chuck Smith	10.0
2000	Travis Hall/Brady Smith	4.5
2001	Patrick Kerney	12.0
2002	Patrick Kerney	10.5
2003	Ellis Johnson	8.0
2004	Patrick Kerney	13.0
2005	Rod Coleman	10.5
2006	Rod Coleman	6.0
2007	John Abraham	10.0
2008	John Abraham	16.5



ALL PURPOSE YARDS

YEAR	PLAYER	RUSH	REC	PT RET	KO RET	INT RET	TOTAL
1966	Ron Smith	0	0	80	1,013	0	1,093
1967	Ron Smith	42	227	92	976	0	1,337
1968	Jim Butler	365	127	0	799	0	1,291
1969	Jim Butler	655	297	0	405	0	1,357
1970	Jim Butler	636	151	0	284	0	1,071
1971	Willie Belton	237	22	163	706	0	1,128
1972	Dave Hampton	995	244	0	535	0	1,774
1973	Dave Hampton	997	273	0	258	0	1,528
1974	Gerald Tinker	5	12	195	704	0	916
1975	Dave Hampton	1,002	195	0	0	0	1,197
1976	Rolland Lawrence	0	0	372	521	0	893
1977	Haskel Stanback	873	261	0	0	0	1,134
1978	Bubba Bean	707	209	0	0	0	916
1979	William Andrews	1,023	309	0	0	0	1,332
1980	William Andrews	1,308	456	0	0	0	1,764
1981	William Andrews	1,301	736	0	0	0	2,037
1982	William Andrews	573	503	0	0	0	1,076
1983	William Andrews	1,567	609	0	0	0	2,176
1984	Gerald Riggs	1,486	277	0	0	0	1,763
1985	Gerald Riggs	1,719	267	0	0	0	1,986
1986	Gerald Riggs	1,327	136	0	0	0	1,463
1987	Gerald Riggs	875	199	0	0	0	1,074
1988	John Settle	1,024	570	0	0	0	1,594
1989	Deion Sanders	0	/8	307	725	52	1,076
1990	Deion Sanders	0	0	250	851	153	1,254
1991	Michael Haynes	0	1,122	0	0	0	1,122
1992	Deion Sanders	4	45	41	1,067	0	1,149
1993	Erric Pegram	1,185	302	0	63	0	1,550
1994	Terance Mathis	0	1,342	0	0	0	1,342
1995	Eric Metcalf	133	1,189	383	278	0	1,983
1996	Eric Metcalf	8	599	296	1,034	0	1,937
1997	Byron Hanspard	335	53	0	987	0	1,375
1998	Jamal Anderson	1,846	319	0	0	0	2,165
1999	Tim Dwight	28	669	220	944	0	1,861
2000	Jamal Anderson	1,024	382	0	0	0	1,406
2001	Darrick Vaughn	0	0	0	1,491	0	1,491
2002	Allen Rossum	0	0	288	1,164	0	1,452
2003	Allen Rossum	0	0	545	1,291	0	1,836
2004	Allen Rossum	0	0	457	1,250	0	1,707
2005	Warrick Dunn	1,416	220	0	0	0	1,636
2006	Warrick Dunn	1,140	170	0	0	0	1,310
2007	Jerious Norwood	613	277	0	1,317	0	2,207
2008	Jerious Norwood	489	338	0	1,311	0	2,138



OFFENSE

BY YARDS 1970-2008 (NFL RANK)

YEAR	TOTAL	RUSH	PASS
2008	361.2 (6)	152.7 (2)	208.5 (14)
2007	301.0 (23)	95.0 (26)	206.0 (18)
2006	331.9 (12)	183.7 (1)	148.2 (32)
2005	326.6 (12)	159.1 (1)	167.4 (27)
2004	317.8 (20)	167.0 (1)	150.8 (30)
2003	272.3 (29)	121.8 (14)	150.5 (31)
2002	345.9 (14)	148.0 (4)	197.9 (23)
2001	316.9 (15)	110.8 (16)	206.1 (17)
2000	249.6 (30)	75.9 (28)	173.8 (24)
1999	283.9 (27)	74.8 (30)	209.1 (17)
1998	342.9 (7)	131.3 (6)	211.6 (11)
1997	294.8 (23)	102.7 (19)	192.1 (22)
1996	319.8 (17)	91.3 (27)	228.4 (9)
1995	348.7 (10)	87.1 (27)	261.6 (6)
1994	335.1 (7)	78.1 (28)	257.0 (5)
1993	319.4 (11)	99.4 (23)	220.0 (6)
1992	306.4 (10)	79.4 (27)	227.1 (4)
1991	319.6 (8)	104.0 (16)	215.6 (6)
1990	315.9 (10)	99.6 (21)	216.3 (6)
1989	291.8 (24)	72.2 (28)	219.6 (9)
1988	286.4 (25)	126.0 (14)	160.4 (25)
1987	271.1 (28)	86.5 (28)	184.5 (22)
1986	319.1 (17)	157.8 (3)	161.4 (25)
1985	310.0 (20)	154.1 (3)	155.9 (27)
1984	315.3 (19)	124.6 (15)	190.6 (20)
1983	351.8 (8)	139.0 (11)	212.8 (11)
1982	329.2 (9)	131.2 (9)	198.0 (18)
1981	354.0 (7)	122.8 (18)	231.2 (5)
1980	353.1 (3)	150.3 (5)	202.8 (9)
1979	308.1 (17)	137.5 (16)	170.6 (15)
1978	253.9 (26)	103.8 (27)	150.1 (16)
1977	231.9 (25)	135.0 (17)	96.9 (27)
1976	221.6 (27)	120.6 (25)	101.0 (28)
1975	275.8 (20)	128.1 (19)	147.6 (19)
1974	200.0 (26)	106.6 (21)	93.4 (26)
1973	288.4 (15)	145.5 (10)	142.9 (12)
1972	286.5 (16)	149.4 (9)	137.1 (20)
1971	282.8 (15)	121.6 (16)	161.1 (11)
1970	245.1 (23)	114.3 (15)	130.8 (23)

DEFENSE

BY YARDS 1970-2008 (NFL RANK)

YEAR	TOTAL	RUSH	PASS
2008	347.9 (24)	127.5 (25)	220.4 (21)
2007	355.5 (29)	127.1 (26)	228.4 (23)
2006	332.8 (22)	103.6 (9)	229.3 (29)
2005	325.0 (22)	128.9 (26)	196.1 (14)
2004	325.4 (14)	105.1 (8)	220.4 (22)
2003	381.8 (32)	144.3 (29)	237.5 (32)
2002	333.4 (19)	127.9 (23)	205.4 (16)
2001	365.3 (30)	121.4 (21)	243.9 (30)
2000	350.4 (25)	123.9 (27)	226.5 (24)
1999	326.4 (16)	129.5 (29)	196.9 (9)
1998	295.9 (8)	75.2 (2)	220.7 (21)
1997	319.1 (20)	104.1 (8)	215.0 (20)
1996	361.6 (29)	127.6 (26)	234.1 (27)
1995	380.5 (29)	96.7 (9)	283.8 (30)
1994	364.3 (27)	105.8 (14)	258.5 (27)
1993	338.8 (25)	111.5 (15)	227.3 (25)
1992	346.8 (28)	143.4 (28)	203.4 (22)
1991	328.0 (24)	122.1 (23)	205.9 (20)
1990	329.4 (19)	84.8 (3)	244.6 (28)
1989	376.6 (28)	154.4 (28)	222.1 (19)
1988	355.8 (25)	144.9 (25)	210.8 (21)
1987	393.8 (28)	182.3 (28)	211.5 (18)
1986	306.8 (7)	119.8 (16)	187.0 (7)
1985	365.6 (25)	128.3 (17)	237.4 (27)
1984	329.9 (15)	134.6 (21)	195.4 (7)
1983	364.1 (25)	144.3 (22)	219.8 (20)
1982	316.4 (14)	116.0 (17)	200.4 (13)
1981	334.6 (14)	104.1 (2)	230.5 (25)
1980	329.0 (16)	104.4 (3)	224.6 (25)
1979	359.9 (25)	135.2 (13)	224.8 (26)
1978	276.9 (5)	129.2 (8)	147.8 (9)
1977	231.6 (2)	132.7 (11)	98.9 (1)
1976	327.0 (20)	184.1 (25)	142.9 (11)
1975	343.7 (22)	162.6 (21)	181.1 (21)
1974	295.4 (15)	183.1 (26)	112.3 (2)
1973	254.2 (6)	152.1 (18)	102.1 (3)
1972	269.1 (7)	147.4 (17)	121.7 (2)
1971	270.5 (8)	153.5 (21)	117.0 (1)
1970	276.9 (11)	123.0 (15)	153.9 (8)



YEAR-BY-YEAR RESULTS

YEAR	QUARTERBACK	RECORD
1966	Randy Johnson	3-8
	Dennis Claridge	0-3
1967	Randy Johnson	1-10-1
	Steve Sloan	0-1
	Terry Nofsinger	0-1
1968	Randy Johnson	1-6
	Bob Berry	1-6
1969	Bob Berry	4-3
	Randy Johnson	2-3
	Bruce Lemmerman	0-2
1970	Bob Berry	3-7-2
	Randy Johnson	1-1
1971	Bob Berry	4-6-1
	Dick Shiner	3-0
1972	Bob Berry	7-7
1973	Bob Lee	8-2
	Dick Shiner	1-3
1974	Bob Lee	2-6
	Pat Sullivan	0-4
	Kim McQuilken	1-1
1975	Steve Bartkowski	4-7
	Kim McQuilken	0-2
	Pat Sullivan	0-1
1976	Steve Bartkowski	1-4
	Kim McQuilken	1-2
	Scott Hunter	2-4
1977	Scott Hunter	4-3
	Steve Bartkowski	3-4
1978	Steve Bartkowski	8-5
	June Jones	1-2
1979	Steve Bartkowski	6-8
	June Jones	0-2
1980	Steve Bartkowski	12-4
1981	Steve Bartkowski	7-9
1982	Steve Bartkowski	5-4
1983	Steve Bartkowski	6-8
	Mike Moroski	1-1
1984	Steve Bartkowski	3-8
	Mike Moroski	1-4
1985	Steve Bartkowski	0-5
	Dave Archer	4-7
1986	Dave Archer	5-4-1
	Turk Schonert	2-3
1987	Dave Archer	0-1
	Scott Campbell	2-7
	Erik Kramer	1-2
	Chris Miller	0-2
1988	Chris Miller	5-8
	Steve Dils	0-3

YEAR-BY-YEAR RESULTS

YEAR	QUARTERBACK	RECORD
1989	Chris Miller	3-12
	Hugh Millen	0-1
1990	Chris Miller	3-9
	Scott Campbell	0-2
	Hugh Millen	2-0
1991	Chris Miller	9-5
	Billy Joe Tolliver	1-1
1992	Chris Miller	3-5
	Billy Joe Tolliver	2-3
	Wade Wilson	1-2
1993	Bobby Hebert	5-9
	Chris Miller	0-1
	Billy Joe Tolliver	1-0
1994	Jeff George	7-9
1995	Jeff George	9-7
1996	Bobby Hebert	3-10
	Jeff George	0-3
1997	Chris Chandler	7-7
	Billy Joe Tolliver	0-1
	Tony Graziani	0-1
1998	Chris Chandler	13-1
	Steve DeBerg	0-1
	Tony Graziani	1-0
1999	Chris Chandler	4-8
	Tony Graziani	1-2
	Danny Kanell	0-1
2000	Chris Chandler	4-9
	Doug Johnson	0-2
	Danny Kanell	0-1
2001	Chris Chandler	6-8
	Michael Vick	1-1
2002	Michael Vick	8-6-1
	Doug Johnson	1-0
2003	Doug Johnson	1-7
	Kurt Kittner	1-3
	Michael Vick	3-1
2004	Michael Vick	10-5
	Matt Schaub	0-1
2005	Michael Vick	8-7
	Matt Schaub	0-1
2006	Michael Vick	7-9
2007	Joey Harrington	3-7
	Chris Redman	1-3
	Byron Leftwich	0-2
2008	Matt Ryan	11-5

**PRESEASON****1966 (1-4)**

Philadelphia at Atlanta (20,072)	7-9
Atlanta at St. Louis (34,303)	10-20
NY Giants at Atlanta (Nashville - 20,945)	7-14
Cleveland at Atlanta (48,548)	3-42
San Francisco vs. Atlanta (Columbia - 21,780)	24-17

1967 (2-2-1)

Atlanta at New York Giants (Ithaca - 20,000) ..	10-10
Atlanta at Miami (50,822)	27-17
Cleveland at Atlanta (52,240)	34-31
Atlanta vs. Minnesota (Cleveland - 84,236) ..	3-16
Atlanta at New Orleans (67,486)	14-27

1968 (1-4)

Atlanta vs. Washington (Tampa - 42,180) ...	14-16
Atlanta vs. NY Giants (Nashville - 14,555) ..	13-17
Atlanta vs. NY Jets (Birmingham - 27,406) ..	12-27
NO at Atlanta (49,832)	16-10
Atlanta at Miami (36,122)	13-19

1969 (2-4)

Philadelphia vs. Atlanta (Portland - 21,625) ..	13-7
Atlanta at Boston (24,084)	34-16
Washington at Atlanta (56,990)	7-24
Atlanta at New Orleans (69,898)	17-21
Atlanta at Kansas City (37,273)	10-14
Atlanta vs. G.B. (Canton - 17,411)	24-38

1970 (4-1)

NY Jets vs. Atlanta (Winston-Salem - 19,700) ..	33-7
Atlanta at Washington (35,186)	13-21
Kansas City at Atlanta (56,990)	22-17
Atlanta at Buffalo (30,869)	10-7
Atlanta at Miami (50,259)	20-17

1971 (3-2)

Atlanta at Kansas City (37,403)	10-12
Denver vs. Atlanta (Memphis - 22,474)	27-10
Buffalo at Atlanta (53,090)	35-24
Atlanta at New England (48,631)	45-35
Atlanta at San Diego (32,555)	14-21

1972 (1-4)

Atlanta at San Diego (41,404)	7-30
Pittsburgh at Atlanta (53,288)	17-31
Atlanta at Miami (75,372)	10-24
New York Jets at Atlanta (37,806)	3-9
Atlanta at Cincinnati (55,804)	44-14

1973 (2-3)

Baltimore at Atlanta (57,122)	34-10
New England at Atlanta (56,238)	27-10
Cleveland vs. Atlanta (Knoxville - 40,831) ..	17-20
Cincinnati at Atlanta (55,863)	20-31
Atlanta at Pittsburgh (50,350)	0-19

1974 (4-2)

Atlanta at Philadelphia (15,379)	23-7
Atlanta at Oakland (Berkeley - 34,319)	16-28
Cincinnati at Atlanta (Grant Field 44,127)	7-13
Atlanta at Houston (27,116)	10-6
Baltimore at Atlanta (50,085)	23-7
Atlanta at Denver (43,253)	20-14

1975 (3-3)

Atlanta at Washington (18,444)	16-14
Baltimore vs. Atlanta (Lincoln, Neb - 43,097) ..	10-3
Oakland at Atlanta (39,878)	7-22
NY Jets at Atlanta (34,387)	13-16
Buffalo vs. Atlanta (Tampa, Fla. - 41,212)	14-16
Philadelphia at Atlanta (28,675)	17-14

1976 (2-4)

Washington at Atlanta (38,808)	10-17
Cleveland vs. Atlanta (Stillwater, Okla - 24,227) ..	7-31
Tampa Bay vs. Atlanta (Jacksonville, Fla. - 11,342) ..	3-17
New England at Atlanta (23,495)	17-28
Baltimore at Atlanta (24,986)	21-7
Atlanta at G.B. (Milw - 54,989)	26-7

1977 (3-3)

Atlanta at St. Louis (24,667)	3-0
NY Jets at Atlanta (28,954)	2-17
Denver at Atlanta (21,239)	2-10
Tampa Bay vs. Atlanta (Orlando - 31,123)	30-21
Atlanta at Kansas City (22,748)	24-16
Atlanta New England (41,346)	0-29

1978 (2-2)

Atlanta at NY Jets (31,480)	20-17
Atlanta at Pittsburgh (46,444)	7-13
Philadelphia at Atlanta (51,306)	7-24
Atlanta at Washington (29,487)	10-7

1979 (0-4)

New England at Atlanta (53,228)	14-37
Atlanta at St. Louis (39,705)	17-42
Washington at Atlanta (52,478)	6-16
Atlanta at Green Bay (55,416)	35-45

1980 (1-3)

Atlanta at Seattle (59,555)	10-14
Pittsburgh at Atlanta (55,695)	14-17
Atlanta at San Diego (47,184)	9-17
Baltimore at Atlanta (42,983)	51-35

1981 (2-3)

Atlanta vs. Cleveland (Canton, Ohio - 23,921) ..	10-24
Atlanta at Oakland (42,697)	16-17
NY Jets at Atlanta (51,163)	21-20
Atlanta at Minnesota (42,908)	19-20
Tampa Bay at Atlanta (53,688)	27-7

**1982 (2-2)**

Minnesota at Atlanta (49,831).....	20-17
Atlanta vs. Baltimore (Phoenix - 56,748)	3-34
Philadelphia at Atlanta (51,175)	24-21
Atlanta at Tampa Bay (62,933)	0-34

1983 (2-2)

Washington at Atlanta (46,052).....	13-10
Atlanta at Denver (73,199)	10-21
Atlanta at Tampa Bay (57,237).....	6-17
Baltimore at Atlanta (37,420)	10-7

1984 (1-3)

Atlanta at Minnesota (51,693).....	6-37
Atlanta at New Orleans (58,502)	21-31
Tampa Bay at Atlanta (29,610)	52-21
Denver at Atlanta (30,988)	13-24

1985 (2-2)

Washington at Atlanta (30,574)	14-17
Atlanta at Tampa Bay (34,040).....	23-17
Atlanta at Green Bay (Milw - 49,703)	24-28
Miami at Atlanta (32,768)	19-17

1986 (2-2)

NY Giants at Atlanta (25,445).....	31-24
Atlanta at Tampa Bay (28,797)	20-17
Cleveland at Atlanta (33,637)	21-27
Atlanta at Washington (52,619)	21-29

1987 (1-3)

Buffalo at Atlanta (31,166).....	19-14
Atlanta at Kansas City (39,164).....	10-13
Cleveland at Atlanta (35,960).....	3-23
New Eng. vs. Atlanta (Jacksonville - 59,129).....	13-14

1988 (2-2)

Atlanta at New England (32,949)	34-30
Kansas City at Atlanta (23,369)	13-27
Tampa Bay at Atlanta (18,141)	19-14
Washington at Atlanta (Birmingham - 51,400)	17-34

1989 (1-3)

Atlanta at Philadelphia (40,145)	17-23
Atlanta at Tampa Bay (28,330)	0-27
New England at Atlanta (21,118)	7-23
Buffalo vs. Atlanta (Jacksonville- 41,813)	36-17

1990 (4-0)

Washington at Atlanta (Chapel Hill, N.C. - 52,036)	31-27
Cincinnati at Atlanta (43,472)	34-17
Atlanta at Green Bay (Milwaukee 51,069)	17-14
Atlanta at New England (24,106)	45-14

1991 (2-2)

LA Rams at Atlanta (Jacksonville 66,531).....	38-17
Houston at Houston (52,140).....	36-7

Tampa Bay at Atlanta (41,983).....	7-12
Atlanta at Dallas (53,689) OT	17-20

1992 (1-3)

Atlanta at Cleveland (59,566)	0-7
Atlanta at Tampa Bay (37,000)	28-40
Philadelphia at Atlanta (66,834).....	20-10
Buffalo at Atlanta (62,565).....	21-27

1993 (1-3)

Miami at Atlanta (51,798).....	27-28
Tampa Bay at Atlanta (49,108).....	20-10
Atlanta at Philadelphia (54,425)	20-37
Atlanta at Buffalo (51,232)	16-17

1994 (3-2)

Atlanta vs. S.D. (23,185) (HOF Game, Canton, Ohio)	21-17
Atlanta at Denver (72,231)	16-37
Buffalo at Atlanta (46,595).....	27-7
Atlanta at Cleveland (51,602)	7-28
Philadelphia at Atlanta (40,780).....	20-12

1995 (2-2)

Atlanta at Philadelphia (43,678)	17-25
Miami at Atlanta (42,579)	37-0
Cleveland at Atlanta (41,813)	19-10
Atlanta at Buffalo (41,765)	14-20

1996 (2-2)

Atlanta at Seattle (30,284).....	17-19
Atlanta at Tampa Bay (32,855)	0-16
Oakland at Atlanta (30,553)	27-6
Arizona at Atlanta (29,306).....	31-30

1997 (1-3)

Atlanta at Detroit (40,425).....	17-20
Tampa Bay at Atlanta (34,219)	17-12
Washington at Atlanta (37,984)	31-35
Atlanta at Jacksonville (67,743).....	17-26

1998 (2-2)

Tennessee at Atlanta (29,313)	16-31
Atlanta at Detroit (45,749)	7-3
Atlanta at Pittsburgh (54,689)	22-28
Cincinnati at Atlanta (26,269)	17-0

1999 (2-2)

Detroit at Atlanta (47,653)	35-31
Baltimore at Atlanta (44,843)	6-19
Atlanta at Tennessee (65,729).....	3-17
Atlanta at Cincinnati (39,651)	28-16

2000 (4-1)

Atlanta at Indianapolis (47,985)	20-13
Atlanta at Dallas (42,178) (American Bowl, Tokyo, Japan).....	20-9
Cincinnati at Atlanta (38,346).....	31-16
San Diego at Atlanta (38,384)	14-28
Atlanta at Jacksonville (55,946)	31-20

**2001 (3-1)**

Pittsburgh at Atlanta (44,275)	16-17
Atlanta at NY Jets (76,658)	20-10
Atlanta at Washington (67,211)	27-6
Tampa Bay at Atlanta (44,162)	36-7

2002 (4-0)

Jacksonville at Atlanta (43,264)	23-13
NY Giants at Atlanta (67,204)	36-24
Atlanta at Dallas (62,942)	21-19
Atlanta at Cincinnati (40,530)	27-14

2003 (0-4)

Green Bay at Atlanta (68,818)	21-27
Baltimore at Atlanta (68,237)	10-13
Atlanta at Miami (59,093)	21-30
Atlanta at Cleveland (69,618)	9-20

2004 (2-2)

Atlanta at Baltimore (69,299)	0-24
Minnesota at Atlanta (70,623)	27-24
Cincinnati at Atlanta (70,331)	21-30
Atlanta at Washington (72,892)	0-27

2005 (4-1)

Atlanta vs. Indianapolis (Tokyo, Japan, 45,203) ..	27-21
Baltimore at Atlanta (67,123)	16-3
Tennessee at Atlanta (69,327)	21-24
Atlanta at Jacksonville (60,596)	23-7
Atlanta at Miami (71,616)	20-17

2006 (2-2)

New England at Atlanta (69,283)	26-23
Atlanta at Green Bay (69,845)	10-38
Atlanta at Tennessee (69,143)	20-6
Jacksonville at Atlanta (70,616)	17-20

2007 (3-1)

Atlanta at NY Jets (75,767)	16-31
Atlanta at Buffalo (50,577)	13-10
Cincinnati at Atlanta (65,525)	24-19
Baltimore at Atlanta (71,377)	13-10

2008 (2-2)

Atlanta at Jacksonville (63,194)	17-20
Indianapolis at Atlanta (59,693)	9-16
Tennessee at Atlanta (47,318)	17-3
Atlanta at Baltimore (70,149)	10-9

**ATLANTA VS. ARIZONA**

Cardinals lead series, 14-10

Cardinals lead postseason, 1-0

1966	Falcons	16-10 (A)
1968	Cardinals	17-12 (StL)
1971	Cardinals	26-9 (A)
1973	Cardinals	32-10 (A)
1975	Cardinals	23-20 (StL)
1978	Cardinals	42-21 (StL)
1980	Falcons	33-27 (StL) (OT)
1981	Falcons	41-20 (A)
1982	Cardinals	23-20 (A)
1986	Falcons	33-13 (A)
1987	Cardinals	34-21 (A)
1989	Cardinals	34-20 (P)
1990	Cardinals	24-13 (A)
1991	Cardinals	16-10 (P)
1992	Falcons	20-17 (A)
1993	Cardinals	27-10 (A)
1994	Falcons	10-6 (A)
1995	Cardinals	40-37 (P) (OT)
1997	Cardinals	29-26 (P)
1999	Falcons	37-14 (A)
2001	Falcons	34-14 (P)
2004	Cardinals	6-3 (A)
2006	Falcons	32-10 (A)
2007	Cardinals	30-27 (A) (OT)
*2008	Cardinals	30-24 (A)

(Points-Cardinals 531, Falcons 518)

(*Postseason Points: Cardinals 30, Falcons 24)

ATLANTA VS. BALTIMORE

Ravens lead, 2-1

1999	Ravens	19-13 (A)(OT)
2002	Falcons	20-17 (A)
2006	Ravens	24-10 (B)

(Points-Ravens 60, Falcons 43)

ATLANTA VS. BUFFALO

Falcons lead series, 5-4

1973	Bills	17-6 (A)
1977	Bills	3-0 (B)
1980	Falcons	30-14 (B)
1983	Falcons	31-14 (A)
1989	Falcons	30-28 (A)
1992	Bills	41-14 (B)
1995	Bills	23-17 (B)
2001	Falcons	33-30 (A)
2005	Falcons	24-21 (B)

(Points-Bills 186, Falcons 185)

ATLANTA VS. CAROLINA

Falcons lead series, 17-11

1995	Falcons	23-20 (A)(OT)
	Panthers	21-17 (C)
1996	Panthers	29-6 (C)
	Falcons	20-17 (A)

1997	Panthers	9-6 (A)
	Panthers	21-12 (C)
1998	Falcons	19-14 (C)
	Falcons	51-23 (A)
1999	Falcons	27-20 (A)
	Panthers	34-28 (C)
2000	Falcons	15-10 (C)
	Falcons	13-12 (A)
2001	Falcons	24-16 (A)
	Falcons	10-7 (C)
2002	Falcons	30-0 (A)
	Falcons	41-0 (C)
2003	Panthers	23-3 (C)
	Falcons	20-14 (A) (OT)
2004	Falcons	27-10 (C)
	Falcons	34-31 (A) (OT)
2005	Panthers	24-6 (C)
	Panthers	44-11 (A)
2006	Falcons	20-6 (C)
	Panthers	10-3 (A)
2007	Panthers	27-20 (A)
	Falcons	20-13 (C)
2008	Panthers	24-9 (C)
	Falcons	45-28 (A)

(Points-Falcons 560, Panthers 507)

ATLANTA VS. CHICAGO

Bears lead series, 12-11

1966	Bears	23-6 (C)
1967	Bears	23-14 (A)
1968	Falcons	16-13 (C)
1969	Falcons	48-31 (A)
1970	Bears	23-14 (A)
1972	Falcons	37-21 (C)
1973	Falcons	46-6 (A)
1974	Falcons	13-10 (A)
1976	Falcons	10-0 (C)
1977	Falcons	16-10 (C)
1978	Bears	13-7 (C)
1980	Falcons	28-17 (A)
1983	Falcons	20-17 (C)
1985	Bears	36-0 (C)
1986	Bears	13-10 (A)
1990	Bears	30-24 (C)
1992	Bears	41-31 (C)
1993	Bears	6-0 (C)
1998	Falcons	20-13 (A)
2001	Bears	31-3 (A)
2002	Bears	14-13 (A)
2005	Bears	16-3 (C)
2008	Falcons	22-20 (A)

(Points-Bears 427, Falcons 401)

ATLANTA VS. CINCINNATI

Bengals lead series, 7-4

1971	Falcons	9-6 (C)
1975	Bengals	21-14 (A)



1978	Bengals	37-7 (C)
1981	Bengals	30-28 (A)
1984	Bengals	35-14 (C)
1987	Bengals	16-10 (A)
1990	Falcons	38-17 (A)
1993	Bengals	21-17 (C)
1996	Bengals	41-31 (C)
2002	Falcons	30-3 (A)
2006	Falcons	29-27 (A)
(Points-Bengals 254, Falcons 227)		

ATLANTA VS. CLEVELAND

Browns lead series, 10-2

1966	Browns	49-17 (A)
1968	Browns	30-7 (C)
1971	Falcons	31-14 (C)
1976	Browns	20-17 (A)
1978	Browns	24-16 (A)
1981	Browns	28-17 (C)
1984	Browns	23-7 (A)
1987	Browns	38-3 (C)
1990	Browns	13-10 (C)
1993	Falcons	17-14 (A)
2002	Browns	24-16 (A)
2006	Browns	17-13 (A)
(Points-Browns 294, Falcons 171)		

ATLANTA VS. DALLAS

Cowboys lead series, 13-8

Cowboys lead postseason, 2-0

1966	Cowboys	47-14 (A)
1967	Cowboys	37-7 (D)
1969	Cowboys	24-17 (A)
1970	Cowboys	13-0 (D)
1974	Cowboys	24-0 (A)
1976	Falcons	17-10 (A)
*1978	Cowboys	27-20 (D)
*1980	Cowboys	30-27 (A)
1985	Cowboys	24-10 (D)
1986	Falcons	37-35 (D)
1987	Falcons	21-10 (D)
1988	Cowboys	26-20 (D)
1989	Falcons	27-21 (A)
1990	Falcons	26-7 (A)
1991	Cowboys	31-27 (D)
1992	Cowboys	41-17 (A)
1993	Falcons	27-14 (A)
1995	Cowboys	28-13 (A)
1996	Cowboys	32-28 (D)
1999	Cowboys	24-7 (D)
2001	Falcons	20-13 (A)
2003	Falcons	27-13 (D)
2006	Cowboys	38-28 (A)
(Regular Season Points: Cowboys 512, Falcons ... 390)		
(*Postseason Points: Cowboys 57, Falcons 47)		

ATLANTA VS. DENVER

Broncos lead series, 8-4

Broncos lead postseason, 1-0

1970	Broncos	24-10 (D)
1972	Falcons	23-20 (A)
1975	Falcons	35-21 (A)
1979	Broncos	20-17 (A) (OT)
1982	Falcons	34-27 (D)
1985	Broncos	44-28 (A)
1988	Broncos	30-14 (D)
1994	Broncos	32-28 (D)
1997	Broncos	29-21 (A)
*1998	Broncos	34-19 (Mia)
2000	Broncos	42-14 (D)
2004	Falcons	41-28 (A)
2008	Broncos	24-20 (A)
(Regular Season Points: (Broncos 313, Atlanta ... 244)		
(Postseason Points: Broncos 34, Atlanta 19)		
*Super Bowl XXXIII		

ATLANTA VS. DETROIT

Lions lead series 23-10

1966	Lions	28-10 (D)
1967	Lions	24-3 (D)
1968	Lions	24-7 (A)
1969	Lions	27-21 (D)
1971	Lions	41-38 (D)
1972	Lions	26-23 (A)
1973	Lions	31-6 (D)
1975	Lions	17-14 (A)
1976	Lions	24-10 (D)
1977	Falcons	17-6 (A)
1978	Falcons	14-0 (A)
1979	Lions	24-23 (D)
1980	Falcons	43-28 (A)
1983	Falcons	30-14 (D)
1984	Lions	27-24 (A) (OT)
1985	Lions	28-27 (A)
1986	Falcons	20-6 (D)
1987	Lions	30-13 (A)
1988	Lions	31-17 (D)
1989	Lions	31-24 (A)
1990	Lions	21-14 (D)
1993	Lions	30-13 (D)
1994	Lions	31-28 (D) (OT)
1995	Falcons	34-22 (A)
1996	Lions	28-24 (D)
1997	Lions	28-17 (D)
1998	Falcons	24-17 (D)
2000	Lions	13-10 (D)
2002	Falcons	36-15 (A)
2004	Lions	17-10 (A)
2005	Falcons	27-7 (D)
2006	Lions	30-14 (D)
2008	Falcons	34-21 (A)
(Points-Lions 747, Falcons 669)		

**ATLANTA VS. GREEN BAY**

Packers lead series, 12-11

Postseason series, 1-1

1966	Packers56-3 (Mil)
1967	Packers23-0 (Mil)
1968	Packers38-7 (A)
1969	Packers28-10 (GB)
1970	Packers27-24 (GB)
1971	Falcons28-21 (A)
1972	Falcons10-9 (Mil)
1974	Falcons10-3 (A)
1975	Packers22-13 (GB)
1976	Packers24-20 (A)
1979	Falcons25-7 (A)
1981	Falcons31-17 (GB)
1982	Packers38-7 (A)
1983	Falcons47-41 (A-OT)
1988	Falcons20-0 (A)
1989	Packers23-21 (Mil)
1991	Falcons35-31 (A)
1992	Falcons24-10 (A)
1994	Packers21-17 (Mil)
*1995	Packers37-20 (GB)
2001	Falcons23-20 (GB)
2002	Packers37-34 (GB-OT)
*2002	Falcons27-7 (GB)
2005	Packers33-25 (A)
2008	Falcons27-24 (GB)

(Points-Packers 553, Falcons 465)
(Postseason Points-Falcons 47, Packers 44)
*NFC Wild Card

ATLANTA VS. HOUSTON

Series tied, 1-1

2003	Texans17-13 (H)
2007	Falcons26-16 (A)

(Points-Falcons 39, Texans 29)

ATLANTA VS. INDIANAPOLIS*

Colts lead series, 13-1

1966	Colts19-7 (A)
1967	Colts38-31 (B)
	Colts49-7 (A)
1968	Colts28-20 (A)
	Colts44-0 (B)
1969	Colts21-14 (A)
	Colts13-6 (B)
1974	Colts17-7 (A)
1986	Colts28-23 (A)
1989	Colts13-9 (I)
1998	Falcons28-21 (A)
2001	Colts41-27 (I)
2003	Colts38-7 (I)
2007	Colts31-13 (A)

(Points-Colts 401, Falcons 199)
*Franchise in Baltimore prior to 1984.

ATLANTA VS. JACKSONVILLE

Jaguars lead series, 3-1

1996	Jaguars19-17 (J)
1999	Jaguars30-7 (A)
2003	Falcons21-14 (A)
2007	Jaguars13-7 (J)

(Points-Jaguars 73, Falcons 52)

ATLANTA VS. KANSAS CITY

Chiefs lead series, 5-2

1972	Chiefs17-14 (A)
1985	Chiefs38-10 (KC)
1991	Chiefs14-3 (KC)
1994	Chiefs30-10 (A)
2000	Falcons29-13 (A)
2004	Chiefs56-10 (KC)
2008	Falcons38-14 (A)

(Points-Chiefs 182, Falcons 114)

ATLANTA VS. MIAMI

Dolphins lead series, 7-3

1970	Dolphins20-7 (A)
1974	Dolphins42-7 (M)
1980	Dolphins20-17 (A)
1983	Dolphins31-24 (M)
1986	Falcons20-14 (M)
1992	Dolphins21-17 (M)
1995	Dolphins21-20 (M)
1998	Falcons38-16 (A)
2001	Dolphins21-14 (M)
2005	Falcons17-10 (M)

(Points-Dolphins 216, Falcons 181)

ATLANTA VS. MINNESOTA

Vikings lead series, 15-9

Postseason tied, 1-1

1966	Falcons20-13 (M)
1967	Falcons21-20 (A)
1968	Vikings47-7 (M)
1969	Falcons10-3 (A)
1970	Vikings37-7 (A)
1971	Vikings24-7 (M)
1973	Falcons20-14 (A)
1974	Vikings23-10 (M)
1975	Vikings38-0 (M)
1977	Vikings14-7 (A)
1980	Vikings24-23 (M)
1981	Falcons31-30 (A)
*1982	Vikings30-24 (M)
1984	Vikings27-20 (M)
1985	Falcons14-13 (A)
1987	Vikings24-13 (M)
1989	Vikings43-17 (M)
1991	Vikings20-19 (A)
1996	Vikings23-17 (A)
*1998	Falcons30-27 (M)(OT)
1999	Vikings17-14 (A)



2002	Falcons	30-24 (M) (OT)
2003	Vikings	39-26 (A)
2005	Falcons	30-10 (A)
2007	Vikings	24-3 (M)
2008	Falcons	24-17 (M)
(Regular Season Points-Vikings 568, Falcons 390)		
(Postseason Points-Vikings 57, Falcons 54)		
*NFC Playoffs		
** NFC Championship		

ATLANTA VS. NEW ENGLAND

Falcons lead series, 6-5

1972	Patriots	21-20 (NE)
1977	Patriots	16-10 (A)
1980	Falcons	37-21 (NE)
1983	Falcons	24-13 (A)
1986	Patriots	25-17 (NE)
1989	Falcons	16-15 (A)
1992	Falcons	34-0 (A)
1995	Falcons	30-17 (A)
1998	Falcons	41-10 (NE)
2001	Patriots	24-10 (A)
2005	Patriots	31-28 (A)
(Points-Falcons 267, Patriots 193)		

ATLANTA VS. NEW ORLEANS

Falcons lead series, 44-35

Falcons lead postseason, 1-0

1967	Saints	27-24 (NO)
1969	Falcons	45-17 (A)
1970	Falcons	14-3 (NO)
	Falcons	32-14 (A)
1971	Falcons	28-6 (A)
	Falcons	24-20 (NO)
1972	Falcons	21-14 (NO)
	Falcons	36-20 (A)
1973	Falcons	62-7 (NO)
	Falcons	14-10 (A)
1974	Saints	14-13 (NO)
	Saints	13-3 (A)
1975	Falcons	40-34 (NO), 14-7 (A)
	Saints	23-7 (NO)
1976	Saints	30-0 (NO)
	Falcons	23-20 (A)
1977	Saints	21-20 (NO)
	Falcons	35-7 (A)
1978	Falcons	20-17 (NO)
	Falcons	20-17 (A)
1979	Falcons	40-34 (NO)(OT)
	Saints	37-6 (A)
1980	Falcons	41-14 (NO)
	Falcons	31-13 (A)
1981	Falcons	27-0 (A)
	Falcons	41-10 (NO)
1982	Falcons	35-0 (A)
	Saints	35-6 (NO)
1983	Saints	19-17 (A)

	Saints	27-10 (NO)
1984	Falcons	36-28 (NO)
	Saints	17-13 (A)
1985	Falcons	31-24 (A)
	Falcons	16-10 (NO)
1986	Falcons	31-10 (NO)
	Saints	14-9 (A)
1987	Saints	38-0 (A)
1988	Saints	29-21 (A)
	Saints	10-9 (NO)
1989	Saints	20-13 (NO)
	Saints	26-17 (A)
1990	Falcons	28-27 (A)
	Saints	10-7 (NO)
1991	Saints	27-6 (A)
	Falcons	23-20 (NO)(OT)
	*Falcons	27-20 (NO)
1992	Saints	10-7 (A)
	Saints	22-14 (NO)
1993	Saints	34-31 (A)
	Falcons	26-15 (NO)
1994	Saints	33-32 (NO)
	Saints	29-20 (A)
1995	Falcons	27-24 (NO) (OT)
	Falcons	19-14 (A)
1996	Falcons	17-15 (A)
	Falcons	31-15 (NO)
1997	Falcons	23-17 (NO)
	Falcons	20-3 (A)
1998	Falcons	31-23 (A)
	Falcons	27-17 (NO)
1999	Falcons	20-17 (NO)
	Falcons	35-12 (A)
2000	Saints	21-19 (A)
	Saints	23-7 (NO)
2001	Falcons	20-13 (NO)
	Saints	28-10 (A)
2002	Falcons	37-35 (NO)
	Falcons	24-17 (A)
2003	Saints	45-17 (A)
	Saints	23-20 (NO) (OT)
2004	Falcons	24-21 (A)
	Saints	26-13 (NO)
2005	Falcons	34-31 (NO)
	Falcons	36-17 (A)
2006	Saints	23-3 (NO)
	Saints	31-13 (A)
2007	Saints	22-16 (NO)
	Saints	34-14 (A)
2008	Falcons	34-20 (A)
	Saints	29-25 (NO)

(Points-Falcons 1,715, Saints 1,565)

(Postseason Points-Falcons 27, Saints 20)

*NFC Wild Card

**ATLANTA VS. N.Y. GIANTS**

Falcons lead series, 10-9

1966	Falcons	27-16 (NY)
1968	Falcons	24-21 (A)
1971	Giants	21-17 (A)
1974	Falcons	14-7 (New Haven)
1977	Falcons	17-3 (A)
1978	Falcons	23-20 (A)
1979	Giants	24-3 (NY)
1981	Giants	27-24 (A) (OT)
1982	Falcons	16-14 (NY)
1983	Giants	16-13 (A) (OT)
1984	Giants	19-7 (A)
1988	Giants	23-16 (A)
1998	Falcons	34-20 (NY)
2000	Giants	13-6 (A)
2002	Falcons	17-10 (NY)
2003	Falcons	27-7 (NY)
2004	Falcons	14-10 (NY)
2006	Giants	27-14 (A)
2007	Giants	31-10 (A)

(Points- Giants 329, Falcons, 323)

ATLANTA VS. N.Y. JETS

Falcons lead series, 5-4

1973	Falcons	28-20 (NY)
1980	Jets	14-7 (A)
1983	Falcons	27-21 (NY)
1986	Jets	28-14 (A)
1989	Jets	27-7 (NY)
1992	Falcons	20-17 (A)
1995	Falcons	13-3 (A)
1998	Jets	28-3 (NY)
2005	Falcons	27-14 (A)

(Points-Jets 172, Falcons 146)

ATLANTA VS. OAKLAND*

Raiders lead series, 7-5

1971	Falcons	24-13 (A)
1975	Raiders	37-34 (O-OT)
1979	Raiders	50-19 (O)
1982	Raiders	38-14 (A)
1985	Raiders	34-24 (A)
1988	Falcons	12-6 (LA)
1991	Falcons	21-17 (A)
1994	Raiders	30-17 (LA)
1997	Raiders	36-31 (A)
2000	Raiders	41-14 (O)
2004	Falcons	35-10 (A)
2008	Falcons	24-0 (O)

(Points-Raiders 312, Falcons 269)

*Franchise in LA from 1983-1994.

ATLANTA VS. PHILADELPHIA

Eagles lead series, 13-10-1

Eagles lead postseason, 2-1

1966	Eagles	23-10 (P)
1967	Eagles	38-7 (A)

1969	Falcons	27-3 (P)
1970	Tie	13-13 (P)
1973	Falcons	44-27 (P)
1976	Eagles	14-13 (A)
*1978	Falcons	14-13 (A)
1979	Falcons	14-10 (P)
1980	Falcons	20-17 (P)
1981	Eagles	16-13 (P)
1983	Eagles	28-24 (A)
1984	Falcons	26-10 (A)
1985	Eagles	23-17 (P)(OT)
1986	Eagles	16-0 (A)
1988	Falcons	27-24 (P)
1990	Eagles	24-23 (A)
1994	Falcons	28-21 (A)
1996	Eagles	33-18 (A)
1997	Falcons	20-17 (A)
1998	Falcons	17-12 (A)
2000	Eagles	38-10 (P)
#2002	Eagles	20-6 (P)
2003	Eagles	23-16 (A)
^2005	Eagles	27-10 (P)
2005	Falcons	14-10 (A)
2006	Eagles	24-17 (P)
2008	Eagles	27-14 (P)

(Points-Eagles 491, Falcons 432)

(Postseason Points-Eagles 60, Falcons 30)

* NFC Wild Card

#NFC Divisional Playoff

^NFC Championship Game

ATLANTA VS. PITTSBURGH

Steelers lead series, 11-2-1

1966	Steelers	57-33 (A)
1968	Steelers	41-21 (A)
1970	Falcons	27-16 (A)
1974	Steelers	24-17 (P)
1978	Steelers	31-7 (P)
1981	Steelers	34-20 (A)
1984	Steelers	35-10 (P)
1987	Steelers	28-12 (A)
1990	Steelers	21-9 (P)
1993	Steelers	45-17 (A)
1996	Steelers	20-17 (A)
1999	Steelers	13-9 (P)
2002	Tie	34-34 (P)
2006	Falcons	41-38 (A)

(Points-Steelers 437, Falcons 274)

ATLANTA VS. SAN DIEGO

Falcons lead series, 7-1

1973	Falcons	41-0 (SD)
1979	Falcons	28-26 (SD)
1988	Chargers	10-7 (A)
1991	Falcons	13-10 (SD)
1994	Falcons	10-9 (A)
1997	Falcons	14-3 (SD)



2000	Falcons	21-20 (A)
2008	Falcons	22-16 (SD)
(Points-Falcons 156, Chargers 94)		

ATLANTA VS. SAN FRANCISCO

49ers lead series, 44-27-1

Falcons lead postseason, 1-0

1966	49ers	44-7 (A)
1967	49ers	38-7 (SF)
	49ers	34-28 (A)
1968	49ers	28-13 (SF)
	49ers	14-12 (A)
1969	Falcons	24-12 (A)
	Falcons	21-7 (SF)
1970	Falcons	21-20 (A)
	49ers	24-20 (SF)
1971	Falcons	20-17 (A)
	49ers	24-3 (SF)
1972	49ers	49-14 (A)
	49ers	20-0 (SF)
1973	49ers	13-9 (A)
	Falcons	17-3 (SF)
1974	49ers	16-10 (A)
	49ers	27-0 (SF)
1975	Falcons	17-3 (SF)
	Falcons	31-9 (A)
1976	49ers	15-0 (SF)
	Falcons	21-16 (A)
1977	Falcons	7-0 (SF)
	49ers	10-3 (A)
1978	Falcons	20-17 (SF)
	Falcons	21-10 (A)
1979	49ers	20-15 (SF)
	Falcons	31-21 (A)
1980	Falcons	20-17 (SF)
	Falcons	35-10 (A)
1981	Falcons	34-17 (A)
	49ers	17-14 (SF)
1982	Falcons	17-7 (SF)
1983	49ers	24-20 (SF)
	Falcons	28-24 (A)
1984	49ers	14-5 (SF)
	49ers	35-17 (A)
1985	49ers	35-16 (SF)
	49ers	38-17 (A)
1986	Tie	10-10 (A)(OT)
	49ers	20-0 (SF)
1987	49ers	25-17 (A)
	49ers	35-7 (SF)
1988	Falcons	34-17 (SF)
	49ers	13-3 (A)
1989	49ers	45-3 (SF)
	49ers	23-10 (A)
1990	49ers	19-13 (SF)
	49ers	45-35 (A)
1991	Falcons	39-34 (SF)
	Falcons	17-14 (A)
1992	49ers	56-17 (SF)
	49ers	41-3 (A)
1993	49ers	37-30 (SF)
	Falcons	27-24 (A)
1994	49ers	42-3 (A)
	49ers	50-14 (SF)
1995	49ers	41-10 (SF)
	Falcons	28-27 (A)
1996	49ers	39-17 (SF)
	49ers	34-10 (A)
1997	49ers	34-7 (SF)
	49ers	35-28 (A)
1998	49ers	31-20 (SF)
	Falcons	31-19 (A)
	*Falcons	20-18 (A)
1999	49ers	26-7 (SF)
	Falcons	34-29 (A)
2000	Falcons	36-28 (A)
	49ers	16-6 (SF)
2001	49ers	16-13 (SF) (OT)
	49ers	37-31 (A) (OT)
2004	Falcons	21-19 (SF)
2007	Falcons	20-16 (A)
(Points-49ers 1,746, Falcons 1,216)		
*NFC Divisional Playoffs		

ATLANTA VS. SEATTLE

Seahawks lead series, 8-3

1976	Seahawks	30-13 (S)
1979	Seahawks	31-28 (A)
1985	Seahawks	30-26 (S)
1988	Seahawks	31-20 (A)
1991	Falcons	26-13 (A)
1997	Falcons	24-17 (S)
2000	Seahawks	30-10 (A)
2002	Seahawks	30-24 (A) (OT)
2004	Seahawks	28-26 (S)
2005	Seahawks	21-18 (S)
2007	Falcons	44-41 (A)
(Points-Seahawks 302, Falcons 259)		

ATLANTA VS. ST. LOUIS*

Rams lead series, 47-25-2

Falcons lead postseason, 1-0

1966	Rams	19-14 (A)
1967	Rams	31-3 (A)
	Rams	20-3 (LA)
1968	Rams	27-14 (LA)
	Rams	17-10 (A)
1969	Rams	17-7 (LA)
	Rams	38-6 (A)
1970	Tie	10-10 (LA)
	Rams	17-7 (A)
1971	Tie	20-20 (LA)
	Rams	24-16 (A)
1972	Falcons	31-3 (A)
	Rams	20-7 (LA)
1973	Rams	31-0 (LA)



	Falcons	15-13 (A)
1974	Rams	21-0 (LA)
	Rams	30-7 (A)
1975	Rams	22-7 (LA)
	Rams	16-7 (A)
1976	Rams	30-14 (A)
	Rams	59-0 (LA)
1977	Falcons	17-6 (A)
	Rams	23-7 (LA)
1978	Rams	10-0 (LA)
	Falcons	15-7 (A)
1979	Rams	20-14 (LA)
	Rams	34-13 (A)
1980	Falcons	13-10 (A)
	Rams	20-17 (LA)(OT)
1981	Rams	37-35 (A)
	Rams	21-16 (LA)
1982	Falcons	34-17 (A)
1983	Rams	27-21 (LA)
	Rams	36-13 (A)
1984	Falcons	30-28 (LA)
	Rams	24-10 (A)
1985	Rams	17-6 (LA)
	Falcons	30-14 (A)
1986	Falcons	26-14 (A)
	Rams	14-7 (LA)
1987	Falcons	24-20 (A)
	Rams	33-0 (LA)
1988	Rams	33-0 (A)
	Rams	22-7 (LA)
1989	Rams	31-21 (A)
	Rams	26-14 (LA)
1990	Rams	44-24 (LA)
	Falcons	20-13 (A)
1991	Falcons	31-14 (A)
	Falcons	31-14 (A)
1992	Falcons	30-28 (A)
	Rams	38-27 (LA)
1993	Falcons	30-24 (A)
	Falcons	13-0 (LA)
1994	Falcons	31-13 (A)
	Falcons	8-5 (LA)
1995	Rams	21-19 (StL)
	Falcons	31-6 (A)
1996	Rams	59-16 (StL)
	Rams	34-27 (A)
1997	Falcons	34-31 (A)
	Falcons	27-21 (StL)
1998	Falcons	37-15 (A)
	Falcons	21-10 (StL)
1999	Rams	35-7 (StL)
	Rams	41-13 (A)
2000	Rams	41-20 (A)
	Rams	45-29 (StL)
2001	Rams	35-6 (A)
	Rams	31-13 (StL)
2003	Rams	36-0 (StL)

2004	Falcons	34-17 (A)
2005	Falcons	47-17 (A)
2007	Rams	28-16 (StL)
2008	Falcons	31-27 (A)
	(Points-Rams 1,755, Falcons 1,214)	
	*Franchise in LA prior to 1995.	
	*NFC Divisional Playoff	

ATLANTA VS. TAMPA BAY

Bucs lead series, 18-13

1977	Falcons	17-0 (TB)
1978	Bucs	14-9 (TB)
1979	Falcons	17-14 (A)
1981	Bucs	24-23 (TB)
1984	Bucs	23-6 (TB)
1986	Falcons	23-20 (TB) (OT)
1987	Bucs	48-10 (TB)
1988	Falcons	17-10 (A)
1990	Bucs	23-17 (TB)
1991	Falcons	43-7 (A)
1992	Falcons	35-7 (TB)
1993	Bucs	31-24 (A)
1994	Falcons	34-13 (A)
1995	Falcons	24-21 (TB)
1997	Bucs	31-10 (A)
1999	Bucs	19-10 (TB)
2000	Bucs	27-14 (A)
2002	Bucs	20-6 (A)
	Bucs	34-10 (TB)
2003	Bucs	31-10 (A)
	Falcons	30-28 (TB)
2004	Falcons	24-14 (A)
	Bucs	27-0 (TB)
2005	Bucs	30-27 (A)
	Bucs	27-24 (TB)
2006	Falcons	14-3 (A)
	Falcons	17-6 (TB)
2007	Bucs	31-7 (A)
	Bucs	37-3 (TB)
2008	Bucs	24-9 (TB)
	Falcons	13-10 (A) (OT)
	(Points-Bucs 654, Falcons 527)	

ATLANTA VS. TENNESSEE*

Titans lead series, 7-5

1972	Falcons	20-10 (A)
1976	Oilers	20-14 (H)
1978	Falcons	20-14 (A)
1981	Falcons	31-27 (H)
1984	Falcons	42-10 (A)
1987	Oilers	37-33 (H)
1990	Falcons	47-27 (A)
1993	Oilers	33-17 (H)
1996	Oilers	23-13 (A)
1999	Titans	30-17 (T)
2003	Titans	38-31 (A)
2007	Titans	13-10 (T)



(Points-Falcons 298, Titans 269)

*Franchise in Houston prior to 1997 and known as Houston Oilers; Team name from 1997-98 was Tennessee Oilers; in 1999 team was renamed Tennessee Titans.

ATLANTA VS. WASHINGTON

Redskins lead series, 14-5-1

Redskins lead postseason, 1-0

1966	Redskins	33-20 (W)
1967	Tie	20-20 (A)
1969	Redskins	27-20 (W)
1972	Redskins	24-13 (W)
1975	Redskins	30-27 (A)
1977	Redskins	10-6 (W)
1978	Falcons	20-17 (A)
1979	Redskins	16-7 (A)
1980	Falcons	10-6 (A)
1983	Redskins	37-21 (W)
1984	Redskins	27-14 (W)
1985	Redskins	44-10 (A)
1987	Falcons	21-20 (A)
1989	Redskins	31-30 (A)
1991	Redskins	56-17 (W)
*1991	Redskins	24-7 (W)
1992	Redskins	24-17 (W)
1993	Redskins	30-17 (W)
2003	Redskins	33-31 (A)
2006	Falcons	24-14 (W)

(Points-Redskins 519, Falcons 362)

*NFC Divisional Playoffs



1966 (3-11) 7th EAST CON.

Coach: Norb Hecker

DATE	ATL	OPP	
9/11	LA	14 19	L 54,418
9/18	@ PHI	10 23	L 54,049
9/25	@ DET	10 28	L 47,615
10/2	DAL	14 47	L 56,990
10/9	@ WAS	20 33	L 50,116
10/16	SF	7 44	L 54,788
10/23	@ GB Mil	3 56	L 48,623
10/30	CLE	17 49	L 57,235
11/13	BAL	7 19	L 58,850
11/20	@ NYG	27 16	W 62,746
11/27	@ CHI	6 23	L 44,777
12/4	@ MIN	20 13	W 37,117
12/11	STL	16 10	W 57,169
12/18	PIT	33 57	L 56,229

1969 (6-8) 3rd COASTAL

Coach: Norm Van Brocklin

DATE	ATL	OPP	
9/21	SF	24 12	W 45,940
9/28	@ LA	7 17	L 58,031
10/5	BAL	14 21	L 57,806
10/12	DAL	17 24	L 54,833
10/19	@ SF	21 7	W 28,684
10/26	@ GB	10 28	L 50,861
11/2	LA	6 38	L 58,850
11/9	@ DET	21 27	L 53,242
11/16	CHI	48 31	W 53,722
11/23	@ WAS	20 27	L 50,345
11/30	@ BAL	6 13	L 60,238
12/7	NO	45 17	W 51,021
12/14	@ PHI	27 3	W 60,658
12/21	MIN	10 3	W 52,872

1972 (7-7) 2nd NFC WEST

Coach: Norm Van Brocklin

DATE	ATL	OPP	
9/17	@ CHI	37 21	W 55,701
9/24	@ NE	20 21	L 60,999
10/1	LA	31 3	W 58,850
10/8	DET	23 26	L 58,850
10/15	@ NO	21 14	W 66,294
10/22	@ GB Mil	10 9	W 47,967
10/29	SF	14 49	L 58,850
11/5	@ LA	7 20	L 75,081
11/12	NO	36 20	W 58,850
11/20	@ WAS	13 24	L 53,039
11/26	DEN	23 20	W 58,850
12/3	HOU	20 10	W 58,850
12/10	@ SF	0 20	L 61,214
12/17	KC	14 17	L 58,850

1967 (1-12-1) 4th COASTAL

Coach: Norb Hecker

DATE	ATL	OPP	
9/17	@ BAL	31 38	L 56,715
9/24	@ SF	7 38	L 30,207
10/1	@ GB Mil	0 23	L 49,467
10/8	PHI	7 38	L 53,868
10/15	WAS	20 20	T 56,538
10/22	@ DET	3 24	L 50,601
10/29	MIN	21 20	W 52,859
11/5	@ DAL	7 37	L 54,751
11/12	BAL	7 49	L 58,850
11/19	LA	3 31	L 56,871
11/20	@ NO	24 27	L 83,437
12/3	@ LA	3 20	L 46,395
12/10	SF	28 34	L 51,798
12/17	CHI	14 23	L 54,107

1970 (4-8-2) 3rd NFC WEST

Coach: Norm Van Brocklin

DATE	ATL	OPP	
9/20	@ NO	14 3	W 77,042
9/27	@ GB	24 27	L 56,263
10/4	SF	21 20	W 58,850
10/11	@ DAL	0 13	L 53,611
10/18	@ DEN	10 24	L 50,705
10/25	NO	32 14	W 58,850
11/1	CHI	14 23	L 58,850
11/8	@ LA	10 10	T 67,232
11/15	@ PHI	13 13	T 55,425
11/22	LA	7 17	L 58,850
11/30	MIA	7 20	L 54,036
12/6	@ SF	20 24	L 41,387
12/13	PIT	27 16	W 54,162
12/20	MIN	7 37	L 57,992

1973 (9-5) 2nd NFC WEST

Coach: Norm Van Brocklin

DATE	ATL	OPP	
9/16	@ NO	62 7	W 66,428
9/23	@ LA	0 31	L 64,528
10/1	@ DET	6 31	L 45,519
10/7	SF	9 13	L 58,850
10/14	CHI	46 6	W 58,850
10/21	@ SD	41 0	W 41,527
10/28	@ SF	17 3	W 56,825
11/4	LA	15 13	W 58,850
11/11	@ PHI	44 27	W 63,114
11/19	MIN	20 14	W 58,850
11/25	@ NYJ	28 20	W 61,327
12/2	BUF	6 17	L 58,850
12/9	STL	10 32	L 58,850
12/16	NO	14 10	W 58,850

1968 (2-12) 4th COASTAL

Coach: Norm Van Brocklin
(2-9), Norb Hecker (0-3)

DATE	ATL	OPP	
9/14	@ MIN	7 47	L 45,563
9/22	BAL	20 28	L 50,428
9/29	@ SF	13 28	L 27,471
10/6	GB	7 38	L 58,850
10/13	NYG	24 21	W 49,962
10/20	@ LA	14 27	L 54,443
10/27	@ CLE	7 30	L 67,723
11/3	PIT	21 41	L 47,727
11/10	LA	10 17	L 53,979
11/17	@ CHI	16 13	W 44,214
11/24	@ STL	12 17	L 43,246
12/1	@ BAL	0 44	L 60,238
12/8	DET	7 24	L 49,437
12/15	SF	12 14	L 44,977

1971 (7-6-1) 3rd NFC WEST

Coach: Norm Van Brocklin

DATE	ATL	OPP	
9/19	SF	20 17	W 56,990
9/26	@ LA	20 20	T 57,895
10/3	@ DET	38 41	L 54,418
10/10	STL	9 26	L 58,850
10/17	LA	16 24	L 58,850
10/24	NO	28 6	W 58,850
10/31	@ CLE	31 14	W 76,825
11/7	@ CIN	9 6	W 59,604
11/14	NYG	17 21	L 58,850
11/22	GB	28 21	W 58,850
11/28	@ MIN	7 24	L 49,784
12/5	OAK	24 13	W 58,850
12/12	@ SF	3 24	L 44,582
12/19	@ NO	24 20	W 75,954

1974 (3-11) 2nd NFC WEST

Coach: Norm Van Brocklin

DATE	ATL	OPP	
9/15	DAL	0 24	L 57,322
9/22	SF	10 16	L 47,686
9/29	@ NO	13 14	L 62,273
10/6	@ NYG	14 7	W 50,415
10/13	CHI	13 10	W 47,835
10/20	NO	3 13	L 47,127
10/28	@ PIT	17 24	L 48,094
11/3	@ MIA	7 42	L 64,399
11/10	@ LA	0 21	L 70,056
11/17	BAL	7 17	L 41,278
11/24	@ SF	0 27	L 45,435
12/1	LA	7 30	L 18,648
12/7	@ MIN	10 23	L 47,105
12/15	GB	10 3	W 10,020



2009 ATLANTA FALCONS // YEAR-BY-YEAR RESULTS

1975

(4-10) 4th NFC WEST

Coach: Marion Campbell

DATE	ATL	OPP	
9/21 @ STL	20	23	L 42,172
9/28 DET	14	17	L 45,218
10/5 NO	14	7	W 29,444
10/12 @ SF	17	3	W 44,043
10/19 @ LA	7	22	L 64,843
10/26 CIN	14	21	L 45,811
11/2 @ NO	7	23	L 49,342
11/9 @ MIN	0	38	L 43,751
11/16 LA	7	16	L 44,595
11/23 DEN	35	21	W 28,686
11/30 @ OAK	34	37(OT)	L 50,860
12/7 WAS	27	30	L 52,809
12/14 SF	31	9	W 38,501
12/21 @ GB	13	22	L 56,267

1976

(4-10) 4th NFC WEST

Coach: Marion Campbell

DATE	ATL	OPP	
9/12 LA	14	30	L 53,607
9/19 @ DET	10	24	L 50,840
9/26 @ CHI	10	0	W 41,029
10/3 PHI	13	14	L 45,535
10/10 @ NO	0	30	L 51,521
10/17 CLE	17	20	L 33,364
10/23 @ SF	0	15	L 50,240
10/31 NO	23	20	W 34,127
11/7 @ SEA	13	30	L 57,985
11/14 SF	21	16	W 20,058
11/21 DAL	17	10	W 54,992
11/28 @ HOU	14	20	L 25,838
12/4 @ LA	0	59	L 57,366
12/12 GB	20	24	L 23,436

1977

(7-7) 2nd NFC WEST

Coach: Leeman Bennett

DATE	ATL	OPP	
9/18 LA	17	6	W 55,956
9/25 @ WAS	6	10	L 55,031
10/2 NYG	17	3	W 46,374
10/9 @ SF	7	0	W 38,009
10/16 @ BUF	0	3	L 27,348
10/23 @ CHI	16	10	W 49,407
10/30 MIN	7	14	L 59,257
11/6 SF	3	10	L 46,577
11/13 DET	17	6	W 47,451
11/20 @ NO	20	21	L 43,135
11/27 @ TB	17	0	W 43,592
12/4 NE	10	16	L 57,911
12/11 @ LA	7	23	L 52,574
12/18 NO	35	7	W 36,895

1978

(9-7) 2nd NFC WEST

Coach: Leeman Bennett

DATE	ATL	OPP	
9/3 HOU	20	14	W 57,328
9/10 @ LA	0	10	L 46,201
9/17 CLE	16	24	L 56,648
9/24 @ TB	9	14	L 58,072
10/1 NYG	23	20	W 47,765
10/8 @ PIT	7	31	L 48,202
10/15 DET	14	0	W 51,172
10/22 @ SF	20	17	W 34,133
10/30 LA	15	7	W 57,250
11/5 SF	21	10	W 55,468
11/12 @ NO	20	17	W 70,323
11/19 @ CHI	7	13	L 46,022
11/26 NO	20	17	W 55,121
12/3 @ CIN	7	37	L 25,601
12/10 WASH	20	17	W 54,176
12/17 @ STL	21	42	L 40,022

POSTSEASON

NFC Wild Card Game

12/24 PHI	14	13	W 49,447
-----------	----	----	----------

NFC Divisional Playoff Game

12/31 @ DAL	20	27	L 60,338
-------------	----	----	----------

1979

(6-10) 3rd NFC WEST

Coach: Leeman Bennett

DATE	ATL	OPP	
9/2 @ NO	40	34(OT)	W 70,940
9/10 @ PHI	14	10	W 55,935
9/16 DEN	17	20 (OT)	L 57,677
9/23 @ DET	23	24	L 56,249
9/30 WAS	7	16	L 56,819
10/7 GB	25	7	W 56,184
10/14 @ OAK	19	50	L 52,900
10/21 @ SF	15	20	L 33,952
10/29 SEA	28	31	L 52,566
11/4 TB	17	14	W 55,150
11/11 @ NYG	3	24	L 60,860
11/19 @ LA	14	20	L 54,097
11/25 NO	6	37	L 42,815
12/2 @ SD	28	26	W 50,198
12/9 LA	13	34	L 49,236
12/16 SF	31	21	W 37,211

1980

(12-4) 1st NFC WEST

Coach: Leeman Bennett

DATE	ATL	OPP	
9/7 @ MIN	23	24	L 44,773
9/14 @ NE	37	21	W 48,321
9/21 MIA	17	20	L 54,479
9/28 @ SF	20	17	W 56,518
10/5 DET	43	28	W 57,652
10/12 NYJ	7	14	L 57,458
10/19 @ NO	41	14	W 62,651
10/26 LA	13	10	W 57,401
11/2 @ BUF	30	14	W 57,959
11/9 @ STL	33	27(OT)	W 48,662
11/16 NO	31	13	W 53,871
11/23 CHI	28	17	W 49,164
11/30 WAS	10	6	W 55,665
12/7 @ PHI	20	17	W 70,205

1980

Continued...

12/14 SF	35	10	W 55,767
12/21 @ LA	17	20(OT)	L 62,469

POSTSEASON

NFC Wild Card Game

1/4 DAL	27	30	L 60,022
---------	----	----	----------

1981

(7-9) 2nd NFC WEST

Coach: Leeman Bennett

DATE	ATL	OPP	
9/6 NO	27	0	W 57,406
9/13 @ GB	31	17	W 55,382
9/20 SF	34	17	W 56,653
9/27 @ CLE	17	28	L 78,283
10/5 @ PHI	13	16	L 71,488
10/11 LA	35	37	L 57,841
10/18 STL	41	20	W 51,428
10/25 NYG	24	27(OT)	L 48,410
11/1 @ NO	41	10	W 63,637
11/8 @ SF	14	17	L 59,127
11/15 PIT	20	34	L 57,485
11/23 MIN	31	30	W 54,086
11/29 @ HOU	31	27	W 40,201
12/6 @ TB	23	24	L 69,221
12/14 @ LA	16	21	L 57,054
12/20 CIN	28	30	L 35,972

1982

(5-4) 5th NFC WEST*

Coach: Leeman Bennett

DATE	ATL	OPP	
9/12 @ NYG	16	14	W 74,286
9/19 LA Rai.	14	38	L 54,774
11/21 LA Ram.	34	17	W 39,686
11/28 STL	20	23	L 33,411
12/5 @ DEN	34	17	W 75,103
12/12 NO	35	0	W 39,535
12/19 @ SF	17	7	W 53,234
12/26 GB	7	38	L 50,245
1/2 @ NO	6	35	L 47,336

POSTSEASON

NFC Divisional Playoffs

1/9 @ MIN	24	30	L 60,560
-----------	----	----	----------

Seven games cancelled due to strike.

1983

(7-9) 4th NFC WEST

Coach: Dan Henning

DATE	ATL	OPP	
9/4 @ CHI	20	17	W 60,165
9/11 NYG	13	16(OT)	L 52,850
9/18 @ DET	30	14	W 54,622
9/25 @ SF	20	24	L 57,814
10/2 PHI	24	28	L 50,621
10/9 NO	17	19	L 51,654
10/16 @ LA Ram.	21	27	L 50,404
10/23 @ NYJ	27	21	W 46,878
10/30 NE	24	13	W 47,546
11/6 @ NO	10	27	L 67,062
11/14 LA Ram.	13	36	L 31,203
11/20 SF	28	24	W 32,782
11/27 GB	47	41(OT)	W 35,688
12/4 @ WAS	21	37	L 52,074



1983 Continued...

12/10	@ MIA	24	31	L	56,725
12/18	BUF	31	14	W	31,015

1984 (4-12) 4th NFC WEST

Coach: Dan Henning

DATE	ATL	OPP	
9/2	@ NO	36	28 W 66,652
9/9	DET	24	27(OT)L 49,878
9/16	@ MIN	20	27 L 53,955
9/23	HOU	42	10 W 45,248
9/30	@ SF	5	14 L 57,990
10/7	@ LA	30	28 W 47,832
10/14	NYG	7	19 L 50,268
10/22	LA	10	24 L 52,861
10/28	@ PIT	10	35 L 55,971
11/5	@ WAS	14	27 L 51,301
11/11	NO	13	17 L 40,590
11/18	CLE	7	23 L 28,280
11/25	@ CIN	14	35 L 44,678
12/2	SF	7	35 L 29,644
12/9	@ TB	6	23 L 33,808
12/16	PHI	26	10 W 15,582

1985 (4-12) 4th NFC WEST

Coach: Dan Henning

DATE	ATL	OPP	
9/8	DET	27	28 L 37,785
9/15	@ SF	16	35 L 58,923
9/22	DEN	28	44 L 37,903
9/29	@ LA Ram.	6	17 L 49,870
10/6	SF	17	38 L 44,740
10/13	@ SEA	26	30 L 60,430
10/20	NO	31	24 W 44,784
10/27	@ DAL	10	24 L 57,941
11/3	WAS	10	44 L 42,209
11/10	@ PHI	17	23(OT)L 63,694
11/17	LA Ram.	30	14 W 29,960
11/24	@ CHI	0	36 L 65,790
12/1	LA Rai.	24	34 L 20,585
12/8	@ KC	10	38 L 18,199
12/15	MIN	14	13 W 14,167
12/22	@ NO	16	10 W 37,717

1986 (7-8-1) 3rd NFC WEST

Coach: Dan Henning

DATE	ATL	OPP	
9/7	@ NO	31	10 W 67,950
9/14	STL	33	13 W 46,463
9/21	@ DAL	37	35 W 62,880
9/28	@ TB	23	20(OT)W 38,950
10/5	PHI	0	16 L 57,104
10/12	LA Ram.	26	14 W 51,662
10/19	SF	10	10(OT)T 55,306
10/26	@ LA Ram.	7	14 L 56,993
11/2	@ NE	17	25 L 60,597
11/9	NYJ	14	28 L 53,476
11/16	CHI	10	13 L 55,520
11/23	@ SF	0	20 L 58,747
11/30	@ MIA	20	14 W 53,762
12/7	IND	23	28 L 30,397
12/14	NO	9	14 L 39,994
12/21	@ DET	20	6 W 35,255

1987 (3-12) 4th NFC WEST

Coach: Marion Campbell

DATE		ATL	OPP	
9/13	@ TB	10	48	L 51,250
9/20	WAS	21	20	W 50,882
9/27	@ NO	(Cancelled by strike)		
10/4	PIT	12	28	L 16,667
10/11	SF	17	25	L 8,684
10/18	LA Ram.	24	20	W 15,813
10/25	@ HOU	33	37	L 29,062
11/1	NO	0	38	L 42,196
11/8	@ CLE	3	38	L 71,135
11/15	CIN	10	16	L 25,758
11/22	@ MIN	13	24	L 53,866
11/29	STL	21	34	L 15,909
12/6	@ DAL	21	10	W 40,103
12/13	@ LA Ram.	0	33	L 43,310
12/20	@ SF	7	35	L 54,698
12/27	DET	13	30	L 13,906

1988 (5-11) 4th NFC WEST

Coach: Marion Campbell

DATE	ATL	OPP	
9/4	@ DET	17	31 L 31,075
9/11	NO	21	29 L 48,901
9/18	@ SF	34	17 W 60,168
9/25	@ DAL	20	26 L 39,702
10/2	SEA	20	31 L 28,619
10/9	LA Ram.	0	33 L 30,852
10/16	@ DEN	14	30 L 75,287
10/23	NYG	16	23 L 45,092
10/30	@ PHI	27	24 W 60,091
11/6	GB	20	0 W 29,952
11/13	SD	7	10 L 26,329
11/20	@ LA Rai.	12	6 W 40,967
11/27	TB	17	10 W 14,020
12/4	SF	3	13 L 44,048
12/11	@ LA Ram.	7	22 L 42,828
12/18	@ NO	9	10 L 60,566

1989 (3-13) 4th NFC WEST

Coach: Marion Campbell

DATE	ATL	OPP	
9/10	LA Ram.	21	31 L 38,708
9/17	DAL	27	21 W 55,285
9/24	@ IND	9	13 L 57,816
10/1	@ GB Mil	21	23 L 54,647
10/8	@ LA Ram.	14	26 L 52,182
10/15	NE	16	15 W 39,697
10/22	@ PHO	20	34 L 33,894
10/29	@ NO	13	20 L 65,153
11/5	BUF	30	28 W 45,267
11/12	@ SF	3	45 L 59,914
11/19	NO	17	26 L 53,173
11/26	@ NYJ	7	27 L 40,429
12/3	SF	10	23 L 43,128
12/10	@ MIN	17	43 L 58,116
12/17	WASH	30	31 L 37,501
12/24	DET	24	31 L 7,792

1990 (5-11) 4th NFC WEST

Coach: Jerry Glanville

DATE	ATL	OPP	
9/9	HOU	47	27 W 56,222
9/16	@ DET	14	21 L 48,961
9/23	@ SF	13	19 L 62,858
10/7	NO	28	27 W 57,401
10/14	SF	35	45 L 57,921
10/21	@ LA Ram.	24	44 L 54,761
10/28	CIN	38	17 W 53,214
11/4	@ PIT	9	21 L 57,09
11/11	@ CHI	24	30 L 62,855
11/18	PHI	23	24 L 53,755
11/25	@ NO	7	10 L 68,629
12/2	@ TB	17	23 L 42,839
12/9	PHO	13	24 L 36,222
12/16	@ CLE	10	13 L 46,536
12/23	LA Ram.	20	13 W 30,021
12/30	DAL	26	7 W 50,097

1991 (10-6) 2nd NFC WEST

Coach: Jerry Glanville

DATE	ATL	OPP	
9/1	@ KC	3	14 L 74,246
9/8	MIN	19	20 L 50,936
9/15	@ SD	13	10 W 44,804
9/22	LA Rai.	21	17 W 53,615
9/29	NO	6	27 L 56,556
10/13	@ SF	39	34 W 57,343
10/20	@ PHO	10	16 L 24,124
10/27	LA Ram.	31	14 W 50,187
11/3	SF	17	14 W 51,259
11/10	@ WAS	17	56 L 52,641
11/17	TB	43	7 W 41,274
11/24	@ NO	23	20(OT)W 68,591
12/1	GB	35	31 W 43,270
12/8	@ LA Ram.	31	14 W 35,315
12/15	SEA	26	13 W 55,834
12/22	@ DAL	27	31 L 60,962



2009 ATLANTA FALCONS // YEAR-BY-YEAR RESULTS

1991

Continued...

POSTSEASON

NFC Wild Card Game

12/29	@ NO	27	20	W	68,794
-------	------	----	----	---	--------

NFC Divisional Playoff Game

1/4/92	@ WAS	7	24	L	55,181
--------	-------	---	----	---	--------

1992

(6-10) 3rd NFC WEST

Coach: Jerry Glanville

DATE	ATL	OPP
9/6	NYJ	20 17 W 65,585
9/13	@ WAS	17 24 L 54,343
9/20	NO	7 10 L 67,328
9/27	@ CHI	31 41 L 63,528
10/4	GB	24 10 W 63,769
10/11	@ MIA	17 21 L 68,633
10/18	@ SF	17 56 L 63,302
11/1	LA Ram.	30 28 W 62,168
11/9	SF	3 41 L 67,404
11/15	PHO	20 17 W 58,477
11/22	@ BUF	14 41 L 80,004
11/29	NE	34 0 W 54,494
12/3	@ NO	14 22 L 68,591
12/13	@ TB	35 7 W 39,056
12/21	DAL	17 41 L 67,036
12/27	@ LA Ram.	27 38 L 37,706

1993

(6-10) 3rd NFC WEST

Coach: Jerry Glanville

DATE	ATL	OPP
9/5	@ DET	13 30 L 56,216
9/12	NO	31 34 L 64,287
9/19	@ SF	30 37 L 63,032
9/27	PIT	17 45 L 65,477
10/3	@ CHI	0 6 L 57,441
10/14	LA Ram.	30 24 W 45,231
10/24	@ NO	26 15 W 69,043
10/31	TB	24 31 L 50,647
11/14	@ LA Ram.	13 0 W 37,073
11/21	DAL	27 14 W 67,337
11/28	CLE	17 14 W 54,510
12/05	@ HOU	17 33 L 58,186
12/11	SF	27 24 W 64,688
12/19	@ WAS	17 30 L 50,192
12/26	@ CIN	17 21 L 27,014
1/2	PHO	10 27 L 44,360

1994

(7-9) 3rd NFC WEST

Coach: June Jones

DATE	ATL	OPP
9/4	@ DET	28 31(OT) L 60,740
9/11	LA Ram.	31 13 W 55,378
9/18	KC	10 30 L 67,357
9/25	@ WAS	27 20 W 53,238
10/2	@ LA Ram.	8 5 W 34,599
10/9	TB	34 13 W 52,633
10/16	SF	3 42 L 67,298
10/23	@ LA Rai.	17 30 L 42,192
11/6	SD	10 9 W 59,217
11/13	@ NO	32 33 L 60,313
11/20	@ DEN	28 32 L 70,594
11/27	PHI	28 21 W 60,008
12/4	@ SF	14 50 L 60,549
12/11	NO	20 29 L 61,307
12/21	@ GB Mil	17 21 L 54,885
12/27	AZ	10 6 W 35,311

1995

(9-7) 2nd NFC WEST

Coach: June Jones

DATE	ATL	OPP
9/4	CAR	23 20(OT) W 58,808
9/10	@ SF	10 41 L 63,627
9/17	@ NO	27 24(OT) W 57,442
9/24	NYJ	13 3 W 40,778
10/1	NE	30 17 W 47,114
10/12	@ STL	19 21 L 59,700
10/22	@ TB	24 21 W 66,135
10/29	DAL	13 28 L 70,089
11/5	DET	34 22 W 49,619
11/12	@ BUF	17 23 L 62,690
11/19	STL	31 6 W 46,309
11/26	@ AZ	37 40(OT) L 35,147
12/3	@ MIA	20 21 L 63,395
12/10	NO	19 14 W 54,603
12/17	@ CAR	17 21 L 53,833
12/24	SF	28 27 W 51,785

POSTSEASON

NFC Wild Card

12/31	@ GB	20 37 L 60,453
-------	------	----------------

1996

(3-13) 4th NFC WEST

Coach: June Jones

DATE	ATL	OPP
9/1	@ CAR	6 29 L 69,522
9/8	MIN	17 23 L 42,688
9/22	PHI	18 33 L 40,107
9/29	@ SF	17 39 L 62,995
10/6	@ DET	24 28 L 58,666
10/13	HOU	13 23 L 35,401
10/20	@ DAL	28 32 L 64,091
10/27	PIT	17 20 L 58,760
11/3	CAR	20 17 W 42,726
11/10	@ STL	16 59 L 58,776
11/17	NO	17 15 W 43,119
11/24	@ CIN	31 41 L 44,868
12/2	SF	10 34 L 46,318
12/8	@ NO	31 15 W 32,923
12/15	STL	27 34 L 26,519
12/22	@ JAC	17 19 L 71,449

1997

(7-9) 3rd NFC WEST

Coach: Dan Reeves

DATE	ATL	OPP
8/31	@ DET	17 28 L 61,244
9/7	CAR	6 9 L 51,829
9/14	OAK	31 36 L 47,922
9/21	@ SF	7 34 L 60,404
9/28	DEN	21 29 L 48,211
10/12	@ NO	23 17 W 65,619
10/19	SF	28 35 L 53,378
10/26	@ CAR	12 21 L 54,675
11/2	STL	34 31 W 36,583
11/9	TB	10 31 L 46,018
11/16	@ STL	27 21 W 64,299
11/23	NO	20 3 W 48,620
11/30	@ SEA	24 17 W 52,584
12/7	@ SD	14 3 W 46,317
12/14	PHI	20 17 W 42,866
12/21	@ ARZ	26 29 L 32,003

1998

(14-2) 1st NFC WEST

Coach: Dan Reeves

DATE	ATL	OPP
9/6	@ CAR	19 14 W 65,129
9/13	PHI	17 12 W 46,456
9/27	@ SF	20 31 L 62,296
10/4	CAR	51 23 W 50,724
10/11	@ NYG	34 20 W 71,173
10/18	NO	31 23 W 60,774
10/25	@ NYJ	3 28 L 71,573
11/1	STL	37 15 W 37,996
11/8	@ NE	41 10 W 59,790
11/15	SF	31 19 W 69,828
11/22	CHI	20 13 W 60,804
11/29	@ STL	21 10 W 47,971
12/6	IND	28 21 W 61,141
12/13	@ NO	27 17 W 61,678
12/20	@ DET	24 17 W 67,143
12/27	MIA	38 16 W 69,754

POSTSEASON

Divisional Playoff Game

1/9	SF	20 18 W 70,262
-----	----	----------------

NFC Championship Game

1/17	@ MIN	30 27(OT) W 64,060
------	-------	--------------------

SUPER BOWL XXXIII

1/31	vs DEN	19 34 L 74,803
------	--------	----------------



1999 (5-11) 3rd NFC WEST

Coach: Dan Reeves

DATE	ATL	OPP	
9/12	MIN	14 17	L 69,555
9/20	@ DAL	7 24	L 63,663
9/26	@ STL	7 35	L 63,253
10/3	BAL	13 19(OT)	L 50,712
10/10	@ NO	20 17	W 57,289
10/17	STL	13 41	L 51,973
10/25	@ PIT	9 13	L 58,141
10/31	CAR	27 20	W 52,594
11/7	JAC	7 30	L 68,466
11/21	@ TB	10 19	L 65,158
11/28	@ CAR	28 34	L 55,507
12/5	NO	35 12	W 62,568
12/12	@ SF	7 26	L 67,465
12/19	@ TEN	17 30	L 66,196
12/26	ARZ	37 14	W 47,074
1/3	SF	34 29	W 57,980

2000 (4-12) 5th NFC WEST

Coach: Dan Reeves

DATE	ATL	OPP	
9/3	SF	36 28	W 54,626
9/10	@ DEN	14 42	L 75,466
9/17	@ CAR	15 10	W 73,025
9/24	STL	20 41	L 58,761
10/1	@ PHI	10 38	L 65,424
10/8	NYG	6 13	L 50,947
10/15	@ STL	29 45	L 66,019
10/22	NO	19 21	L 56,508
10/29	CAR	13 12	W 46,178
11/5	TB	14 27	L 70,097
11/12	@ DET	10 13	L 74,309
11/19	@ SF	6 16	L 67,447
11/26	@ OAK	14 41	L 55,175
12/3	SEA	10 30	L 44,680
12/17	@ NO	7 23	L 64,900
12/24	KC	29 13	W 41,017

2001 (7-9) 4th NFC SOUTH

Coach: Dan Reeves

DATE	ATL	OPP	
9/9	@ SF	13 16(OT)	L 65,989
9/23	CAR	24 16	W 49,312
9/30	@ ARZ	34 14	W 28,878
10/7	CHI	3 31	L 47,640
10/14	SF	31 37(OT)	L 65,424
10/21	@ NO	20 13	W 70,020
11/4	NE	10 24	L 45,572
11/11	DAL	20 13	W 70,452
11/18	@ GB	23 20	W 59,849
11/25	@ CAR	10 7	W 72,234
12/2	STL	6 35	L 60,787
12/9	NO	10 28	L 68,826
12/16	@ IND	27 41	L 55,603
12/23	BUF	33 30	W 43,320
12/30	@ MIA	14 21	L 73,619
1/6	@ STL	13 31	L 66,033

2002 (9-6-1) 2nd NFC SOUTH

Coach: Dan Reeves

DATE	ATL	OPP	
9/8	@ GB	34 37(OT)	L 63,127
9/15	CHI	13 14	L 68,081
9/22	CIN	30 3	W 68,129
10/6	TB	6 20	L 68,936
10/13	@ NYG	17 10	W 78,728
10/20	CAR	30 0	W 68,056
10/27	@ NO	37 35	W 67,883
11/3	BAL	20 17	W 68,532
11/10	@ PIT	34 34(OT)	T 62,779
11/17	NO	24 17	W 70,382
11/24	@ CAR	41 0	W 72,533
12/1	@ MIN	30 24(OT)	W 63,947
12/8	@ TB	10 34	L 65,648
12/15	SEA	24 30(OT)	L 69,551
12/22	DET	36 15	W 69,307
12/29	@ CLE	16 24	L 73,528

POSTSEASON

NFC Wild Card Game

1/4	at GB	27 7	W 65,358
-----	-------	------	----------

NFC Divisional Playoff Game

1/11	at PHI	6 20	L 66,452
------	--------	------	----------

2003 (5-11) 4th NFC SOUTH

Coach: Dan Reeves (3-10)
Wade Phillips (2-1)

DATE	ATL	OPP	
9/7	@ DAL	27 13	W 64,104
9/14	WAS	31 33	L 70,241
9/21	TB	10 31	L 70,871
9/28	@ CAR	3 23	L 72,765
10/5	MIN	26 39	L 70,427
10/13	@ STL	0 36	L 66,075
10/19	NO	17 45	L 70,837
11/2	PHI	16 23	L 70,064
11/9	@ NYG	27 7	W 78,813
11/16	@ NO	20 23(OT)	L 68,432
11/23	TEN	31 38	L 70,891
11/30	@ HOU	13 17	L 70,388
12/7	CAR	20 14(OT)	W 70,079
12/14	@ IND	7 38	L 57,103
12/21	@ TB	30 28	W 65,572
12/28	JAC	21 14	W 70,266

2004 (11-5) 1st NFC SOUTH

Coach: Jim Mora

DATE	ATL	OPP	
9/12	@ SF	21 19	W 65,584
9/19	STL	34 17	W 70,882
9/26	ARZ	6 3	W 70,534
10/3	@ CAR	27 10	W 73,461
10/10	DET	10 17	L 70,434
10/17	SD	21 20	W 70,187
10/24	@ KC	10 56	L 78,260
10/31	@ DEN	41 28	W 75,083
11/14	TB	24 14	W 70,810
11/21	@ NYG	14 10	W 78,793
11/28	NO	24 21	W 70,521
12/5	@ TB	0 27	L 65,556
12/12	OAK	35 10	W 70,616
12/18	CAR	34 31(OT)	W 70,845
12/26	@ NO	13 26	L 64,900
1/2	@ SEA	26 28	L 66,740

POSTSEASON

NFC Divisional Playoff Game

1/15	STL	47 17	W 70,709
------	-----	-------	----------

NFC Championship Game

1/23	@ PHI	10 27	L 67,717
------	-------	-------	----------

2005 (8-8) 3rd NFC SOUTH

Coach: Jim Mora

DATE	ATL	OPP	
9/12	PHI	14 10	W 70,806
9/18	@ SEA	18 21	L 66,030
9/25	@ BUF	24 21	W 72,032
10/2	MIN	30 10	W 69,552
10/9	NE	28 31	L 71,079
10/16	@ NO	34 31	W 65,562
10/24	NYJ	27 14	W 70,995
11/6	@ MIA	17 10	W 72,187
11/13	GB	25 33	L 71,001
11/20	TB	27 30	L 70,794
11/24	@ DET	27 7	W 62,390
12/4	CAR	6 24	L 73,661
12/12	NO	36 17	W 70,083
12/18	@ CHI	3 16	L 62,170
12/25	@ TB	24 27(OT)	L 65,482
1/1	CAR	11 44	L 70,796



2006 (7-9) 3rd NFC SOUTH

Coach: Jim Mora

DATE	ATL	OPP	
9/10	@ CAR	20 6	W 73,522
9/17	TB	14 3	W 70,828
9/25	@ NO	3 23	L 70,003
10/1	ARZ	32 10	W 68,981
10/15	NYG	14 27	L 70,840
10/22	PIT	41 38	W 71,151
10/29	@ CIN	29 27	W 65,978
11/5	@ DET	14 30	L 60,987
11/12	CLE	13 17	L 70,793
11/19	@ BAL	10 24	L 70,790
11/26	NO	13 31	L 70,933
12/3	@ WAS	24 14	W 86,436
12/10	@ TB	17 6	W 65,691
12/16	DAL	28 38	L 71,102
12/24	CAR	3 10	L 68,834
12/31	@ PHI	17 24	L 69,341

2007 (4-12) 4th NFC SOUTH

Coach: Bobby Petrino (3-10)
Emmitt Thomas (1-2)

DATE	ATL	OPP	
9/9	@ MIN	3 24	L 62,815
9/16	@ JAC	7 13	L 61,821
9/23	CAR	20 27	L 68,175
9/30	HOU	26 16	W 69,312
10/7	@ TEN	10 13	L 69,143
10/15	NYG	10 31	L 69,828
10/21	@ NO	16 22	L 69,994
11/4	SF	20 16	W 66,049
11/11	@ CAR	20 13	W 73,340
11/18	TB	7 31	L 69,480
11/22	IND	13 31	L 69,845
12/2	@ STL	16 28	L 52,051
12/10	NO	14 34	L 69,553
12/16	@ TB	3 37	L 65,133
12/23	@ ARZ	27 30(OT)	L 64,159
12/30	SEA	44 41	W 64,925

2008 (11-5) 2nd NFC SOUTH

Coach: Mike Smith

DATE	ATL	OPP	
9/7	DET	34 21	W 62,310
9/14	@ TB	9 24	L 63,611
9/21	KC	38 14	W 62,434
9/28	@ CAR	9 24	L 72,688
10/5	@ GB	27 24	W 70,610
10/12	CHI	22 20	W 64,096
10/26	@ PHI	14 27	L 69,144
11/2	@ OAK	24 0	W 61,196
11/9	NO	34 20	W 64,826
11/16	DEN	20 24	L 64,358
11/23	CAR	45 28	W 64,841
11/30	@ SD	22 16	W 67,200
12/7	@ NO	25 29	L 70,011
12/14	TB	13 10(OT)	W 65,045
12/21	@ MIN	24 17	W 62,889
12/28	STL	31 27	W 64,617

POSTSEASON

NFC Wild Card

1/3 @ ARZ 24 30 L 62,848

ATLANTA FALCONS



WES DURHAM (LEFT) AND DAVID ARCHER

Atlanta Falcons radio play-by-play coverage stretches from Virginia to Mississippi on one of the NFL's largest radio networks (for a complete list of affiliate stations, go to www.atlantafalconsradio.com). WZGC-FM, Atlanta (92.9 DAVE FM) is the Falcons 100,000-watt flagship station, and provides more than eight hours of game day coverage, as well as other team-related programming. Falcons fans can hear daily updates and features year-round on 92.9 DAVE FM and CBS Radio sister station WVEE-FM (V-103).

WZGC-FM, Atlanta's 92.9, DAVE FM, is owned by CBS Radio and delivers true rock variety without traditional format restrictions. DAVE FM is committed to showcasing the Falcons as a centerpiece to its programming.

Veteran play-by-play announcer, Wes Durham (above left) enters his sixth season as the radio voice of the Falcons. He will split his time between the Falcons and Georgia Tech, where he enters his 15th season as the Yellow Jackets football and basketball play-by-play announcer. Durham is a five-time "Georgia Sportscaster of the Year."

92.9 | atlanta davefm Home of Falcons Football

Former Falcons QB David Archer returns to the Falcons radio booth as color analyst. This will be Archer's sixth season as part of the Falcons radio network. During his NFL career, Archer spent four seasons in a Falcons uniform, and still holds one of the highest winning percentages in team history for a quarterback.

Jeff Van Note adds his wit and personality to the Falcons pre and post game shows again in 2009. Following an 18-year playing career with the Falcons, 'Noter' has spent 19 seasons as a Falcons broadcaster. Jeff still holds several team marks, and is tied with Claude Humphrey for most Pro Bowl appearances by a Falcon with six. Van Note was selected as the fifth member of the prestigious Atlanta Falcons Ring of Honor in 2006. He is also a member of the club's Hall of Legends in Flowery Branch.

